CITY COUNCIL AGENDA

COUNCIL CHAMBERS TUESDAY, SEPTEMBER 23, 2025 6:00 PM

1. **Call to Order/Roll Call/Pledge of Allegiance**
2. **Approve Agenda**
3. **Presentations/Introductions – None**
4. **Approve minutes of the September 9, 2025, City Council Meeting and the September 16, 2025, Special City Council Meeting**
   A. Approve minutes of the September 9, 2025, City Council Meeting and the September 16, 2025, Special City Council Meeting
5. **Requests to be Heard**
6. **Consent Agenda**
   A. List of Claims for Release
   B. Resolution 2025-230 Approve Street Closures for Faribault High School Homecoming Parade
   C. Mutual Aid Agreement Between the Faribault Police Department and the Minnesota Department of Corrections
   D. Resolution 2025-233 Approve CIP Purchases for North Alexander Park Parking Lot #2
   E. Resolution 2025-234 Declare Costs to be Assessed and Establish Special Assessment Hearing for Airtech 2 Street, Utility and Stormwater Improvements - Contract 2022-07
   F. Resolution 2025-235 Approve Hiring Library Receptionist
   G. Resolution 2025-238 Amend the 2025 Adopted Budget for the Library Wall Panel Project
   H. Resolution 2025-240 Approve the SELCO-Rice County Agreement for Library Services 2026-2030
   I. Approve Application and Permit for a 1 Day to 4 Day Temporary On-Sale Liquor License for Faribault Minnesota Chapter
   J. Resolution 2025-241 Approve Memorandum of Understanding Between The City of Faribault and Allina Health System
   K. Resolution 2025-242 Approve Hiring Police Officers
   L. Resolution 2025-243 Approve Hiring Community Services Officers
   M. Approve Letter of Support for Rice County U.S. Economic Development Administration Grant Application
7. **Public Hearings – None**
8. **Items for Discussion**
   A. Ordinance 2025-12 Approve a Zoning Text Amendment to Chapter 3 Nonconformities (Second Reading)
      1. Approve Summary Publication of Ordinance 2025-12
   B. Rice County/4th St NW and 2nd Ave NW - Conditional Use Permit; Variance

1. Resolution 2025-236 Approve a Conditional Use Permit for Off Site and Standalone Parking near 4th St NW and 2nd Ave NW
2. Resolution 2025-237 Approve Variance for Building Facade Materials near the Corner of 4th St NW and 2nd Ave NW

C. Resolution 2025-239 Approve a Conditional Use Permit For Drive Through in C-2 Highway Commercial

D. Ordinance 2025-13 Granting To Northern States Power Company, A Minnesota Corporation, Its Successors And Assigns, Permission To Construct, Operate, Repair And Maintain In The City Of Faribault, Minnesota, An Electric Distribution System And Transmission Lines, Including Necessary Poles, Lines, Fixtures And Appurtenances, For The Furnishing Of Electric Energy To The City, Its Inhabitants, And Others, And To Use The Public Grounds And Public Ways Of The City For Such Purposes (Second Reading)

1. Approve Summary Publication of Ordinance 2025-13

E. Ordinance 2025-14 Granting To Northern States Power Company, A Minnesota Corporation, Its Successors And Assigns, Permission To Erect A Gas Distribution System For The Purposes Of Constructing, Operating, Repairing And Maintaining In The City Of Faribault, Minnesota, The Necessary Gas Pipes, Mains And Appurtenances For The Transmission Or Distribution Of Gas To The City And Its Inhabitants And Others And Transmitting Gas Into And Through The City And To Use The Public Grounds And Public Ways Of The City For Such Purposes (Second Reading)

1. Approve Summary Publication for Ordinance 2025-14

F. Ordinance 2025-15 Repeal and Replace Chapter 14, Article V of the Code of Ordinances Regarding the Lodging Tax (Second Reading)

1. Approve Summary Publication of Ordinance 2025-15

G. Resolution 2025-244 Acceptance of the 2024 Audited Financial Statements

H. Resolution 2025-245 Adoption of the 2026 Preliminary Property Tax Levy and Establishment of Public Meeting date

I. Resolution 2025-248 Approving the Fairbault Economic Development Authority 2026 Preliminary Tax Levy

J. Resolution 2025-249 to Approve the Faribault Housing and Redevelopment Authority 2026 Preliminary Tax Levy

K. Resolution 2025-251 Ordering the Abatement of a Hazardous Property and Structures and Public Nuisances located at 1422 1ST Avenue Northeast, Faribault, MN 55021

9. Bids - None

10. Boards and Commissions Reports, Announcements and Project Updates

11. Adjournment

(The Council may meet as a group for dinner)

NOTE:

CC **Closed Captioning of Council meetings available on FCTV.**

Please contact the City Administrator's Office if you need special accommodations related to a disability while attending the City Council meeting.

Para pedir este documento en otro idioma, envíe un correo electrónico y adjunte el documento a accessibility@faribault.org.

Si aad u codsato dukumeentigan oo ku qoran luqad kale, fadlan e-mail u soo dir oo ku soo lifaaq dukumiintiga accessibility@faribault.org.

CITY COUNCIL AGENDA

COUNCIL CHAMBERS	TUESDAY, SEPTEMBER 9, 2025	6:00 PM

Call to Order/Roll Call/Pledge of Allegiance
The City Council meeting was called to order by Mayor Tom Spooner at 6:00 pm. Councilors in attendance included Mandy Barnes, Adama Doumbouya, Royal Ross, John Rowan, Peter van Sluis and Chuck Thiele. Also in attendance were City Administrator Jessica Kinser, City Clerk Heather Slechta, Community and Economic Development Director David Wanberg, Economic Development Coordinator Jacob Wiensch, Police Chief John Sherwin, Fire and Code Services Director Dusty Dienst, Public Works Director Travis Block and Planning Manager Harry Davis.

Approve Agenda
Motion by Ross, seconded by Doumbouya to approve the agenda with the following changes, addition of introduction of Jacob Wiensch to Presentations/Introductions and the removal of discussion items F. Ordinance 2025-13 Granting to Northern States Power Company, A Minnesota Corporation, Its Successors and Assigns, Permission to Construct, Operate, Repair, and Maintain IN the City of Faribault, Minnesota, an Electric Distribution System and Transmission Lines, Including Necessary Poles, Lines, Fixtures, and Appurtenances, for the Furnishing of Electric Energy to the City, Its Inhabitants, and Others, and to Use the Public Grounds and Public Ways of the City for Such Purposes (First Reading) and G. Ordinance 2025-14 Granting to Northern States Power Company, A Minnesota Corporation, Its Successors and Assigns, Permission to Erect a Gas Distribution System for the Purposes of Constructing, Operating, Repairing and Maintaining in the City of Faribault, Minnesota, the Necessary Gas Pipes, Mains and Appurtenances for the Transmission or Distribution of Gas to the City and Its Inhabitants and Others and Transmitting Gas Into and Through the City and To Use the Public Grounds and Public Ways of the City For Such Purposes (First Reading) and carried unanimously.

Presentations/Introductions
Community and Economic Development Director David Wanberg introduced the newly hired Economic Development Coordinator Jacob Wiensch. Mr. Wiensch provided a brief background of his employment and expressed his excitement to be working and living in Faribault.

Approve minutes of the August 26, 2025 City Council Meeting and the August 26, 2025 Special City Council Meeting - Closed Session
Motion by Thiele, seconded by van Sluis to approve minutes of the August 26, 2025 City Council Meeting and the August 26, 2025, Special City Council Meeting - Closed Session

and carried unanimously.

Requests to be Heard - None

Consent Agenda

A. List of Claims for Release
B. Resolution 2025-217 Approve Hiring of Recreation Program Coordinator
C. Approve 2025-2026 School Resource Officer (SRO) Contract
D. Resolution 2025-219 Approve Lease Agreement with Rice County for Antenna Space
E. Resolution 2025-214 Declare Public Works Equipment Surplus Property
F. Resolution 2025-220 Authorize Execution of Minnesota Department of Transportation Grant Agreement No. 1060311 for Airport Maintenance and Operation
G. Resolution 2025-225 Amend the 2025 Adopted Budget for the Purchase of Police Equipment with Public Safety Aid Funds
H. Resolution 2025-223 Approve Street Closures for Bethlehem Academy Homecoming Parade
I. Resolution 2025-226 Approve Street Closure for 3rd & Long on 3rd Street
J. Resolution 2025-224 Amend the 2025 Adopted Budget for Water Reclamation Facility Improvements
K. Approve Task Order No. 15 with Foth for Airport Pavement Rehabilitation Project
L. Resolution 2025-228 Amend the 2025 Adopted Budget
M. Resolution 2025-229 Approve L.E.L.S. Patrol CBA 2026 Labor Agreement

Motion by van Sluis, seconded by Barnes to approve Consent Agenda items A-M and carried unanimously with Councilor Rowan abstaining from item D. Resolution 2025-219 Approve Lease Agreement with Rice County for Antenna Space.

Public Hearings – None

Items for Discussion

V and B Vinar Subdivision/1500 Lyndale Ave N - Preliminary Plat; Final Plat; Resolution 2025-221 Approve the Preliminary and Final Plats for V and B Vinar Subdivision and Resolution 2025-222 Approve a Development Agreement for V and B Vinar Subdivision

Planning Manager Harry Davis explained that Vance Vinar on behalf of GSES of Faribault LLC requested preliminary plat and final plat approval for subdividing 1500 20th St NW. The property is zoned C-2, Highway Commercial and contains approximately 3.5 acres of land. The development team submitted preliminary and final plat applications and documents to subdivide 1500 20th St NW into two separate properties. One lot contains the existing Grandstay hotel and the other lot will be offered as available for development. The existing access drive will be in a shared access easement.

The preliminary and final plats meet UDO requirements and staff is proposing approval of the Developer's Agreement alongside plat approvals. A Developer's Agreement is needed to support the new lots, coordinate redevelopment, and protect utility and access

for each resulting parcel.

At their September 2, 2025 meeting, the Planning Commission voted unanimously to forward and recommend approval of the project. The DRC, City Planning Manager, and City Engineer also recommend approval of the project. No members of the public submitted comments or spoke at the public hearing.

Councilor Ross questioned if parkland dedication fees were being double charged since this land was already built on; Davis explained that parkland fees are typically collected at platting and this is the first plat of the property.

Motion by van Sluis, seconded by Barnes to approve Final Plat; Resolution 2025-221 Approve the Preliminary and Final Plats for V and B Vinar Subdivision and carried unanimously.

Motion by Ross, seconded by Doumbouya to approve Resolution 2025-222 Approve a Development Agreement for V and B Vinar Subdivision and carried unanimously.

Ordinance 2025-12 Approve a Zoning Text Amendment to Chapter 3 Nonconformities (First Reading)

Planning Manager Harry Davis explained that Staff are seeing development interest in lots that are currently undersized for their underlying zoning district. While variances may address a few properties, there are many properties in Faribault that are legally platted and do not conform to minimum size and dimensional requirements which is likely to cause more variances and issues for property owners down the road. Plats that pre-date modern zoning code would often plat several small, narrow lots in a row and allow future owners to buy several lots to make up today's lots that are found in older parts of Faribault.

Davis requested an amendment to Chapter 3, Nonconformities that governs nonconforming structures, uses, and lots. The proposal included amending Sec 3-60 to allow for the development of existing, legally-platted properties that are too small for current zoning requirements. The structure built on the property must meet development standards to be used as a nonconforming lot, have access to city water and sewer, and front onto a public street. Unless otherwise stated in the ordinance, the proposed amendment facilitates developing existing, nonconforming lots at 50% of their width and area, down to 40-feet in width and 4,000 square feet. The minimum amount has the potential to not include some of the smallest lots in Faribault, but those property owners can still request a variance for their property and it avoids truly undevelopable property that is either too narrow or too small to be developed in a compatible way with the rest of the neighborhood.

Davis believes the changes will help draw in new housing and redevelopment projects. As a baseline, development should not occur if the property does not have access to an existing public street, paved or unpaved, water, and sewer. Putting a minimum amount of land area and lot width for properties catches most platted lots seen across the city and leaves out lots that are truly not large enough for development and would be very

inconsistent with surrounding properties. Overall, the changes will remove or minimize barriers to development and investment in properties while balancing individual property rights with community interests. At the September 2, 2025 Planning Commission public hearing, Commissioners unanimously forwarded this Ordinance to Council, recommending approval. Staff received no public comment and none was presented at the public hearing.

Councilor Ross asked this would change any setbacks, Davis explained that it is not, it is just ensuring that lots are still buildable.

Motion by Ross, seconded by Thiele to approve Ordinance 2025-12 Approve a Zoning Text Amendment to Chapter 3 Nonconformities (First Reading)

Roll Call Vote:
Aye: Councilor Barnes, Doumbouya, Ross, Rowan, van Sluis, Thiele and Mayor Spooner
Nay:

Motion carried 7:0

Resolution 2025-227 Approve Purchase Agreement and Accept Real Estate from Rice County

City Administrator Jessica Kinser explained that the City has worked closely with Rice County on the replatting of Henry M. Rice Square, which creates two main parcels one of which is slated for an economic development project. Part of the discussions on how to contribute to the economic development of the area was through the addition of a City-owned parking lot that would function to serve the future use on the adjacent lot as well as other parking needs in the immediate area of 1st Avenue, like the Police Station. The resolution from Rice County authorizes the transfer of land to the City for a parking lot. Resolution 2025-227 formalizes the purchase agreement with Rice County and accepts the property. Ownership will not be immediate as the plat has to be recorded, and a new parcel number assigned in order for the formal transfer to occur.

The parking lot construction will be a 2026 project and will not increase budgeted expenditures. The City has a 2025 budget for the construction of a parking lot when 505 Central Avenue is removed. Instead, grass will be planted, and a green space will be started to avoid an expense which could change depending on the use of the area. A budget amendment to remove the 2025 project from the 2025 Street Improvement budget will come forward in the near future, and the 2026 Street Improvement budget will include the parking lot project for the corner of 4th Street and 1st Avenue.

The closing date is dependent upon when the plat can be recorded, so that remains blank. The use of the property has been restricted to a parking lot or future economic development. The County is still working on the updated abstract that is requested as part of this as well.

Motion by Thiele, seconded by van Sluis to approve Resolution 2025-227 Approve

Purchase Agreement and Accept Real Estate from Rice County and carried unanimously.

Resolution 2025-215 Approve Agreement for Legal Services with Kennedy & Graven
City Administrator Jessica Kinser explained that the City has retained Kennedy & Graven for legal services for a number of years. The current three-year agreement is ending as of December 31, 2025, and Scott Riggs has presented another three-year agreement for the Council to consider. For 2026, rates are increasing by 4.8 percent; 3.4 percent for 2027; and 6 percent for 2028 (general municipal billing). Rates are on a schedule based on the type of work to be done, with lower rates for law clerks and paralegals.

Motion by Rowan, seconded by van Sluis to approve Resolution 2025-215 Approve Agreement for Legal Services with Kennedy & Graven and carried unanimously.

Resolution 2025-218 Approve Agreement for Prosecution and Legal Services with Eckberg Lammers
Police Chief John Sherwin explained that Eckberg Lammers has provided prosecutorial services to the City since being designated as chief prosecutor by the City Council in 2014. The City's contract with Eckberg Lammers for prosecution and legal services, including training and consultation related to criminal matters, is set to expire at the end of 2025. Sherwin requested that the City enter into a 3-year contract with Eckberg Lammers.

In addition to criminal matters, the contract also includes consultation and representation for Extreme Risk Protection Order (ERPO) services, a civil process under Minnesota law. The drafting of documents related to ERPO proceedings is a 24/7 possibility, and Eckberg Lammers provides around-the-clock availability to the Police Department through this contract. The yearly retainer rate for 2026 is $171,740.64.

Motion by Ross, seconded by Doumbouya to approve Resolution 2025-218 Approve Agreement for Prosecution and Legal Services with Eckberg Lammers and carried unanimously.

Bids – None

Boards and Commissions Reports, Announcements and Project Updates
Councilor Ross informed the Council that a Cheers to 55 years celebration will be held at Buckham West Senior Center on September 12, they will be burning their mortgage as it has been paid off. Councilor Barnes mentioned that Light of Hope will be on September 13, the Taste of Faribault will be on September 18 and a 9/11 Memorial will be at 7:46 am at the Fire Station. Mayor Spooner stated that Fall Fest will be on October 4, there will once again be a chili contest. City Administrator Jessica Kinser stated that the September Council Chat will be at River Bend Nature Center at 5:00 pm, and there will be a Special City Council meeting before the City Council Work Session next week.

Adjournment
Motion by Doumbouya, seconded by Ross to adjourn the City Council meeting and

carried unanimously.

The meeting was adjourned at 6:26 pm.

Respectfully Submitted,

_____
Heather Slechta
City Clerk

CITY COUNCIL MINUTES

COUNCIL CHAMBERS TUESDAY, SEPTEMBER 16, 2025 6:00 PM

Call to Order/Roll Call

The City Council meeting was called to order by Mayor Tom Spooner at 6:00 pm. Councilors in attendance included Mandy Barnes, Adama Doumbouya, Royal Ross, John Rowan and Peter van Sluis and Chuck Thiele. Also in attendance were City Administrator Jessica Kinser, City Clerk Heather Slechta, Community and Economic Development Director David Wanberg, Library Services Director Delane James, Public Works Director Travis Block, Parks and Recreation Director Rochelle Anderholm-Parsch, Finance Director Kindra Papenfus and Police Chief John Sherwin.

Approve Agenda

Motion by Ross, seconded by Doumbouya to approve the agenda as presented and carried unanimously.

Items for Discussion

Ordinance 2025-13 Granting to Northern States Power Company, A Minnesota Corporation, Its Successors and Assigns, Permission to Construct, Operate, Repair, and Maintain IN the City of Faribault, Minnesota, an Electric Distribution System and Transmission Lines, Including Necessary Poles, Lines, Fixtures, and Appurtenances, for the Furnishing of Electric Energy to the City, Its Inhabitants, and Others, and to Use the Public Grounds and Public Ways of the City for Such Purposes (First Reading) and Ordinance 2025-14 Granting to Northern States Power Company, A Minnesota Corporation, Its Successors and Assigns, Permission to Erect a Gas Distribution System for the Purposes of Constructing, Operating, Repairing and Maintaining in the City of Faribault, Minnesota, the Necessary Gas Pipes, Mains and Appurtenances for the Transmission or Distribution of Gas to the City and Its Inhabitants and Others and Transmitting Gas Into and Through the City and To Use the Public Grounds and Public Ways of the City For Such Purposes (First Reading)

City Administrator Jessica Kinser explained that a franchise agreement allows Xcel Energy to operate an electrical distribution and transmission system within the City of Faribault. The franchise was last adopted in November 2004, for a period of 20 years. While this is expired, there is essentially a one-year period for the City to renew the franchise with Xcel. The existing franchise ordinance is in Appendix A — Franchises, Article 2, of the Code of Ordinances.

The City of Faribault also granted a franchise to Xcel Energy for operating a natural gas distribution and transmission system in the City. This franchise was last approved on November 9, 2004, for a period of 20 years. The City has until September 30th to renew this franchise. This ordinance extends this for another 20-year period.

The ordinances do not change the amount of the franchise fee but provides for the collection and remittance of a franchise fee on electric services and gas services of Xcel customers.

Motion by Rowan, seconded by Barnes to approve Ordinance 2025-13 Granting to Northern States Power Company, A Minnesota Corporation, Its Successors and Assigns, Permission to Construct, Operate, Repair, and Maintain IN the City of Faribault, Minnesota, an Electric Distribution System and Transmission Lines, Including Necessary Poles, Lines, Fixtures, and Appurtenances, for the Furnishing of Electric Energy to the City, Its Inhabitants, and Others, and to Use the Public Grounds and Public Ways of the City for Such Purposes (First Reading)

Roll Call:
Aye: Councilor Barnes, Doumbouya, Ross, Rowan, van Sluis, Thiele and Mayor Spooner
Nay:

Motion carried 7:0

Motion by van Sluis, seconded by Thiele to approve Ordinance 2025-14 Granting to Northern States Power Company, A Minnesota Corporation, Its Successors and Assigns, Permission to Erect a Gas Distribution System for the Purposes of Constructing, Operating, Repairing and Maintaining in the City of Faribault, Minnesota, the Necessary Gas Pipes, Mains and Appurtenances for the Transmission or Distribution of Gas to the City and Its Inhabitants and Others and Transmitting Gas Into and Through the City and To Use the Public Grounds and Public Ways of the City For Such Purposes (First Reading)

Roll Call:
Aye: Councilor Barnes, Doumbouya, Ross, Rowan, van Sluis, Thiele and Mayor Spooner
Nay:

Motion carried 7:0

Resolution 2025-231 Approve Real Estate Listing Agreement for the East View Drive Property with MDC Real Estate

City Administrator Jessica Kinser explained that the City previously had an agreement with MDC Real Estate to represent the City's property on East View Drive south of the new law enforcement center. This listing expired on October 31, 2024, but had provisions for payment to John Jasinski should there be a sale within 180 days of the end of the agreement. A person interested in the property more than a year ago has reached out to both Mr. Jasinksi and Dave Wanberg to explore what properties are available for his business, meaning he is looking at more properties than our own. Mr. Jasinski reached out, and Kinser stated that she informed him that the City could extend representation to the end of the calendar year, with the City's Economic Development Coordinator to take this over in 2026.

Motion by Thiele, seconded by Barnes to approve Resolution 2025-231 Approve Real Estate Listing Agreement for the East View Drive Property with MDC Real Estate and carried unanimously.

Resolution 2025-232 Authorize the Commissioner of Revenue for the State of Minnesota to Collect Lodging Tax on Behalf of the City of Faribault and Ordinance 2025-15 Repeal and Replace Chapter 14, Article V of the Code of Ordinances Regarding the Lodging Tax (First Reading)

City Administrator Jessica Kinser explained that at a special work session on September 9th, staff outlined the process necessary for the Minnesota Department of Revenue to collect the lodging tax on behalf of the City. The State requires 90 days' notice, and we would like to start this January 1, 2026. Therefore, an ordinance has been prepared, and a first reading is being held at this

special meeting, with a second reading intended for September 23rd to identify the Commissioner of Revenue as the collector of the lodging tax on behalf of the City.

Kinser also explained that currently, the lodging tax is sent to the City by local hotel/room rental establishments. It is tracked by the Finance Department and remitted as received to the Faribault Area Chamber of Commerce per the agreement for tourism services. 2025 has been a difficult year with multiple entities not paying timely, some for months at a time. This results in partial payments and additional work by the City Clerk to attempt to collect and by Finance to track payments and process additional payments to the Chamber. While there is a fee from the Department of Revenue, the information and payment will be provided in a way that eliminates any City staff time to obtain payments and minimizes Finance staff time in determining what has been received from whom and when to remit.

Kinser stated that the City's current lodging tax ordinance allows for the Minnesota Department of Revenue to collect lodging tax on behalf of the City. While an ordinance change is still needed and proposed to make this happen, legal counsel has advised adopting this resolution as well.

Councilor Thiele requested that staff get the short-term rental ordinance written so that lodging tax can be collected on those entities.

Motion by Ross, seconded by Doumbouya to approve Resolution 2025-232 Authorize the Commissioner of Revenue for the State of Minnesota to Collect Lodging Tax on Behalf of the City of Faribault and carried unanimously.

Motion by van Sluis, seconded by Barnes to approve Ordinance 2025-15 Repeal and Replace Chapter 14, Article V of the Code of Ordinances Regarding the Lodging Tax (First Reading)

Roll Call:
Aye: Councilor Barnes, Doumbouya, Ross, Rowan, van Sluis, Thiele and Mayor Spooner
Nay:

Motion carried 7:0

Adjournment
Motion by Doumbouya, seconded by van Sluis to adjourn the Special City Council meeting and carried unanimously.

The meeting was adjourned at 6:13 pm.

Respectfully Submitted,

_____
Heather Slechta
City Clerk

Request for Council Action

TO:	Mayor and City Council
THROUGH:	Jessica Kinser, City Administrator
FROM:	Kindra Papenfus, Finance Director
MEETING DATE:	September 23, 2025
SUBJECT:	List of Claims for Release

Background:
The current list of open claims totaling $1,099,298.86 for 353 invoices is attached, including details of the department, funding source and amount for each vendor and invoice.

Recommendation:
Approve payment of the September 23, 2025 claims

Attachments:
1. Claims List 9-23-2025

City of Faribault

CLAIMS LIST REPORT

Detail Invoice List

CHECK RUN: 092425FF 09/24/2025
DUE DATE: 09/24/2025

CASH ACCOUNT: Treasury 10100 Cash

VENDOR		REMIT	PO	TYPE	DUE DATE	INVOICE	AMOUNT	VOUCHER	CHECK
10676	2U Entertainment LLC	0000		INV	06/13/2025	0000349 reissued			
	ACCOUNT DETAIL					**LINE AMOUNT**			
	1 Youth 43090		Youth	ProfSrvc		695.00			
							695.00		
						CHECK TOTAL	**695.00**		
10131	5 Star Inspections In	0000		EFT	10/03/2025	472			
	ACCOUNT DETAIL					**LINE AMOUNT**			
	1 CodeInsp 43090		Code/Insp	ProfSrvc		6,823.95			
							6,823.95		
						CHECK TOTAL	**6,823.95**		
10678	Abdo LLP	0000		EFT	09/30/2025	511322			
	ACCOUNT DETAIL					**LINE AMOUNT**			
	2 SwrRecl 43090		SewerReclm	ProfSrvc		2,295.00			
	3 Water 43090		Water	ProfSrvc		2,295.00			
							4,590.00		
10678	Abdo LLP	0000		EFT	09/30/2025	511437			
	ACCOUNT DETAIL					**LINE AMOUNT**			
	1 Fin 43010		Finance	AuditSrvc		151,800.00			
							151,800.00		
						CHECK TOTAL	**156,390.00**		
10045	ABR Sand & Gravel LLC	0000		INV	09/29/2025	2025067			
	ACCOUNT DETAIL					**LINE AMOUNT**			
	1 Water 42240		Water	StMaintMat		1,618.06			
	2 SwrColl 42240		Sewer Coll	StMaintMat		1,618.05			
							3,236.11		
						CHECK TOTAL	**3,236.11**		
10681	Amazon Capital Servic	0000		EFT	09/17/2025	193W-HW7J-HKGC			
	ACCOUNT DETAIL					**LINE AMOUNT**			
	1 CodeInsp 42010		Code/Insp	Supplies		29.00			
							29.00		
10681	Amazon Capital Servic	0000		EFT	09/25/2025	16FC-NGRX-311R			
	ACCOUNT DETAIL					**LINE AMOUNT**			
	1 Fire 42010		Fire	Supplies		101.51			
							101.51		

CLAIMS LIST REPORT
Detail Invoice List

CHECK RUN: 092425FF 09/24/2025
DUE DATE: 09/24/2025

CASH ACCOUNT: Treasury 10100 Cash

VENDOR		REMIT	PO	TYPE	DUE DATE	INVOICE	AMOUNT	VOUCHER	CHECK
10681	Amazon Capital Servic	0000		EFT	09/26/2025	1XH4-R4MC-4M1F			
	ACCOUNT DETAIL					LINE AMOUNT			
	1 Fire 42010		Fire	Supplies		141.07			
							141.07		
10681	Amazon Capital Servic	0000		EFT	09/28/2025	137W-143F-JXWN			
	ACCOUNT DETAIL					LINE AMOUNT			
	1 Fire 42010		Fire	Supplies		155.00			
							155.00		
10681	Amazon Capital Servic	0000		EFT	09/29/2025	1CTF-7FKK-W3CC			
	ACCOUNT DETAIL					LINE AMOUNT			
	1 Library 42010		Library	Supplies		35.01			
							35.01		
10681	Amazon Capital Servic	0000		EFT	09/30/2025	1JHN-JDGQ-4KKQ			
	ACCOUNT DETAIL					LINE AMOUNT			
	1 Library 42190		Library	Books		69.61			
							69.61		
10681	Amazon Capital Servic	0000		EFT	09/30/2025	139F-VT69-4WCQ			
	ACCOUNT DETAIL					LINE AMOUNT			
	1 Fire 42010		Fire	Supplies		42.80			
							42.80		
10681	Amazon Capital Servic	0000		EFT	10/02/2025	1QLF-MJY3-F3HN			
	ACCOUNT DETAIL					LINE AMOUNT			
	1 Youth 43090		Youth	ProfSrvc		17.05			
	2 IndoorPl 42160		IndoorPool	Chem&Prod		46.12			
	3 CC Admin 42010		CC Admin	Supplies		89.97			
							153.14		
10681	Amazon Capital Servic	0000		EFT	10/02/2025	19CP-VDQR-GYF3			
	ACCOUNT DETAIL					LINE AMOUNT			
	1 SwrRecl 42160		SewerReclm	Chem&Prod		50.39			
							50.39		
10681	Amazon Capital Servic	0000		EFT	10/05/2025	16C4-NYG4-6VVH			
	ACCOUNT DETAIL					LINE AMOUNT			
	1 Fire 42010		Fire	Supplies		38.93			
							38.93		
10681	Amazon Capital Servic	0000		EFT	10/05/2025	1767-K394-7MCH			
	ACCOUNT DETAIL					LINE AMOUNT			
	1 Fire 42010		Fire	Supplies		105.35			
							105.35		

CLAIMS LIST REPORT
Detail Invoice List

CHECK RUN: 092425FF 09/24/2025
DUE DATE: 09/24/2025

CASH ACCOUNT: Treasury 10100 Cash

VENDOR		REMIT	PO	TYPE	DUE DATE	INVOICE	AMOUNT	VOUCHER	CHECK
10681	Amazon Capital Servic	0000		EFT	10/06/2025	1FV1-DKDV-LQ99			
	ACCOUNT DETAIL					**LINE AMOUNT**			
	1 Library 42010		Library	Supplies		31.98			
							31.98		
10681	Amazon Capital Servic	0000		EFT	10/06/2025	1F4G-9C4X-LRLG			
	ACCOUNT DETAIL					**LINE AMOUNT**			
	1 Library 42190		Library	Books		30.00			
							30.00		
10681	Amazon Capital Servic	0000		EFT	10/09/2025	14T3-9RLX-HJ6K			
	ACCOUNT DETAIL					**LINE AMOUNT**			
	1 Library 42010		Library	Supplies		22.38			
							22.38		
10681	Amazon Capital Servic	0000		EFT	10/09/2025	1RYK-CQCX-R4DY			
	ACCOUNT DETAIL					**LINE AMOUNT**			
	1 Library 42190		Library	Books		28.70			
							28.70		
10681	Amazon Capital Servic	0000		EFT	10/10/2025	16D4-9RRP-YPVK			
	ACCOUNT DETAIL					**LINE AMOUNT**			
	1 Parks 42010		P&Tmaint	Supplies		349.06			
	2 StrMaint 42010		StrMaint	Supplies		349.06			
							698.12		
10681	Amazon Capital Servic	0000		EFT	10/10/2025	1CJ1-6HTJ-XY61			
	ACCOUNT DETAIL					**LINE AMOUNT**			
	1 Adult 42010		Adult	Supplies		116.85			
							116.85		
10681	Amazon Capital Servic	0000		EFT	10/10/2025	1RXM-CLY4-6HTH			
	ACCOUNT DETAIL					**LINE AMOUNT**			
	1 Library 42190		Library	Books		241.34			
							241.34		
10681	Amazon Capital Servic	0000		EFT	10/11/2025	17W3-1P6D-3TYY			
	ACCOUNT DETAIL					**LINE AMOUNT**			
	1 Fire 42010		Fire	Supplies		34.96			
							34.96		
10681	Amazon Capital Servic	0000		EFT	10/11/2025	1PGG-K44Y-4997			
	ACCOUNT DETAIL					**LINE AMOUNT**			
	1 Fire 42210		Fire	VehEqParts		33.99			
							33.99		

CLAIMS LIST REPORT
Detail Invoice List

CHECK RUN: 092425FF 09/24/2025
DUE DATE: 09/24/2025

CASH ACCOUNT: Treasury 10100 Cash

VENDOR		REMIT	PO	TYPE	DUE DATE	INVOICE	AMOUNT	VOUCHER	CHECK
10681	Amazon Capital Servic	0000		EFT	10/11/2025	1HFK-6F1T-6NK6			
	ACCOUNT DETAIL					LINE AMOUNT			
	1 Library 42190		Library	Books		25.17			
							25.17		
10681	Amazon Capital Servic	0000		EFT	10/11/2025	11JH-J3YD-9D1R			
	ACCOUNT DETAIL					LINE AMOUNT			
	1 Library 42010		Library	Supplies		30.98			
							30.98		
10681	Amazon Capital Servic	0000		EFT	10/12/2025	14QY-T7WN-74YX			
	ACCOUNT DETAIL					LINE AMOUNT			
	1 Police 42410		Police	MinorEquip		31.82			
							31.82		
10681	Amazon Capital Servic	0000		EFT	10/12/2025	1MK3-QJMD-9DK7			
	ACCOUNT DETAIL					LINE AMOUNT			
	1 Library 42190		Library	Books		39.38			
							39.38		
10681	Amazon Capital Servic	0000		EFT	10/12/2025	1WFH-4RK4-9RV6			
	ACCOUNT DETAIL					LINE AMOUNT			
	1 Library 42010		Library	Supplies		11.12			
							11.12		
10681	Amazon Capital Servic	0000		EFT	10/13/2025	17D3-LXPG-JPXY			
	ACCOUNT DETAIL					LINE AMOUNT			
	1 Fire 42010		Fire	Supplies		120.04			
							120.04		
10681	Amazon Capital Servic	0000		EFT	10/13/2025	1VWH-X6RY-KFVG			
	ACCOUNT DETAIL					LINE AMOUNT			
	1 Fire 42010		Fire	Supplies		32.63			
							32.63		
10681	Amazon Capital Servic	0000		EFT	10/16/2025	1TCR-VN9P-4VTX			
	ACCOUNT DETAIL					LINE AMOUNT			
	1 Planning 42010		P & Z	Supplies		48.14			
							48.14		
						CHECK TOTAL	2,499.41		
10324	Ancom Technical Cente	0000		INV	10/03/2025	129641			
	ACCOUNT DETAIL					LINE AMOUNT			
	1 Fire 42010		Fire	Supplies		408.30			
							408.30		

CLAIMS LIST REPORT
Detail Invoice List

CHECK RUN: 092425FF 09/24/2025
DUE DATE: 09/24/2025

CASH ACCOUNT: Treasury 10100 Cash

VENDOR		REMIT	PO	TYPE	DUE DATE	INVOICE	AMOUNT	VOUCHER	CHECK
						CHECK TOTAL	408.30		
10245	APG Media of Southern	0001		EFT	09/27/2025	1063873			
	ACCOUNT DETAIL					LINE AMOUNT			
	1 Planning 43510		P & Z	LegalPubng		48.13			
							48.13		
10245	APG Media of Southern	0001		EFT	09/27/2025	1063874			
	ACCOUNT DETAIL					LINE AMOUNT			
	1 Planning 43510		P & Z	LegalPubng		41.25			
							41.25		
10245	APG Media of Southern	0001		EFT	09/27/2025	1063875			
	ACCOUNT DETAIL					LINE AMOUNT			
	1 Planning 43510		P & Z	LegalPubng		41.25			
							41.25		
10245	APG Media of Southern	0001		EFT	09/27/2025	1063876			
	ACCOUNT DETAIL					LINE AMOUNT			
	1 CEDAdmin 43510		CED Admin	LegalPubng		41.25			
							41.25		
10245	APG Media of Southern	0001		EFT	10/04/2025	1064715			
	ACCOUNT DETAIL					LINE AMOUNT			
	1 Planning 43510		P & Z	LegalPubng		75.63			
							75.63		
10245	APG Media of Southern	0001		EFT	10/06/2025	1064846			
	ACCOUNT DETAIL					LINE AMOUNT			
	1 Council 43510		Council	LegalPubng		178.75			
							178.75		
10245	APG Media of Southern	0001		EFT	10/02/2025	1064534			
	ACCOUNT DETAIL					LINE AMOUNT			
	1 Planning 43510		P & Z	LegalPubng		41.25			
							41.25		
10245	APG Media of Southern	0001		EFT	10/13/2025	1065669			
	ACCOUNT DETAIL					LINE AMOUNT			
	1 Council 43510		Council	LegalPubng		110.00			
							110.00		
10245	APG Media of Southern	0001		EFT	10/13/2025	1065670			
	ACCOUNT DETAIL					LINE AMOUNT			
	1 Council 43510		Council	LegalPubng		75.63			
							75.63		

CLAIMS LIST REPORT
Detail Invoice List

CHECK RUN: 092425FF 09/24/2025
DUE DATE: 09/24/2025

CASH ACCOUNT: Treasury 10100 Cash

VENDOR		REMIT	PO	TYPE	DUE DATE	INVOICE	AMOUNT	VOUCHER	CHECK
						CHECK TOTAL	**653.14**		
10278	Arrow Electric LLC	0000	45	EFT	10/05/2025	3378			
	ACCOUNT DETAIL					**LINE AMOUNT**			
	1 SwrRecl 45400		SewerReclm	Mach&Equip		4,304.75			
							4,304.75		
10278	Arrow Electric LLC	0000		EFT	10/05/2025	3381			
	ACCOUNT DETAIL					**LINE AMOUNT**			
	1 Water 45200		Water	BldgImprov		4,886.66			
							4,886.66		
10278	Arrow Electric LLC	0000		EFT	10/14/2025	3387			
	ACCOUNT DETAIL					**LINE AMOUNT**			
	1 PWAdmin 44040		PW Admin	MachEqRpr		99.48			
							99.48		
						CHECK TOTAL	**9,290.89**		
10315	Aspen Mills	0000		INV	10/03/2025	360479			
	ACCOUNT DETAIL					**LINE AMOUNT**			
	1 Police 42180		Police	Uniforms		126.90			
							126.90		
10315	Aspen Mills	0000		INV	10/03/2025	360480			
	ACCOUNT DETAIL					**LINE AMOUNT**			
	1 Police 42180		Police	Uniforms		282.98			
							282.98		
10315	Aspen Mills	0000		INV	10/09/2025	360893			
	ACCOUNT DETAIL					**LINE AMOUNT**			
	1 Police 42180		Police	Uniforms		189.85			
							189.85		
10315	Aspen Mills	0000		INV	10/09/2025	360892			
	ACCOUNT DETAIL					**LINE AMOUNT**			
	1 Police 42180		Police	Uniforms		311.75			
							311.75		
						CHECK TOTAL	**911.48**		
10316	Auto Value Parts Stor	0000		EFT	10/02/2025	48221663			
	ACCOUNT DETAIL					**LINE AMOUNT**			
	1 Parks 42210		P&Tmaint	VehEqParts		23.98			
							23.98		

CLAIMS LIST REPORT
Detail Invoice List

CHECK RUN: 092425FF 09/24/2025
DUE DATE: 09/24/2025

CASH ACCOUNT: Treasury 10100 Cash

VENDOR		REMIT	PO	TYPE	DUE DATE	INVOICE	AMOUNT	VOUCHER	CHECK
10316	Auto Value Parts Stor	0000		EFT	09/26/2025	48221540			
	ACCOUNT DETAIL					**LINE AMOUNT**			
	1 SwrColl 42210		Sewer Coll	VehEqParts		100.99			
							100.99		
10316	Auto Value Parts Stor	0000		EFT	10/02/2025	48221649			
	ACCOUNT DETAIL					**LINE AMOUNT**			
	1 Fire 42010		Fire	Supplies		27.99			
							27.99		
10316	Auto Value Parts Stor	0000		EFT	10/03/2025	48221707			
	ACCOUNT DETAIL					**LINE AMOUNT**			
	1 Police 42210		Police	VehEqParts		4.44			
							4.44		
10316	Auto Value Parts Stor	0000		EFT	09/10/2025	48221097			
	ACCOUNT DETAIL					**LINE AMOUNT**			
	1 Storm 42210		Storm Wtr	VehEqParts		8.36			
	2 StrMaint 42210		StrMaint	VehEqParts		565.10			
	3 SwrColl 42210		Sewer Coll	VehEqParts		58.81			
	4 Water 42230		Water	Bldg Supp		58.81			
							691.08		
10316	Auto Value Parts Stor	0000		EFT	10/08/2025	48221820			
	ACCOUNT DETAIL					**LINE AMOUNT**			
	1 Fire 42210		Fire	VehEqParts		33.32			
							33.32		
10316	Auto Value Parts Stor	0000		EFT	10/09/2025	48221868			
	ACCOUNT DETAIL					**LINE AMOUNT**			
	1 Fire 42210		Fire	VehEqParts		83.97			
							83.97		
10316	Auto Value Parts Stor	0000		EFT	10/09/2025	48221851			
	ACCOUNT DETAIL					**LINE AMOUNT**			
	1 Fire 42120		Fire	Motor Fuel		39.99			
							39.99		
						CHECK TOTAL	**1,005.76**		
10332	Baker & Taylor Entert	0000		INV	09/26/2025	2039257533			
	ACCOUNT DETAIL					**LINE AMOUNT**			
	1 Library 42190		Library	Books		15.27			
							15.27		

CLAIMS LIST REPORT
Detail Invoice List

CHECK RUN: 092425FF 09/24/2025
DUE DATE: 09/24/2025

CASH ACCOUNT: Treasury 10100 Cash

VENDOR		REMIT	PO	TYPE	DUE DATE	INVOICE	AMOUNT	VOUCHER	CHECK
10332	Baker & Taylor Entert	0000		INV	09/26/2025	2039257534			
	ACCOUNT DETAIL					**LINE AMOUNT**			
	1 Library 42190		Library	Books		83.50			
							83.50		
10332	Baker & Taylor Entert	0000		INV	09/26/2025	2039257535			
	ACCOUNT DETAIL					**LINE AMOUNT**			
	1 Library 42190		Library	Books		12.22			
							12.22		
10332	Baker & Taylor Entert	0000		INV	10/02/2025	2039263839			
	ACCOUNT DETAIL					**LINE AMOUNT**			
	1 Library 42190		Library	Books		144.92			
							144.92		
10332	Baker & Taylor Entert	0000		INV	10/02/2025	2039263840			
	ACCOUNT DETAIL					**LINE AMOUNT**			
	1 Library 42190		Library	Books		11.60			
							11.60		
10332	Baker & Taylor Entert	0000		INV	10/03/2025	2039265305			
	ACCOUNT DETAIL					**LINE AMOUNT**			
	1 Library 42190		Library	Books		173.59			
							173.59		
10332	Baker & Taylor Entert	0000		INV	09/26/2025	2039255755			
	ACCOUNT DETAIL					**LINE AMOUNT**			
	1 Library 42190		Library	Books		454.61			
							454.61		
						CHECK TOTAL	**895.71**		
11135	Barr Engineering Co	0000	51	EFT	10/12/2025	23661050.00 - 8			
	ACCOUNT DETAIL					**LINE AMOUNT**			
	1 Storm 45300		Storm Wtr	Impr Other		3,145.50			
							3,145.50		
						CHECK TOTAL	**3,145.50**		
10342	Ryan Bauer	0000		INV	10/03/2025	5794			
	ACCOUNT DETAIL					**LINE AMOUNT**			
	1 Parks 44010		P&Tmaint	Bldg Maint		4,878.00			
							4,878.00		

CLAIMS LIST REPORT
Detail Invoice List

CHECK RUN: 092425FF 09/24/2025
DUE DATE: 09/24/2025

CASH ACCOUNT: Treasury 10100 Cash

VENDOR		REMIT	PO	TYPE	DUE DATE	INVOICE	AMOUNT	VOUCHER	CHECK
10342	Ryan Bauer	0000		INV	10/03/2025	5795			
	ACCOUNT DETAIL					**LINE AMOUNT**			
	1 CC Fac 44010		CC Fac	Bldg Maint		1,176.72			
							1,176.72		
						CHECK TOTAL	**6,054.72**		
10335	BCM Construction Inc	0000	72	EFT	10/04/2025	Pay App 4			
	ACCOUNT DETAIL					**LINE AMOUNT**			
	1 StrImp 45300		Street Imp	Impr Other		409,283.94			
							409,283.94		
						CHECK TOTAL	**409,283.94**		
10041	Bergan KDV	0000		EFT	10/12/2025	1267044			
	ACCOUNT DETAIL					**LINE AMOUNT**			
	1 Fin 43010		Finance	AuditSrvc		9,050.00			
							9,050.00		
						CHECK TOTAL	**9,050.00**		
10339	Border States Industr	0000		EFT	10/04/2025	931060271			
	ACCOUNT DETAIL					**LINE AMOUNT**			
	1 Airport 42010		Airport	Supplies		35.94			
							35.94		
10339	Border States Industr	0000		EFT	10/10/2025	931093038			
	ACCOUNT DETAIL					**LINE AMOUNT**			
	1 Fire Fac 42230		Fire Fac	Bldg Supp		50.08			
							50.08		
						CHECK TOTAL	**86.02**		
10340	Braun Intertec Corpor	0000	94	INV	08/07/2025	B434183			
	ACCOUNT DETAIL					**LINE AMOUNT**			
	1 Prklnd 45300		Prk Dedica	Impr Other		4,000.00			
							4,000.00		
						CHECK TOTAL	**4,000.00**		
10701	Burbank Jeffrey	0000		EFT	09/10/2025	081125 Burbank			
	ACCOUNT DETAIL					**LINE AMOUNT**			
	1 Police 43310		Police	Travel Exp		95.00			
							95.00		

CLAIMS LIST REPORT
Detail Invoice List

CHECK RUN: 092425FF 09/24/2025
DUE DATE: 09/24/2025

CASH ACCOUNT: Treasury 10100 Cash

VENDOR		REMIT	PO	TYPE	DUE DATE	INVOICE	AMOUNT	VOUCHER	CHECK
						CHECK TOTAL	**95.00**		
10097	Canon Financial Servi	0000		INV	09/11/2025	41619054			
	ACCOUNT DETAIL					**LINE AMOUNT**			
	1 Planning 44160		P & Z	Rents		112.21			
	2 CEDAdmin44160		CED Admin	Rents		112.20			
							224.41		
10097	Canon Financial Servi	0000		INV	10/11/2025	41784287			
	ACCOUNT DETAIL					**LINE AMOUNT**			
	1 CEDAdmin44160		CED Admin	Rents		112.21			
	2 Planning 44160		P & Z	Rents		112.20			
							224.41		
10097	Canon Financial Servi	0000		INV	10/11/2025	41784289			
	ACCOUNT DETAIL					**LINE AMOUNT**			
	1 Police 44160		Police	Rents		306.40			
							306.40		
10097	Canon Financial Servi	0000		INV	10/11/2025	41784290			
	ACCOUNT DETAIL					**LINE AMOUNT**			
	1 Fire 44160		Fire	Rents		105.91			
							105.91		
10097	Canon Financial Servi	0000		INV	10/11/2025	41784286			
	ACCOUNT DETAIL					**LINE AMOUNT**			
	1 CH Fac 44160		CH Maint	Rents		224.41			
							224.41		
10097	Canon Financial Servi	0000		INV	10/11/2025	41814902			
	ACCOUNT DETAIL					**LINE AMOUNT**			
	1 CodeInsp 44160		Code/Insp	Rents		167.08			
							167.08		
						CHECK TOTAL	**1,252.62**		
10352	Cedar Lake Electric I	0000		INV	10/04/2025	2025-01048 Cedar Lak			
	ACCOUNT DETAIL					**LINE AMOUNT**			
	1 CodeInsp 32220		Code/Insp	ElecPrmt		87.00			
	2 101 20820		General	SurchrgPay		2.90			
	3 CodeInsp 34220		Code/Insp	PlmbVerFee		1.00			
							90.90		
						CHECK TOTAL	**90.90**		

CLAIMS LIST REPORT
Detail Invoice List

CHECK RUN: 092425FF 09/24/2025
DUE DATE: 09/24/2025

CASH ACCOUNT: Treasury 10100 Cash

VENDOR		REMIT	PO	TYPE	DUE DATE	INVOICE	AMOUNT	VOUCHER	CHECK
10260	Cengage Learning Inc	0000		CRM	08/06/2025	99100771595 - CR			
	ACCOUNT DETAIL					**LINE AMOUNT**			
	1 Library 42190		Library	Books		-15.39			
							-15.39		
10260	Cengage Learning Inc	0000		INV	10/05/2025	999101197743			
	ACCOUNT DETAIL					**LINE AMOUNT**			
	1 Library 42190		Library	Books		46.72			
							46.72		
						CHECK TOTAL	**31.33**		
10260	Cengage Group	0001		INV	09/28/2025	999101031578			
	ACCOUNT DETAIL					**LINE AMOUNT**			
	1 Library 42190		Library	Books		40.98			
							40.98		
10260	Cengage Group	0001		INV	09/28/2025	999101031580			
	ACCOUNT DETAIL					**LINE AMOUNT**			
	1 Library 42190		Library	Books		15.94			
							15.94		
						CHECK TOTAL	**56.92**		
10710	Central Technology In	0000		INV	09/13/2025	2151			
	ACCOUNT DETAIL					**LINE AMOUNT**			
	1 Library 44040		Library	MachEqRpr		1,235.03			
							1,235.03		
						CHECK TOTAL	**1,235.03**		
10353	Chadderdon Lumber	0000		INV	10/03/2025	217148			
	ACCOUNT DETAIL					**LINE AMOUNT**			
	1 StrMaint 42210		StrMaint	VehEqParts		56.00			
							56.00		
						CHECK TOTAL	**56.00**		
10354	Cintas Corporation	0002		EFT	10/04/2025	4242312191			
	ACCOUNT DETAIL					**LINE AMOUNT**			
	1 CC Fac 44060		CC Fac	Lndry Srvc		8.22			
							8.22		

CLAIMS LIST REPORT
Detail Invoice List

CHECK RUN: 092425FF 09/24/2025
DUE DATE: 09/24/2025

CASH ACCOUNT: Treasury 10100 Cash

VENDOR		REMIT	PO	TYPE	DUE DATE	INVOICE	AMOUNT	VOUCHER	CHECK
10354	Cintas Corporation	0002		EFT	10/05/2025	4242485906			
	ACCOUNT DETAIL					**LINE AMOUNT**			
	1 EqMaint 44060		EqMaint	Lndry Srvc		9.55			
	2 StrMaint 44060		StrMaint	Lndry Srvc		31.22			
							40.77		
10354	Cintas Corporation	0002		EFT	10/05/2025	4242485815			
	ACCOUNT DETAIL					**LINE AMOUNT**			
	1 EqMaint 44060		EqMaint	Lndry Srvc		24.40			
							24.40		
10354	Cintas Corporation	0002		EFT	10/05/2025	4242485912			
	ACCOUNT DETAIL					**LINE AMOUNT**			
	1 Storm 44060		Storm Wtr	Lndry Srvc		5.45			
	2 SwrColl 44060		Sewer Coll	Lndry Srvc		12.64			
	3 Water 44060		Water	Lndry Srvc		28.56			
							46.65		
10354	Cintas Corporation	0002		EFT	10/05/2025	4242485830			
	ACCOUNT DETAIL					**LINE AMOUNT**			
	1 Parks 44060		P&Tmaint	Lndry Srvc		36.55			
							36.55		
10354	Cintas Corporation	0002		EFT	10/05/2025	4242486035			
	ACCOUNT DETAIL					**LINE AMOUNT**			
	1 SwrRecl 44060		SewerReclm	Lndry Srvc		6.43			
							6.43		
10354	Cintas Corporation	0002		EFT	10/05/2025	4242486136			
	ACCOUNT DETAIL					**LINE AMOUNT**			
	1 SwrRecl 44060		SewerReclm	Lndry Srvc		44.87			
							44.87		
10354	Cintas Corporation	0002		EFT	10/12/2025	4243228084			
	ACCOUNT DETAIL					**LINE AMOUNT**			
	1 EqMaint 44060		EqMaint	Lndry Srvc		9.55			
	2 StrMaint 44060		StrMaint	Lndry Srvc		31.22			
							40.77		
10354	Cintas Corporation	0002		EFT	10/12/2025	4243228114			
	ACCOUNT DETAIL					**LINE AMOUNT**			
	1 EqMaint 44060		EqMaint	Lndry Srvc		24.40			
							24.40		

CLAIMS LIST REPORT
Detail Invoice List

CHECK RUN: 092425FF 09/24/2025
DUE DATE: 09/24/2025

CASH ACCOUNT: Treasury 10100 Cash

VENDOR		REMIT	PO	TYPE	DUE DATE	INVOICE	AMOUNT	VOUCHER	CHECK
10354	Cintas Corporation	0002		EFT	10/12/2025	4243228163			
	ACCOUNT DETAIL					**LINE AMOUNT**			
	1 Storm 44060		Storm Wtr	Lndry Srvc		5.45			
	2 SwrColl 44060		Sewer Coll	Lndry Srvc		12.64			
	3 Water 44060		Water	Lndry Srvc		28.56			
							46.65		
10354	Cintas Corporation	0002		EFT	10/12/2025	4243228370			
	ACCOUNT DETAIL					**LINE AMOUNT**			
	1 SwrRecl 44060		SewerReclm	Lndry Srvc		48.44			
							48.44		
10354	Cintas Corporation	0002		EFT	10/12/2025	4243228428			
	ACCOUNT DETAIL					**LINE AMOUNT**			
	1 SwrRecl 44060		SewerReclm	Lndry Srvc		44.87			
							44.87		
						CHECK TOTAL	**413.02**		
10355	City & Lakes Disposal	0000		INV	09/30/2025	58X00014			
	ACCOUNT DETAIL					**LINE AMOUNT**			
	1 CodeInsp 44370		Code/Insp	Misc Chrgs		351.00			
							351.00		
						CHECK TOTAL	**351.00**		
10713	City of Faribault	0000		INV	10/10/2025	09102025			
	ACCOUNT DETAIL					**LINE AMOUNT**			
	1 Airport 43820		Airport	Water Util		18.91			
	2 Airport 43850		Airport	Sewer Util		15.87			
	3 Airport 43860		Airport	StrmWtrUtl		402.19			
	4 CityRent 43820		CityRent	Water Util		30.80			
	5 CityRent 43850		CityRent	Sewer Util		39.36			
	6 CityRent 43860		CityRent	StrmWtrUtl		10.44			
	7 Soccer 43820		SoccerComp	Water Util		29.99			
	8 Soccer 43850		SoccerComp	Sewer Util		16.56			
	9 Soccer 43860		SoccerComp	StrmWtrUtl		54.06			
	10 SwrRecl 43820		SewerReclm	Water Util		4,878.79			
	11 SwrRecl 43860		SewerReclm	StrmWtrUtl		331.60			
	12 Water 43850		Water	Sewer Util		137.85			
	13 Soccer 43850		SoccerComp	Sewer Util		2,106.09			
							8,072.51		

CLAIMS LIST REPORT
Detail Invoice List

CHECK RUN: 092425FF 09/24/2025
DUE DATE: 09/24/2025

CASH ACCOUNT: Treasury 10100 Cash

VENDOR		REMIT	PO	TYPE	DUE DATE	INVOICE	AMOUNT	VOUCHER	CHECK
						CHECK TOTAL	**8,072.51**		
10713	City of Faribault	0000		INV	10/10/2025	091025 admin			
	ACCOUNT DETAIL					**LINE AMOUNT**			
	1 Roberds 43090		Roberds Lk	ProfSrvc		594.00			
							594.00		
						CHECK TOTAL	**594.00**		
10713	City of Faribault	0000		INV	10/10/2025	091025			
	ACCOUNT DETAIL					**LINE AMOUNT**			
	1 Roberds 43850		Roberds Lk	Sewer Util		3,970.44			
							3,970.44		
						CHECK TOTAL	**3,970.44**		
10267	CivicPlus	0000		EFT	09/30/2025	349978			
	ACCOUNT DETAIL					**LINE AMOUNT**			
	1 Council 43090		Council	ProfSrvc		41.21			
							41.21		
						CHECK TOTAL	**41.21**		
10357	Community Co-op Oil A	0000		INV	09/19/2025	080611			
	ACCOUNT DETAIL					**LINE AMOUNT**			
	1 101 15520		General	PrePd Fuel		14,277.62			
	2 101 15520		General	PrePd Fuel		5,620.00			
							19,897.62		
10357	Community Co-op Oil A	0000		INV	09/30/2025	4483 3882			
	ACCOUNT DETAIL					**LINE AMOUNT**			
	1 Fire 42120		Fire	Motor Fuel		80.00			
							80.00		
10357	Community Co-op Oil A	0000		INV	10/05/2025	160066			
	ACCOUNT DETAIL					**LINE AMOUNT**			
	1 StrMaint 44040		StrMaint	MachEqRpr		30.00			
							30.00		
10357	Community Co-op Oil A	0000		INV	10/09/2025	160112			
	ACCOUNT DETAIL					**LINE AMOUNT**			
	1 Fire 42210		Fire	VehEqParts		16.00			
							16.00		

CLAIMS LIST REPORT
Detail Invoice List

CHECK RUN: 092425FF 09/24/2025
DUE DATE: 09/24/2025

CASH ACCOUNT: Treasury 10100 Cash

VENDOR		REMIT	PO	TYPE	DUE DATE	INVOICE	AMOUNT	VOUCHER	CHECK
10357	Community Co-op Oil A	0000		INV	10/10/2025	080633			
	ACCOUNT DETAIL					**LINE AMOUNT**			
	1 101 15520		General	PrePd Fuel		9,882.47			
	2 101 15520		General	PrePd Fuel		11,677.08			
							21,559.55		
						CHECK TOTAL	**41,583.17**		
10723	Core & Main LP	0000	113	INV	09/24/2025	X602560			
	ACCOUNT DETAIL					**LINE AMOUNT**			
	1 Water 43095		Water	SoftwrSupp		16,376.00			
							16,376.00		
10723	Core & Main LP	0000		INV	10/08/2025	INV0021050			
	ACCOUNT DETAIL					**LINE AMOUNT**			
	1 Water 42010		Water	Supplies		203.68			
							203.68		
10723	Core & Main LP	0000		INV	10/09/2025	X697490			
	ACCOUNT DETAIL					**LINE AMOUNT**			
	1 Water 42010		Water	Supplies		64.73			
							64.73		
10723	Core & Main LP	0000		INV	10/10/2025	X698416			
	ACCOUNT DETAIL					**LINE AMOUNT**			
	1 Water 42010		Water	Supplies		232.15			
							232.15		
						CHECK TOTAL	**16,876.56**		
10054	Creative Co-Op	0001		INV	08/06/2025	070725 reissue			
	ACCOUNT DETAIL					**LINE AMOUNT**			
	1 Pol Fac 42230		Pol Fac	Bldg Supp		40.00			
							40.00		
10054	Creative Co-Op	0001		INV	08/08/2025	070925 reissue			
	ACCOUNT DETAIL					**LINE AMOUNT**			
	1 Parks 42010		P&Tmaint	Supplies		48.00			
							48.00		
						CHECK TOTAL	**88.00**		
10361	Culligan	0000		EFT	09/30/2025	119X01293104			
	ACCOUNT DETAIL					**LINE AMOUNT**			
	1 Library 44160		Library	Rents		40.50			

CLAIMS LIST REPORT
Detail Invoice List

CHECK RUN: 092425FF 09/24/2025
DUE DATE: 09/24/2025

CASH ACCOUNT: Treasury 10100 Cash

VENDOR		REMIT	PO	TYPE	DUE DATE	INVOICE	AMOUNT	VOUCHER	CHECK
							40.50		
10361	Culligan	0000		EFT	09/30/2025	119X01294409			
	ACCOUNT DETAIL					**LINE AMOUNT**			
	1 CC Fac 44160		CC Fac	Rents		45.50			
							45.50		
10361	Culligan	0000		EFT	09/30/2025	119X01294300			
	ACCOUNT DETAIL					**LINE AMOUNT**			
	1 CH Fac 42010		CH Maint	Supplies		158.00			
							158.00		
10361	Culligan	0000		EFT	09/30/2025	119X01297204			
	ACCOUNT DETAIL					**LINE AMOUNT**			
	1 Aquatic 42010		AquaticCtr	Supplies		931.50			
							931.50		
10361	Culligan	0000		EFT	09/30/2025	119X01297303			
	ACCOUNT DETAIL					**LINE AMOUNT**			
	1 CC Fac 42010		CC Fac	Supplies		285.00			
							285.00		
10361	Culligan	0000		EFT	09/30/2025	119X01297907			
	ACCOUNT DETAIL					**LINE AMOUNT**			
	1 Police 42010		Police	Supplies		201.30			
							201.30		
						CHECK TOTAL	**1,661.80**		
10381	Demco Inc	0000		EFT	09/25/2025	7687799			
	ACCOUNT DETAIL					**LINE AMOUNT**			
	1 Library 42010		Library	Supplies		213.31			
							213.31		
						CHECK TOTAL	**213.31**		
11214	Doug Knutson	0000		EFT	10/09/2025	D36707/1			
	ACCOUNT DETAIL					**LINE AMOUNT**			
	1 CH Fac 42010		CH Maint	Supplies		5.14			
							5.14		
						CHECK TOTAL	**5.14**		
10384	Dufours Cleaners	0000		INV	09/04/2025	114114			
	ACCOUNT DETAIL					**LINE AMOUNT**			
	1 Fire 43090		Fire	ProfSrvc		26.95			

CLAIMS LIST REPORT
Detail Invoice List

CHECK RUN: 092425FF 09/24/2025
DUE DATE: 09/24/2025

CASH ACCOUNT: Treasury 10100 Cash

VENDOR		REMIT	PO	TYPE	DUE DATE	INVOICE	AMOUNT	VOUCHER	CHECK
							26.95		
10384	Dufours Cleaners	0000		INV	09/04/2025	114115			
	ACCOUNT DETAIL					**LINE AMOUNT**			
	1 Fire 43090		Fire	ProfSrvc		12.00			
							12.00		
10384	Dufours Cleaners	0000		INV	09/10/2025	114239			
	ACCOUNT DETAIL					**LINE AMOUNT**			
	1 Fire 43090		Fire	ProfSrvc		12.00			
							12.00		
						CHECK TOTAL	**50.95**		
10257	Eckberg Lammers PC	0000		EFT	09/15/2025	202510			
	ACCOUNT DETAIL					**LINE AMOUNT**			
	1 Legal 43045		Legal	LegalProsc		13,827.75			
							13,827.75		
						CHECK TOTAL	**13,827.75**		
10207	Enterprise FM Trust	0000		EFT	10/04/2025	FBN5433329			
	ACCOUNT DETAIL					**LINE AMOUNT**			
	1 Police 44160		Police	Rents		14,115.88			
							14,115.88		
						CHECK TOTAL	**14,115.88**		
11206	Falcon Educational En	0000		INV	09/25/2025	2025-212 Falcon			
	ACCOUNT DETAIL					**LINE AMOUNT**			
	1 CharGmbl 44383		Char Gmbl	DonCvcOrg		1,500.00			
							1,500.00		
						CHECK TOTAL	**1,500.00**		
10749	Fareway Stores Inc #1	0000		INV	09/25/2025	00213858			
	ACCOUNT DETAIL					**LINE AMOUNT**			
	1 HR 44382		HR	EmpProgram		68.58			
							68.58		
						CHECK TOTAL	**68.58**		
10410	Faribault Ace Hardwar	0000		INV	09/30/2025	509750/1			
	ACCOUNT DETAIL					**LINE AMOUNT**			
	1 Fire 42010		Fire	Supplies		26.09			

CLAIMS LIST REPORT
Detail Invoice List

CHECK RUN: 092425FF 09/24/2025
DUE DATE: 09/24/2025

CASH ACCOUNT: Treasury 10100 Cash

VENDOR		REMIT	PO	TYPE	DUE DATE	INVOICE	AMOUNT	VOUCHER	CHECK
							26.09		
10410	Faribault Ace Hardwar	0000		INV	10/04/2025	509850/1			
	ACCOUNT DETAIL					**LINE AMOUNT**			
	1 Fire 42010		Fire	Supplies		7.19			
							7.19		
10410	Faribault Ace Hardwar	0000		INV	10/04/2025	509852/1			
	ACCOUNT DETAIL					**LINE AMOUNT**			
	1 Water 42410		Water	MinorEquip		26.99			
	2 Water 42010		Water	Supplies		5.39			
							32.38		
10410	Faribault Ace Hardwar	0000		INV	10/04/2025	509859/1			
	ACCOUNT DETAIL					**LINE AMOUNT**			
	1 Storm 42010		Storm Wtr	Supplies		0.51			
	2 StrMaint 42010		StrMaint	Supplies		34.56			
	3 SwrColl 42010		Sewer Coll	Supplies		3.60			
	4 Water 42010		Water	Supplies		3.60			
							42.27		
10410	Faribault Ace Hardwar	0000		INV	10/05/2025	509943/1			
	ACCOUNT DETAIL					**LINE AMOUNT**			
	1 SwrRecl 42160		SewerReclm	Chem&Prod		71.13			
							71.13		
10410	Faribault Ace Hardwar	0000		INV	10/05/2025	509955/1			
	ACCOUNT DETAIL					**LINE AMOUNT**			
	1 Parks 42410		P&Tmaint	MinorEquip		10.79			
							10.79		
10410	Faribault Ace Hardwar	0000		INV	10/09/2025	510040/1			
	ACCOUNT DETAIL					**LINE AMOUNT**			
	1 CC Fac 42010		CC Fac	Supplies		51.61			
							51.61		
10410	Faribault Ace Hardwar	0000		INV	10/09/2025	510056/1			
	ACCOUNT DETAIL					**LINE AMOUNT**			
	1 Storm 42010		Storm Wtr	Supplies		20.00			
							20.00		
10410	Faribault Ace Hardwar	0000		INV	10/09/2025	510060/1			
	ACCOUNT DETAIL					**LINE AMOUNT**			
	1 Fire 42010		Fire	Supplies		3.30			
							3.30		

CLAIMS LIST REPORT
Detail Invoice List

CHECK RUN: 092425FF 09/24/2025
DUE DATE: 09/24/2025

CASH ACCOUNT: Treasury 10100 Cash

VENDOR		REMIT	PO	TYPE	DUE DATE	INVOICE	AMOUNT	VOUCHER	CHECK
10410	Faribault Ace Hardwar	0000		INV	10/09/2025	510068/1			
	ACCOUNT DETAIL					**LINE AMOUNT**			
	1 Parks 42010		P&Tmaint	Supplies		10.78			
							10.78		
10410	Faribault Ace Hardwar	0000		INV	10/12/2025	510169/1			
	ACCOUNT DETAIL					**LINE AMOUNT**			
	1 Engineer 42010		Engineer	Supplies		30.59			
							30.59		
						CHECK TOTAL	**306.13**		
10751	Faribault Area Chambe	0000		INV	10/08/2025	March-May Lodging Ta			
	ACCOUNT DETAIL					**LINE AMOUNT**			
	1 Council 44384		Council	Lodging Tx		5,328.46			
							5,328.46		
10751	Faribault Area Chambe	0000		INV	10/08/2025	June Lodging Tax			
	ACCOUNT DETAIL					**LINE AMOUNT**			
	1 Council 44384		Council	Lodging Tx		7,609.67			
							7,609.67		
10751	Faribault Area Chambe	0000		INV	10/16/2025	June Lodging Tax V&B			
	ACCOUNT DETAIL					**LINE AMOUNT**			
	1 Council 44384		Council	Lodging Tx		4,439.27			
							4,439.27		
10751	Faribault Area Chambe	0000		INV	10/16/2025	July Lodging Tax			
	ACCOUNT DETAIL					**LINE AMOUNT**			
	1 Council 44384		Council	Lodging Tx		8,511.49			
							8,511.49		
						CHECK TOTAL	**25,888.89**		
10075	Faribault Fleet Suppl	0000		EFT	08/11/2025	070966			
	ACCOUNT DETAIL					**LINE AMOUNT**			
	1 StrSign 42010		Sign Sig	Supplies		-15.98			
							-15.98		
10075	Faribault Fleet Suppl	0000		EFT	10/04/2025	071658			
	ACCOUNT DETAIL					**LINE AMOUNT**			
	1 SwrColl 42010		Sewer Coll	Supplies		14.99			
							14.99		

CLAIMS LIST REPORT
Detail Invoice List

CHECK RUN: 092425FF 09/24/2025
DUE DATE: 09/24/2025

CASH ACCOUNT: Treasury 10100 Cash

VENDOR		REMIT	PO	TYPE	DUE DATE	INVOICE	AMOUNT	VOUCHER	CHECK
10075	Faribault Fleet Suppl	0000		EFT	10/04/2025	071640			
	ACCOUNT DETAIL					**LINE AMOUNT**			
	1 StrImp 45300		Street Imp	Impr Other		13.47			
							13.47		
10075	Faribault Fleet Suppl	0000		EFT	10/04/2025	071659			
	ACCOUNT DETAIL					**LINE AMOUNT**			
	1 Parks 42010		P&Tmaint	Supplies		4.39			
							4.39		
10075	Faribault Fleet Suppl	0000		EFT	10/03/2025	071590			
	ACCOUNT DETAIL					**LINE AMOUNT**			
	1 SwrColl 42010		Sewer Coll	Supplies		3.06			
							3.06		
10075	Faribault Fleet Suppl	0000		EFT	10/03/2025	071595			
	ACCOUNT DETAIL					**LINE AMOUNT**			
	1 Fire 42010		Fire	Supplies		23.27			
							23.27		
10075	Faribault Fleet Suppl	0000		EFT	10/03/2025	071602			
	ACCOUNT DETAIL					**LINE AMOUNT**			
	1 Airport 42010		Airport	Supplies		5.69			
							5.69		
10075	Faribault Fleet Suppl	0000		EFT	10/04/2025	071639			
	ACCOUNT DETAIL					**LINE AMOUNT**			
	1 StrMaint 42010		StrMaint	Supplies		19.99			
							19.99		
10075	Faribault Fleet Suppl	0000		EFT	10/08/2025	071730			
	ACCOUNT DETAIL					**LINE AMOUNT**			
	1 Water 42210		Water	VehEqParts		69.98			
							69.98		
10075	Faribault Fleet Suppl	0000		EFT	10/12/2025	071883			
	ACCOUNT DETAIL					**LINE AMOUNT**			
	1 Engineer 42410		Engineer	MinorEquip		5.79			
							5.79		
10075	Faribault Fleet Suppl	0000		EFT	10/12/2025	071889			
	ACCOUNT DETAIL					**LINE AMOUNT**			
	1 Storm 41010		Storm Wtr	FTEmployee		45.98			
							45.98		

CLAIMS LIST REPORT
Detail Invoice List

CHECK RUN: 092425FF 09/24/2025
DUE DATE: 09/24/2025

CASH ACCOUNT: Treasury 10100 Cash

VENDOR		REMIT	PO	TYPE	DUE DATE	INVOICE	AMOUNT	VOUCHER	CHECK
10075	Faribault Fleet Suppl	0000		EFT	10/16/2025	072016			
	ACCOUNT DETAIL					**LINE AMOUNT**			
	1 Water 42010		Water	Supplies		39.31			
							39.31		
						CHECK TOTAL	**229.94**		
10757	Faribault Post Office	0000		INV	10/16/2025	091625 On Target			
	ACCOUNT DETAIL					**LINE AMOUNT**			
	1 Storm 43220		Storm Wtr	Postage		1,464.88			
	2 SwrRecl 43220		SewerReclm	Postage		1,464.88			
	3 Water 43220		Water	Postage		1,464.89			
							4,394.65		
						CHECK TOTAL	**4,394.65**		
10414	Faribault Umpire Asso	0000		EFT	08/27/2025	072825 reissue			
	ACCOUNT DETAIL					**LINE AMOUNT**			
	1 Adult 43090		Adult	ProfSrvc		896.00			
							896.00		
						CHECK TOTAL	**896.00**		
11208	FBI-LEEDA Inc	0000		INV	09/24/2025	200132635			
	ACCOUNT DETAIL					**LINE AMOUNT**			
	1 Police 43140		Police	Train&Ed		795.00			
							795.00		
						CHECK TOTAL	**795.00**		
10419	FCTV	0000	18	EFT	09/15/2025	20254			
	ACCOUNT DETAIL					**LINE AMOUNT**			
	1 Council 44383		Council	DonCvcOrg		17,468.75			
							17,468.75		
						CHECK TOTAL	**17,468.75**		
11072	Ferguson Waterworks #	0000		INV	10/10/2025	1976856			
	ACCOUNT DETAIL					**LINE AMOUNT**			
	1 Fire 42010		Fire	Supplies		7.46			
							7.46		
						CHECK TOTAL	**7.46**		

CLAIMS LIST REPORT
Detail Invoice List

CHECK RUN: 092425FF 09/24/2025
DUE DATE: 09/24/2025

CASH ACCOUNT: Treasury 10100 Cash

VENDOR		REMIT	PO	TYPE	DUE DATE	INVOICE	AMOUNT	VOUCHER	CHECK
10421	Fette Electronics Inc	0000		EFT	09/26/2025	11578			
	ACCOUNT DETAIL					LINE AMOUNT			
	1 PW Fac 42010		PW Fac	Supplies		334.98			
							334.98		
10421	Fette Electronics Inc	0000		EFT	09/17/2025	11554			
	ACCOUNT DETAIL					LINE AMOUNT			
	1 Lib Fac 44010		Lib Fac	Bldg Maint		410.00			
							410.00		
10421	Fette Electronics Inc	0000		EFT	09/17/2025	11553			
	ACCOUNT DETAIL					LINE AMOUNT			
	1 Lib Fac 44010		Lib Fac	Bldg Maint		2,775.00			
							2,775.00		
10421	Fette Electronics Inc	0000		EFT	10/16/2025	11608			
	ACCOUNT DETAIL					LINE AMOUNT			
	1 CH Fac 44010		CH Maint	Bldg Maint		500.00			
							500.00		
						CHECK TOTAL	**4,019.98**		
10428	Flagship Recreation	0000		EFT	07/30/2025	F23710			
	ACCOUNT DETAIL					LINE AMOUNT			
	1 Parks 44010		P&Tmaint	Bldg Maint		2,801.34			
							2,801.34		
						CHECK TOTAL	**2,801.34**		
10225	Flock Group Inc	0000	120	EFT	10/05/2025	INV-73438			
	ACCOUNT DETAIL					LINE AMOUNT			
	1 Police 45400		Police	Mach&Equip		15,000.00			
							15,000.00		
						CHECK TOTAL	**15,000.00**		
11215	Fobbe Contracting, In	0000		INV	08/22/2025	7476			
	ACCOUNT DETAIL					LINE AMOUNT			
	1 Water 43090		Water	ProfSrvc		1,650.00			
							1,650.00		
						CHECK TOTAL	**1,650.00**		

CLAIMS LIST REPORT
Detail Invoice List

CHECK RUN: 092425FF 09/24/2025
DUE DATE: 09/24/2025

CASH ACCOUNT: Treasury 10100 Cash

VENDOR		REMIT	PO	TYPE	DUE DATE	INVOICE	AMOUNT	VOUCHER	CHECK
10111	FPR Inc	0000		INV	10/03/2025	72265			
	ACCOUNT DETAIL					LINE AMOUNT			
	1 SwrRecl 42210		SewerReclm	VehEqParts		213.50			
							213.50		
						CHECK TOTAL	213.50		
10039	Francis Animal & Pest	0000		INV	10/11/2025	87147			
	ACCOUNT DETAIL					LINE AMOUNT			
	1 Pol Fac 44010		Pol Fac	Bldg Maint		135.00			
							135.00		
						CHECK TOTAL	135.00		
11127	Genuine Parts Company	0000		EFT	09/05/2025	014918			
	ACCOUNT DETAIL					LINE AMOUNT			
	1 CodeInsp 42210		Code/Insp	VehEqParts		4.29			
							4.29		
11127	Genuine Parts Company	0000		EFT	10/10/2025	018039			
	ACCOUNT DETAIL					LINE AMOUNT			
	1 Fire 42210		Fire	VehEqParts		42.38			
							42.38		
11127	Genuine Parts Company	0000		EFT	10/11/2025	018153			
	ACCOUNT DETAIL					LINE AMOUNT			
	1 StrMaint 42210		StrMaint	VehEqParts		4.80			
							4.80		
11127	Genuine Parts Company	0000		EFT	10/12/2025	018249			
	ACCOUNT DETAIL					LINE AMOUNT			
	1 PW Fac 42230		PW Fac	Bldg Supp		136.99			
							136.99		
						CHECK TOTAL	188.46		
10433	GFOA	0000		INV	10/02/2025	3190804			
	ACCOUNT DETAIL					LINE AMOUNT			
	1 Fin 43140		Finance	Train&Ed		150.00			
							150.00		
						CHECK TOTAL	150.00		

CLAIMS LIST REPORT
Detail Invoice List

CHECK RUN: 092425FF 09/24/2025
DUE DATE: 09/24/2025

CASH ACCOUNT: Treasury 10100 Cash

VENDOR		REMIT	PO	TYPE	DUE DATE	INVOICE	AMOUNT	VOUCHER	CHECK
10777	Glenn's Service LLC	0000		INV	10/02/2025	44796			
	ACCOUNT DETAIL					**LINE AMOUNT**			
	1 Police 43090		Police	ProfSrvc		67.53			
							67.53		
						CHECK TOTAL	**67.53**		
10436	Godfather's Pizza	0000		EFT	10/07/2025	07275			
	ACCOUNT DETAIL					**LINE AMOUNT**			
	1 CC Admin 42010		CC Admin	Supplies		45.00			
							45.00		
						CHECK TOTAL	**45.00**		
10438	Gopher State One Call	0000		EFT	09/30/2025	5080393			
	ACCOUNT DETAIL					**LINE AMOUNT**			
	1 Water 43090		Water	ProfSrvc		171.45			
	2 Storm 43090		Storm Wtr	ProfSrvc		171.45			
	3 SwrColl 43090		Sewer Coll	ProfSrvc		171.45			
							514.35		
						CHECK TOTAL	**514.35**		
10439	Grainger Inc	0000		EFT	10/12/2025	9639725762			
	ACCOUNT DETAIL					**LINE AMOUNT**			
	1 SwrRecl 42010		SewerReclm	Supplies		45.67			
							45.67		
						CHECK TOTAL	**45.67**		
11174	Grant Sheehan	0001		EFT	10/04/2025	4 of 6			
	ACCOUNT DETAIL					**LINE AMOUNT**			
	1 Parks 44010		P&Tmaint	Bldg Maint		1,841.67			
	2 Wshngtn 44010		Wshngtn	Bldg Maint		250.00			
	3 Soccer 44010		SoccerComp	Bldg Maint		791.66			
							2,883.33		
						CHECK TOTAL	**2,883.33**		
10786	Hagen Christensen & M	0000	39	EFT	10/02/2025	2342.02-13			
	ACCOUNT DETAIL					**LINE AMOUNT**			
	1 PrkInd 45200		Prk Dedica	BldgImprov		6,280.50			
							6,280.50		

CLAIMS LIST REPORT
Detail Invoice List

CHECK RUN: 092425FF 09/24/2025
DUE DATE: 09/24/2025

CASH ACCOUNT: Treasury 10100 Cash

VENDOR		REMIT	PO	TYPE	DUE DATE	INVOICE	AMOUNT	VOUCHER	CHECK
						CHECK TOTAL	**6,280.50**		
10447	Harry Brown's LLC	0000		EFT	09/23/2025	CW082425			
	ACCOUNT DETAIL					**LINE AMOUNT**			
	1 Police 44040		Police	MachEqRpr		304.80			
							304.80		
						CHECK TOTAL	**304.80**		
10079	Craig L Havelka	0000		EFT	10/03/2025	50325			
	ACCOUNT DETAIL					**LINE AMOUNT**			
	1 PW Fac 42230		PW Fac	Bldg Supp		74.50			
							74.50		
						CHECK TOTAL	**74.50**		
10449	Hawkins Inc	0000		EFT	10/03/2025	7187288			
	ACCOUNT DETAIL					**LINE AMOUNT**			
	1 Water 42160		Water	Chem&Prod		3,264.72			
							3,264.72		
10449	Hawkins Inc	0000		EFT	10/10/2025	7193815			
	ACCOUNT DETAIL					**LINE AMOUNT**			
	1 Water 42160		Water	Chem&Prod		4,670.74			
							4,670.74		
10449	Hawkins Inc	0000		EFT	10/11/2025	7195501			
	ACCOUNT DETAIL					**LINE AMOUNT**			
	1 Water 42160		Water	Chem&Prod		2,366.00			
							2,366.00		
10449	Hawkins Inc	0000		EFT	10/15/2025	7196883			
	ACCOUNT DETAIL					**LINE AMOUNT**			
	1 Aquatic 42160		AquaticCtr	Chem&Prod		70.00			
							70.00		
						CHECK TOTAL	**10,371.46**		
10454	Hillyard Hutchinson	0000		INV	09/25/2025	605922322			
	ACCOUNT DETAIL					**LINE AMOUNT**			
	1 CH Fac 42230		CH Maint	Bldg Supp		508.72			
							508.72		

CLAIMS LIST REPORT
Detail Invoice List

CHECK RUN: 092425FF 09/24/2025
DUE DATE: 09/24/2025

CASH ACCOUNT: Treasury 10100 Cash

VENDOR		REMIT	PO	TYPE	DUE DATE	INVOICE	AMOUNT	VOUCHER	CHECK
10454	Hillyard Hutchinson	0000		INV	10/08/2025	605935669			
	ACCOUNT DETAIL					**LINE AMOUNT**			
	1 CH Fac 42010		CH Maint	Supplies		45.80			
							45.80		
						CHECK TOTAL	**554.52**		
11121	HP Inc	0001		INV	10/12/2025	9022420673			
	ACCOUNT DETAIL					**LINE AMOUNT**			
	1 Water 42410		Water	MinorEquip		735.00			
							735.00		
						CHECK TOTAL	**735.00**		
10455	Hy-Vee - Accounts Rec	0000		INV	08/29/2025	45158148915451581			
	ACCOUNT DETAIL					**LINE AMOUNT**			
	1 Admin 42010		Admin	Supplies		256.59			
							256.59		
10455	Hy-Vee - Accounts Rec	0000		INV	08/27/2025	3180548913318005			
	ACCOUNT DETAIL					**LINE AMOUNT**			
	1 Admin 42010		Admin	Supplies		224.38			
							224.38		
						CHECK TOTAL	**480.97**		
10467	IFACS	0000		INV	10/02/2025	5366131			
	ACCOUNT DETAIL					**LINE AMOUNT**			
	1 StrMaint 42210		StrMaint	VehEqParts		34.02			
							34.02		
10467	IFACS	0000		INV	10/05/2025	5366391			
	ACCOUNT DETAIL					**LINE AMOUNT**			
	1 Parks 42010		P&Tmaint	Supplies		2.80			
							2.80		
						CHECK TOTAL	**36.82**		
10472	Innovative Office Sol	0000		EFT	10/08/2025	IN4925741			
	ACCOUNT DETAIL					**LINE AMOUNT**			
	1 Library 42010		Library	Supplies		46.34			
							46.34		

CLAIMS LIST REPORT
Detail Invoice List

CHECK RUN: 092425FF 09/24/2025
DUE DATE: 09/24/2025

CASH ACCOUNT: Treasury 10100 Cash

VENDOR		REMIT	PO	TYPE	DUE DATE	INVOICE	AMOUNT	VOUCHER	CHECK
10472	Innovative Office Sol	0000		EFT	10/11/2025	IN4929196			
	ACCOUNT DETAIL					**LINE AMOUNT**			
	1 Fire 42010		Fire	Supplies		8.82			
							8.82		
10472	Innovative Office Sol	0000		EFT	10/11/2025	IN4929097			
	ACCOUNT DETAIL					**LINE AMOUNT**			
	1 Police 42010		Police	Supplies		73.93			
							73.93		
10472	Innovative Office Sol	0000		EFT	10/12/2025	IN4930212			
	ACCOUNT DETAIL					**LINE AMOUNT**			
	1 Admin 42010		Admin	Supplies		22.39			
							22.39		
10472	Innovative Office Sol	0000		EFT	10/15/2025	IN4931538			
	ACCOUNT DETAIL					**LINE AMOUNT**			
	1 Fire 42010		Fire	Supplies		79.22			
							79.22		
						CHECK TOTAL	**230.70**		
10473	Insty-Prints	0000		EFT	07/05/2025	165606			
	ACCOUNT DETAIL					**LINE AMOUNT**			
	1 CodeInsp 42010		Code/Insp	Supplies		82.00			
							82.00		
10473	Insty-Prints	0000		EFT	10/04/2025	166732			
	ACCOUNT DETAIL					**LINE AMOUNT**			
	1 EDA 42010		EDA	Supplies		74.50			
							74.50		
10473	Insty-Prints	0000		EFT	10/04/2025	166740			
	ACCOUNT DETAIL					**LINE AMOUNT**			
	1 Fin 42010		Finance	Supplies		158.78			
	2 SwrColl 42010		Sewer Coll	Supplies		158.78			
	3 Water 42010		Water	Supplies		158.79			
							476.35		
						CHECK TOTAL	**632.85**		
10654	Jayanti LLC	0000		INV	09/28/2025	082625 FIre			
	ACCOUNT DETAIL					**LINE AMOUNT**			
	1 Fire 43220		Fire	Postage		19.15			
							19.15		

CLAIMS LIST REPORT
Detail Invoice List

CHECK RUN: 092425FF 09/24/2025
DUE DATE: 09/24/2025

CASH ACCOUNT: Treasury 10100 Cash

VENDOR		REMIT	PO	TYPE	DUE DATE	INVOICE	AMOUNT	VOUCHER	CHECK
						CHECK TOTAL	**19.15**		
11005	Kanopy Inc	0002		INV	09/30/2025	467166 - PPU			
	ACCOUNT DETAIL					**LINE AMOUNT**			
	1 Library 43096		Library	OnLineRes		94.00			
							94.00		
						CHECK TOTAL	**94.00**		
10481	Kennedy & Graven Char	0000		EFT	09/28/2025	189451			
	ACCOUNT DETAIL					**LINE AMOUNT**			
	1 Water 43040		Water	LegalCivil		92.00			
	2 CodeInsp 43040		Code/Insp	LegalCivil		3,243.40			
	3 HR 43040		HR	LegalCivil		667.00			
	5 EDA 43040		EDA	LegalCivil		761.40			
	6 101 22000		General	Deposits		987.00			
	7 Legal 43040		Legal	LegalCivil		11,564.90			
							17,315.70		
10481	Kennedy & Graven Char	0000		EFT	10/12/2025	189527			
	ACCOUNT DETAIL					**LINE AMOUNT**			
	1 101 22000		General	Deposits		28.20			
	2 CodeInsp 43040		Code/Insp	LegalCivil		925.03			
	3 EDA 43040		EDA	LegalCivil		4,452.80			
	4 HR 43040		HR	LegalCivil		1,748.00			
	5 Legal 43040		Legal	LegalCivil		14,416.80			
	6 Water 43040		Water	LegalCivil		23.00			
	7 SwrRecl 43040		SewerReclm	LegalCivil		169.20			
							21,763.03		
10481	Kennedy & Graven Char	0000		EFT	10/12/2025	189530			
	ACCOUNT DETAIL					**LINE AMOUNT**			
	1 EDA 43040		EDA	LegalCivil		26.80			
							26.80		
						CHECK TOTAL	**39,105.53**		
10482	Kline Distributing LL	0000		EFT	09/25/2025	36695			
	ACCOUNT DETAIL					**LINE AMOUNT**			
	1 HR 44382		HR	EmpProgram		379.64			
							379.64		
						CHECK TOTAL	**379.64**		

CLAIMS LIST REPORT
Detail Invoice List

CHECK RUN: 092425FF 09/24/2025
DUE DATE: 09/24/2025

CASH ACCOUNT: Treasury 10100 Cash

VENDOR		REMIT	PO	TYPE	DUE DATE	INVOICE	AMOUNT	VOUCHER	CHECK
10488	LaCanne's Marine Inc	0000		INV	09/18/2025	204233			
	ACCOUNT DETAIL					**LINE AMOUNT**			
	1 Fire 42210		Fire	VehEqParts		264.99			
							264.99		
						CHECK TOTAL	**264.99**		
10287	Lath Stakes & Hubs LL	0000		EFT	09/24/2025	2024147			
	ACCOUNT DETAIL					**LINE AMOUNT**			
	1 Engineer 42010		Engineer	Supplies		1,258.50			
							1,258.50		
						CHECK TOTAL	**1,258.50**		

CLAIMS LIST REPORT
Detail Invoice List

CHECK RUN: 092425FF 09/24/2025
DUE DATE: 09/24/2025

CASH ACCOUNT: Treasury 10100 Cash

VENDOR		REMIT	PO	TYPE	DUE DATE	INVOICE	AMOUNT	VOUCHER	CHECK
10518	League of Minnesota C	0000		INV	10/04/2025	LMCIT2025-Q4			

ACCOUNT DETAIL					LINE AMOUNT
1	Admin	41510	Admin	WorkCmpIns	150.61
2	Adult	41510	Adult	WorkCmpIns	180.11
3	Aquatic	41510	AquaticCtr	WorkCmpIns	1,044.26
4	CC Admin	41510	CC Admin	WorkCmpIns	273.98
5	CC Fac	41510	CC Fac	WorkCmpIns	1,365.70
6	CEDAdmin	41510	CED Admin	WorkCmpIns	224.27
7	CH Fac	41510	CH Maint	WorkCmpIns	345.99
8	CodeInsp	41510	Code/Insp	WorkCmpIns	493.16
9	Comms	41510	Communicat	WorkCmpIns	50.45
10	Council	41510	Council	WorkCmpIns	14.97
11	Engineer	41510	Engineer	WorkCmpIns	594.22
12	EqMaint	41510	EqMaint	WorkCmpIns	1,334.71
13	Fin	41510	Finance	WorkCmpIns	203.76
14	Fire	41510	Fire	WorkCmpIns	19,259.36
15	HR	41510	HR	WorkCmpIns	144.62
16	IT	41510	IT	WorkCmpIns	95.82
17	Library	41510	Library	WorkCmpIns	664.59
18	Parks	41510	P&Tmaint	WorkCmpIns	5,312.19
19	Planning	41510	P & Z	WorkCmpIns	308.41
20	Police	41510	Police	WorkCmpIns	47,583.82
21	PWAdmin	41510	PW Admin	WorkCmpIns	61.23
22	Storm	41510	Storm Wtr	WorkCmpIns	765.79
23	StrMaint	41510	StrMaint	WorkCmpIns	5,036.87
24	SwrColl	41510	Sewer Coll	WorkCmpIns	2,113.23
25	SwrRecl	41510	SewerReclm	WorkCmpIns	2,752.66
26	Viaduct	41510	ViaductPrk	WorkCmpIns	285.51
27	Water	41510	Water	WorkCmpIns	1,454.78
28	Wshngtn	41510	Wshngtn	WorkCmpIns	50.93
					92,166.00
				CHECK TOTAL	**92,166.00**

10503	Madison National Life	0000		EFT	10/01/2025	1720518			

ACCOUNT DETAIL					LINE AMOUNT
1	Fire	41330	Fire	Life Ins	62.58
2	Treasury	21710	Treasury	Life Pay	3,015.43
					3,078.01

CLAIMS LIST REPORT
Detail Invoice List

CHECK RUN: 092425FF 09/24/2025
DUE DATE: 09/24/2025

CASH ACCOUNT: Treasury 10100 Cash

VENDOR		REMIT	PO	TYPE	DUE DATE	INVOICE	AMOUNT	VOUCHER	CHECK
10503	Madison National Life	0000		EFT	10/01/2025	1720517			
	ACCOUNT DETAIL					**LINE AMOUNT**			
	1 Treasury 21711		Treasury	LTDPay		1,945.00			
							1,945.00		
						CHECK TOTAL	**5,023.01**		
10211	Martin Marietta Mater	0000		EFT	10/05/2025	47066376			
	ACCOUNT DETAIL					**LINE AMOUNT**			
	1 StrMaint 42240		StrMaint	StMaintMat		293.66			
							293.66		
10211	Martin Marietta Mater	0000		EFT	10/11/2025	47134225			
	ACCOUNT DETAIL					**LINE AMOUNT**			
	1 StrMaint 42240		StrMaint	StMaintMat		304.37			
							304.37		
						CHECK TOTAL	**598.03**		
10505	Martin-McAllister Con	0000		EFT	09/30/2025	17034			
	ACCOUNT DETAIL					**LINE AMOUNT**			
	1 Police 43090		Police	ProfSrvc		1,300.00			
							1,300.00		
						CHECK TOTAL	**1,300.00**		
11209	Maxfield LLC	0000		INV	09/08/2025	1353			
	ACCOUNT DETAIL					**LINE AMOUNT**			
	1 HRA 43090		Frblt HRA	ProfSrvc		4,410.00			
							4,410.00		
						CHECK TOTAL	**4,410.00**		
10848	Midwest Groundcover	0000		INV	10/09/2025	25104			
	ACCOUNT DETAIL					**LINE AMOUNT**			
	1 Parks 44010		P&Tmaint	Bldg Maint		3,560.00			
							3,560.00		
						CHECK TOTAL	**3,560.00**		
10543	Midwest Tape LLC	0000		EFT	09/30/2025	507679260			
	ACCOUNT DETAIL					**LINE AMOUNT**			
	1 Library 43096		Library	OnLineRes		452.57			
							452.57		

CLAIMS LIST REPORT
Detail Invoice List

CHECK RUN: 092425FF 09/24/2025
DUE DATE: 09/24/2025

CASH ACCOUNT: Treasury 10100 Cash

VENDOR		REMIT	PO	TYPE	DUE DATE	INVOICE	AMOUNT	VOUCHER	CHECK
10543	Midwest Tape LLC	0000		EFT	09/20/2025	507630787			
	ACCOUNT DETAIL					**LINE AMOUNT**			
	1 Library 42192		Library	Audio Vis		27.78			
							27.78		
10543	Midwest Tape LLC	0000		EFT	09/28/2025	507664576			
	ACCOUNT DETAIL					**LINE AMOUNT**			
	1 Library 42192		Library	Audio Vis		26.99			
							26.99		
10543	Midwest Tape LLC	0000		EFT	09/28/2025	507664575			
	ACCOUNT DETAIL					**LINE AMOUNT**			
	1 Library 42192		Library	Audio Vis		39.73			
							39.73		
10543	Midwest Tape LLC	0000		EFT	09/28/2025	507664573			
	ACCOUNT DETAIL					**LINE AMOUNT**			
	1 Library 42192		Library	Audio Vis		50.98			
							50.98		
						CHECK TOTAL	**598.05**		
10851	Minnesota Ag Power In	0001		INV	10/02/2025	10614108			
	ACCOUNT DETAIL					**LINE AMOUNT**			
	1 StrMaint 42210		StrMaint	VehEqParts		64.38			
							64.38		
						CHECK TOTAL	**64.38**		
10530	Minnesota Department	0001		INV	09/29/2025	ALR0179906X			
	ACCOUNT DETAIL					**LINE AMOUNT**			
	1 CH Fac 44390		CH Maint	Taxes Lics		145.00			
							145.00		
10530	Minnesota Department	0001		INV	09/29/2025	ABR0356644X			
	ACCOUNT DETAIL					**LINE AMOUNT**			
	1 Wshngtn 44390		Wshngtn	Taxes Lics		25.00			
							25.00		
10530	Minnesota Department	0001		INV	09/29/2025	ABR0356079X			
	ACCOUNT DETAIL					**LINE AMOUNT**			
	1 Library 44390		Library	Taxes Lics		125.00			
							125.00		

CLAIMS LIST REPORT
Detail Invoice List

CHECK RUN: 092425FF 09/24/2025
DUE DATE: 09/24/2025

CASH ACCOUNT: Treasury 10100 Cash

VENDOR		REMIT	PO	TYPE	DUE DATE	INVOICE	AMOUNT	VOUCHER	CHECK
10530	Minnesota Department	0001		INV	09/29/2025	ABR0356078X			
	ACCOUNT DETAIL					**LINE AMOUNT**			
	1 Fire Fac 42230		Fire Fac	Bldg Supp		25.00			
							25.00		
						CHECK TOTAL	**320.00**		
10530	Minnesota Department	0003		INV	09/14/2025	P000020319			
	ACCOUNT DETAIL					**LINE AMOUNT**			
	1 StrImp 45300		Street Imp	Impr Other		197.24			
							197.24		
						CHECK TOTAL	**197.24**		
10530	Minnesota Department	0005		INV	01/31/2025	October 2024			
	ACCOUNT DETAIL					**LINE AMOUNT**			
	1 101 20820		General	SurchrgPay		1,974.01			
	2 CodeInsp 36260		Code/Insp	SrchrgColl		-39.48			
							1,934.53		
10530	Minnesota Department	0005		INV	03/31/2025	March 2025			
	ACCOUNT DETAIL					**LINE AMOUNT**			
	1 101 20820		General	SurchrgPay		2,071.50			
	2 CodeInsp 36260		Code/Insp	SrchrgColl		-41.43			
							2,030.07		
10530	Minnesota Department	0005		INV	05/01/2025	April 2025			
	ACCOUNT DETAIL					**LINE AMOUNT**			
	1 101 20820		General	SurchrgPay		2,588.47			
	2 CodeInsp 36260		Code/Insp	SrchrgColl		-51.77			
							2,536.70		
10530	Minnesota Department	0005		INV	05/31/2025	May 2025			
	ACCOUNT DETAIL					**LINE AMOUNT**			
	1 101 20820		General	SurchrgPay		3,176.17			
	2 CodeInsp 36260		Code/Insp	SrchrgColl		-63.52			
							3,112.65		
10530	Minnesota Department	0005		INV	07/01/2025	June 2025			
	ACCOUNT DETAIL					**LINE AMOUNT**			
	1 101 20820		General	SurchrgPay		3,936.01			
	2 CodeInsp 36260		Code/Insp	SrchrgColl		-78.72			
							3,857.29		

CLAIMS LIST REPORT
Detail Invoice List

CHECK RUN: 092425FF 09/24/2025
DUE DATE: 09/24/2025

CASH ACCOUNT: Treasury 10100 Cash

VENDOR		REMIT	PO	TYPE	DUE DATE	INVOICE	AMOUNT	VOUCHER	CHECK
10530	Minnesota Department	0005		INV	07/31/2025	July 2025			
	ACCOUNT DETAIL					**LINE AMOUNT**			
	1 101 20820		General	SurchrgPay		2,401.29			
	2 CodeInsp 36260		Code/Insp	SrchrgColl		-48.03			
							2,353.26		
10530	Minnesota Department	0005		INV	01/31/2025	January 2025			
	ACCOUNT DETAIL					**LINE AMOUNT**			
	1 101 20820		General	SurchrgPay		1,205.83			
	2 CodeInsp 36260		Code/Insp	SrchrgColl		-25.00			
							1,180.83		
10530	Minnesota Department	0005		INV	03/03/2025	February 2025			
	ACCOUNT DETAIL					**LINE AMOUNT**			
	1 101 20820		General	SurchrgPay		2,496.82			
	2 CodeInsp 36260		Code/Insp	SrchrgColl		-49.94			
							2,446.88		
						CHECK TOTAL	**19,452.21**		
10530	State of Minnesota BC	0011		INV	10/09/2025	42595			
	ACCOUNT DETAIL					**LINE AMOUNT**			
	1 Police 43140		Police	Train&Ed		300.00			
							300.00		
						CHECK TOTAL	**300.00**		
11196	Minnesota GFOA	0000		INV	10/16/2025	53178430 102925			
	ACCOUNT DETAIL					**LINE AMOUNT**			
	1 Fin 43140		Finance	Train&Ed		20.00			
							20.00		
						CHECK TOTAL	**20.00**		
10524	Minnesota Recreation	0000		EFT	10/08/2025	04156			
	ACCOUNT DETAIL					**LINE AMOUNT**			
	1 CC Admin 43140		CC Admin	Train&Ed		300.00			
							300.00		
						CHECK TOTAL	**300.00**		
10523	Minnesota Valley Test	0000		EFT	09/25/2025	1320933			
	ACCOUNT DETAIL					**LINE AMOUNT**			
	1 SwrRecl 43090		SewerReclm	ProfSrvc		502.40			

CLAIMS LIST REPORT
Detail Invoice List

CHECK RUN: 092425FF 09/24/2025
DUE DATE: 09/24/2025

CASH ACCOUNT: Treasury 10100 Cash

VENDOR		REMIT	PO	TYPE	DUE DATE	INVOICE	AMOUNT	VOUCHER	CHECK
							502.40		
10523	Minnesota Valley Test	0000		EFT	09/25/2025	1321092			
	ACCOUNT DETAIL					**LINE AMOUNT**			
	1 SwrRecl 43090		SewerReclm	ProfSrvc		502.40			
							502.40		
10523	Minnesota Valley Test	0000		EFT	09/25/2025	1321158			
	ACCOUNT DETAIL					**LINE AMOUNT**			
	1 SwrRecl 43090		SewerReclm	ProfSrvc		242.00			
							242.00		
10523	Minnesota Valley Test	0000		EFT	10/04/2025	1322308			
	ACCOUNT DETAIL					**LINE AMOUNT**			
	1 SwrRecl 43090		SewerReclm	ProfSrvc		285.40			
							285.40		
10523	Minnesota Valley Test	0000		EFT	10/05/2025	1322508			
	ACCOUNT DETAIL					**LINE AMOUNT**			
	1 SwrRecl 43090		SewerReclm	ProfSrvc		415.60			
							415.60		
10523	Minnesota Valley Test	0000		EFT	10/05/2025	1322551			
	ACCOUNT DETAIL					**LINE AMOUNT**			
	1 SwrRecl 43090		SewerReclm	ProfSrvc		242.00			
							242.00		
10523	Minnesota Valley Test	0000		EFT	10/10/2025	1323094			
	ACCOUNT DETAIL					**LINE AMOUNT**			
	1 SwrRecl 43090		SewerReclm	ProfSrvc		545.80			
							545.80		
10523	Minnesota Valley Test	0000		EFT	10/11/2025	1323329			
	ACCOUNT DETAIL					**LINE AMOUNT**			
	1 SwrRecl 43090		SewerReclm	ProfSrvc		242.00			
							242.00		
10523	Minnesota Valley Test	0000		EFT	10/12/2025	1323520			
	ACCOUNT DETAIL					**LINE AMOUNT**			
	1 SwrRecl 43090		SewerReclm	ProfSrvc		242.00			
							242.00		
						CHECK TOTAL	**3,219.60**		
10538	Motorola Solutions In	0000		INV	10/10/2025	129729			
	ACCOUNT DETAIL					**LINE AMOUNT**			
	1 Police 42410		Police	MinorEquip		593.00			

CLAIMS LIST REPORT
Detail Invoice List

CHECK RUN: 092425FF 09/24/2025
DUE DATE: 09/24/2025

CASH ACCOUNT: Treasury 10100 Cash

VENDOR		REMIT	PO	TYPE	DUE DATE	INVOICE	AMOUNT	VOUCHER	CHECK
							593.00		
						CHECK TOTAL	**593.00**		
11212	Navigate 360, LLC	0000		INV	11/15/2025	INV-46837			
	ACCOUNT DETAIL					**LINE AMOUNT**			
	1 Police 43140		Police	Train&Ed		1,498.00			
							1,498.00		
						CHECK TOTAL	**1,498.00**		
10989	NCPERS Group Life Ins	0000		INV	09/19/2025	9722			
	ACCOUNT DETAIL					**LINE AMOUNT**			
	1 Treasury 21710		Treasury	Life Pay		144.00			
							144.00		
						CHECK TOTAL	**144.00**		
10136	North Central Interna	0000		EFT	10/10/2025	X222048666:01			
	ACCOUNT DETAIL					**LINE AMOUNT**			
	1 StrMaint 42210		StrMaint	VehEqParts		380.59			
							380.59		
						CHECK TOTAL	**380.59**		
10664	OK Tire Store	0000		INV	09/14/2025	21-8604			
	ACCOUNT DETAIL					**LINE AMOUNT**			
	1 Parks 44040		P&Tmaint	MachEqRpr		25.00			
							25.00		
10664	OK Tire Store	0000		INV	09/11/2025	21-8485			
	ACCOUNT DETAIL					**LINE AMOUNT**			
	1 Airport 42210		Airport	VehEqParts		203.27			
							203.27		
						CHECK TOTAL	**228.27**		
10559	On Target A & M Inc	0000		EFT	10/11/2025	1817601			
	ACCOUNT DETAIL					**LINE AMOUNT**			
	1 Storm 43090		Storm Wtr	ProfSrvc		572.12			
	2 SwrRecl 43090		SewerReclm	ProfSrvc		572.11			
	3 Water 43090		Water	ProfSrvc		572.12			
							1,716.35		
						CHECK TOTAL	**1,716.35**		

CLAIMS LIST REPORT
Detail Invoice List

CHECK RUN: 092425FF 09/24/2025
DUE DATE: 09/24/2025

CASH ACCOUNT: Treasury 10100 Cash

VENDOR		REMIT	PO	TYPE	DUE DATE	INVOICE	AMOUNT	VOUCHER	CHECK
10218	Pantheon Computer Sys	0000		EFT	10/04/2025	1940			
	ACCOUNT DETAIL					**LINE AMOUNT**			
	1 Fin 43090		Finance	ProfSrvc		854.04			
	2 HR 43090		HR	ProfSrvc		854.04			
	3 Water 43090		Water	ProfSrvc		414.08			
	4 SwrRecl 43090		SewerReclm	ProfSrvc		310.56			
	5 Storm 43090		Storm Wtr	ProfSrvc		155.28			
							2,588.00		
						CHECK TOTAL	**2,588.00**		
10598	Ronnie Papenfus	0000		EFT	09/21/2025	082225			
	ACCOUNT DETAIL					**LINE AMOUNT**			
	1 SwrRecl 42410		SewerReclm	MinorEquip		2,315.30			
							2,315.30		
						CHECK TOTAL	**2,315.30**		
10884	PCM3 LLC	0000		INV	09/25/2025	2651			
	ACCOUNT DETAIL					**LINE AMOUNT**			
	1 Police 43090		Police	ProfSrvc		1,994.44			
							1,994.44		
						CHECK TOTAL	**1,994.44**		
10568	Plunkett's Pest Contr	0000		EFT	10/04/2025	10127687			
	ACCOUNT DETAIL					**LINE AMOUNT**			
	1 Wshngtn 44010		Wshngtn	Bldg Maint		68.23			
							68.23		
10568	Plunkett's Pest Contr	0000		EFT	10/05/2025	10129028			
	ACCOUNT DETAIL					**LINE AMOUNT**			
	1 CC Fac 44010		CC Fac	Bldg Maint		45.55			
							45.55		
						CHECK TOTAL	**113.78**		
10571	Powerplan OIB	0000		INV	09/25/2025	P7424001			
	ACCOUNT DETAIL					**LINE AMOUNT**			
	1 StrMaint 42210		StrMaint	VehEqParts		461.87			
							461.87		
						CHECK TOTAL	**461.87**		

CLAIMS LIST REPORT
Detail Invoice List

CHECK RUN: 092425FF 09/24/2025
DUE DATE: 09/24/2025

CASH ACCOUNT: Treasury 10100 Cash

VENDOR		REMIT	PO	TYPE	DUE DATE	INVOICE	AMOUNT	VOUCHER	CHECK
10891	Quadient Leasing USA	0000		INV	10/02/2025	Q2002001			
	ACCOUNT DETAIL					**LINE AMOUNT**			
	1 CH Fac 44160		CH Maint	Rents		717.03			
							717.03		
						CHECK TOTAL	**717.03**		
10588	Quality Aviation Inc	0000		EFT	09/15/2025	20259			
	ACCOUNT DETAIL					**LINE AMOUNT**			
	1 Airport 43070		Airport	Mgmt Srvc		3,500.00			
							3,500.00		
						CHECK TOTAL	**3,500.00**		
10591	RC Bliss Inc	0000		EFT	10/05/2025	5030818			
	ACCOUNT DETAIL					**LINE AMOUNT**			
	1 Storm 42210		Storm Wtr	VehEqParts		752.40			
							752.40		
10591	RC Bliss Inc	0000		EFT	10/09/2025	5030824			
	ACCOUNT DETAIL					**LINE AMOUNT**			
	1 Police 42210		Police	VehEqParts		316.58			
							316.58		
10591	RC Bliss Inc	0000		EFT	10/09/2025	5030825			
	ACCOUNT DETAIL					**LINE AMOUNT**			
	1 Police 42210		Police	VehEqParts		96.00			
							96.00		
						CHECK TOTAL	**1,164.98**		
10602	Ramy Turf Products LL	0000		INV	10/04/2025	117632			
	ACCOUNT DETAIL					**LINE AMOUNT**			
	1 Storm 42010		Storm Wtr	Supplies		480.00			
							480.00		
						CHECK TOTAL	**480.00**		
999997	Fieldstone Family Hom	0000		INV	10/10/2025	091025 Fieldstone			
	ACCOUNT DETAIL					**LINE AMOUNT**			
	1 101 22000		General	Deposits		3,000.00			
							3,000.00		
						CHECK TOTAL	**3,000.00**		

CLAIMS LIST REPORT
Detail Invoice List

CHECK RUN: 092425FF 09/24/2025
DUE DATE: 09/24/2025

CASH ACCOUNT: Treasury 10100 Cash

VENDOR		REMIT	PO	TYPE	DUE DATE	INVOICE	AMOUNT	VOUCHER	CHECK
999997	Fieldstone Family Hom	0000		INV	10/24/2025	092425 Fieldstone			
	ACCOUNT DETAIL					**LINE AMOUNT**			
	1 101 22000		General	Deposits		2,000.00			
							2,000.00		
						CHECK TOTAL	**2,000.00**		
999997	Rick Cashin	0000		INV	09/25/2025	082625 Cashin			
	ACCOUNT DETAIL					**LINE AMOUNT**			
	1 101 22000		General	Deposits		1,000.00			
							1,000.00		
						CHECK TOTAL	**1,000.00**		
999997	Robert Nelson	0000		INV	10/03/2025	090325 Nelson			
	ACCOUNT DETAIL					**LINE AMOUNT**			
	1 StrImp 36101		Street Imp	SA Cty		61.01			
							61.01		
						CHECK TOTAL	**61.01**		
999997	Sherifa Hussein	0000		INV	10/03/2025	SC 173662			
	ACCOUNT DETAIL					**LINE AMOUNT**			
	1 101 11600		General	AR MISC		206.00			
							206.00		
						CHECK TOTAL	**206.00**		
10204	Rice County	0000		INV	10/10/2025	091025			
	ACCOUNT DETAIL					**LINE AMOUNT**			
	1 Roberds 44371		Roberds Lk	SwrChrgCol		5,859.02			
							5,859.02		
						CHECK TOTAL	**5,859.02**		
10204	Rice County Recorder'	0002		INV	09/06/2025	202500001922			
	ACCOUNT DETAIL					**LINE AMOUNT**			
	1 Planning 43520		P & Z	RecordFee		46.00			
							46.00		
						CHECK TOTAL	**46.00**		

CLAIMS LIST REPORT
Detail Invoice List

CHECK RUN: 092425FF 09/24/2025
DUE DATE: 09/24/2025

CASH ACCOUNT: Treasury 10100 Cash

VENDOR		REMIT	PO	TYPE	DUE DATE	INVOICE	AMOUNT	VOUCHER	CHECK
10904	River Bend Nature Cen	0000		INV	09/25/2025	2025-211 RB			
	ACCOUNT DETAIL					**LINE AMOUNT**			
	1 CharGmbl 44383		Char Gmbl	DonCvcOrg		2,500.00			
							2,500.00		
						CHECK TOTAL	**2,500.00**		
10906	Rockmount Research &	0000		INV	10/09/2025	1296403			
	ACCOUNT DETAIL					**LINE AMOUNT**			
	1 EqMaint 42010		EqMaint	Supplies		238.38			
							238.38		
						CHECK TOTAL	**238.38**		
10239	Roger Rosen	0000		INV	09/27/2025	CAL3532371			
	ACCOUNT DETAIL					**LINE AMOUNT**			
	1 Library 42190		Library	Books		186.03			
							186.03		
						CHECK TOTAL	**186.03**		
10605	Rosenbauer Minnesota	0000		EFT	09/26/2025	0000080750			
	ACCOUNT DETAIL					**LINE AMOUNT**			
	1 Fire 44040		Fire	MachEqRpr		4,255.63			
							4,255.63		
10605	Rosenbauer Minnesota	0000		EFT	10/05/2025	0000081042			
	ACCOUNT DETAIL					**LINE AMOUNT**			
	1 Fire 42210		Fire	VehEqParts		67.47			
							67.47		
						CHECK TOTAL	**4,323.10**		
10607	Safety-Kleen Systems	0000		INV	10/12/2025	98033600			
	ACCOUNT DETAIL					**LINE AMOUNT**			
	1 EqMaint 44040		EqMaint	MachEqRpr		407.79			
							407.79		
						CHECK TOTAL	**407.79**		
10610	Schindler Elevator Co	0000		INV	10/04/2025	4607227414			
	ACCOUNT DETAIL					**LINE AMOUNT**			
	1 Lib Fac 44010		Lib Fac	Bldg Maint		594.09			
							594.09		

CLAIMS LIST REPORT
Detail Invoice List

CHECK RUN: 092425FF 09/24/2025
DUE DATE: 09/24/2025

CASH ACCOUNT: Treasury 10100 Cash

VENDOR		REMIT	PO	TYPE	DUE DATE	INVOICE	AMOUNT	VOUCHER	CHECK
						CHECK TOTAL	**594.09**		
10193	Walter D Schirmer	0000		EFT	09/30/2025	1386			
	ACCOUNT DETAIL					**LINE AMOUNT**			
	1 Lib Fac 44010		Lib Fac	Bldg Maint		495.00			
							495.00		
						CHECK TOTAL	**495.00**		
10612	Selco	0000		EFT	10/03/2025	053687			
	ACCOUNT DETAIL					**LINE AMOUNT**			
	1 Library 43250		Library	Other Comm		2,198.50			
							2,198.50		
						CHECK TOTAL	**2,198.50**		
10614	Sherwin Williams Comp	0000		INV	10/08/2025	0329-9			
	ACCOUNT DETAIL					**LINE AMOUNT**			
	1 CC Fac 42230		CC Fac	Bldg Supp		164.08			
							164.08		
						CHECK TOTAL	**164.08**		
10194	Sophos Payment Resour	0000		EFT	09/27/2025	18937649			
	ACCOUNT DETAIL					**LINE AMOUNT**			
	1 IT 43095		IT	SoftwrSupp		1,920.00			
							1,920.00		
						CHECK TOTAL	**1,920.00**		
10933	Southern Minnesota Yo	0000		INV	09/24/2025	082525 Reg			
	ACCOUNT DETAIL					**LINE AMOUNT**			
	1 Youth 43090		Youth	ProfSrvc		400.00			
							400.00		
						CHECK TOTAL	**400.00**		
10124	Springbrook Holding C	0000		EFT	09/30/2025	INV-021569			
	ACCOUNT DETAIL					**LINE AMOUNT**			
	1 Water 44325		Water	BnkFeeChrg		1,768.00			
	2 SwrColl 44325		Sewer Coll	BnkFeeChrg		1,768.00			
							3,536.00		

CLAIMS LIST REPORT
Detail Invoice List

CHECK RUN: 092425FF 09/24/2025
DUE DATE: 09/24/2025

CASH ACCOUNT: Treasury 10100 Cash

VENDOR		REMIT	PO	TYPE	DUE DATE	INVOICE	AMOUNT	VOUCHER	CHECK
10124	Springbrook Holding C	0000		EFT	09/30/2025	TM INV-009957			
	ACCOUNT DETAIL					**LINE AMOUNT**			
	1 Water 43090		Water	ProfSrvc		50.00			
	2 SwrRecl 43090		SewerReclm	ProfSrvc		50.00			
	3 Storm 43090		Storm Wtr	ProfSrvc		25.00			
							125.00		
10124	Springbrook Holding C	0000		EFT	09/30/2025	INV-021651			
	ACCOUNT DETAIL					**LINE AMOUNT**			
	1 Water 43095		Water	SoftwrSupp		403.62			
	2 SwrRecl 43095		SewerReclm	SoftwrSupp		403.62			
	3 Storm 43095		Storm Wtr	SoftwrSupp		201.80			
							1,009.04		
						CHECK TOTAL	**4,670.04**		
10024	Stantec Consulting Se	0000	81	EFT	09/27/2025	2445943			
	ACCOUNT DETAIL					**LINE AMOUNT**			
	1 Water 45300		Water	Impr Other		110.50			
							110.50		
10024	Stantec Consulting Se	0000	119	EFT	09/27/2025	2445945			
	ACCOUNT DETAIL					**LINE AMOUNT**			
	1 Prklnd 45300		Prk Dedica	Impr Other		17,531.50			
							17,531.50		
						CHECK TOTAL	**17,642.00**		
10108	Star Sports & Apparel	0000		EFT	10/10/2025	Clover 2025 Sep17			
	ACCOUNT DETAIL					**LINE AMOUNT**			
	1 Fire 42180		Fire	Uniforms		180.00			
							180.00		
						CHECK TOTAL	**180.00**		
10630	State Industrial Prod	0000		INV	10/09/2025	903918674			
	ACCOUNT DETAIL					**LINE AMOUNT**			
	1 EqMaint 42010		EqMaint	Supplies		308.22			
							308.22		
						CHECK TOTAL	**308.22**		

CLAIMS LIST REPORT
Detail Invoice List

CHECK RUN: 092425FF 09/24/2025
DUE DATE: 09/24/2025

CASH ACCOUNT: Treasury 10100 Cash

VENDOR		REMIT	PO	TYPE	DUE DATE	INVOICE	AMOUNT	VOUCHER	CHECK
10080	Storm Training Group	0000		INV	10/11/2025	BA5E2A98-0002			
	ACCOUNT DETAIL					**LINE AMOUNT**			
	1 Police 43140		Police	Train&Ed		598.00			
							598.00		
						CHECK TOTAL	**598.00**		
10243	Swank Motion Pictures	0000		INV	09/13/2025	DB 4036457			
	ACCOUNT DETAIL					**LINE AMOUNT**			
	1 Youth 43090		Youth	ProfSrvc		405.00			
							405.00		
						CHECK TOTAL	**405.00**		
10950	T-Mobile	0000		INV	09/20/2025	971611668 August			
	ACCOUNT DETAIL					**LINE AMOUNT**			
	1 Library 43096		Library	OnLineRes		59.50			
							59.50		
						CHECK TOTAL	**59.50**		
10645	Thomson Reuters - Wes	0000		INV	10/01/2025	852448774			
	ACCOUNT DETAIL					**LINE AMOUNT**			
	1 Police 43095		Police	SoftwrSupp		429.00			
							429.00		
						CHECK TOTAL	**429.00**		
10648	Timm's Trucking Inc	0000		EFT	09/26/2025	73303			
	ACCOUNT DETAIL					**LINE AMOUNT**			
	1 Parks 42010		P&Tmaint	Supplies		1,823.96			
							1,823.96		
						CHECK TOTAL	**1,823.96**		
10133	Truck Center Companie	0002		EFT	08/04/2025	XA304187571:01			
	ACCOUNT DETAIL					**LINE AMOUNT**			
	1 StrMaint 42210		StrMaint	VehEqParts		-69.11			
							-69.11		
10133	Truck Center Companie	0002		EFT	10/05/2025	XA304189303:01			
	ACCOUNT DETAIL					**LINE AMOUNT**			
	1 StrMaint 42210		StrMaint	VehEqParts		83.74			
							83.74		

CLAIMS LIST REPORT
Detail Invoice List

CHECK RUN: 092425FF 09/24/2025
DUE DATE: 09/24/2025

CASH ACCOUNT: Treasury 10100 Cash

VENDOR		REMIT	PO	TYPE	DUE DATE	INVOICE	AMOUNT	VOUCHER	CHECK
10133	Truck Center Companie	0002		EFT	08/18/2025	XA304188395:01			
	ACCOUNT DETAIL					**LINE AMOUNT**			
	1 StrMaint 42210		StrMaint	VehEqParts		-10.92			
							-10.92		
						CHECK TOTAL	**3.71**		
10222	Tyler Technologies In	0000		EFT	10/01/2025	045-534406			
	ACCOUNT DETAIL					**LINE AMOUNT**			
	1 CP Govt 44050		CP Govt	EOMaint		67.50			
							67.50		
10222	Tyler Technologies In	0000		EFT	09/27/2025	045-535911			
	ACCOUNT DETAIL					**LINE AMOUNT**			
	1 CP Govt 43090		CP Govt	ProfSrvc		3,260.00			
							3,260.00		
						CHECK TOTAL	**3,327.50**		
999998	Ambrose Thomas	0000		INV	09/17/2025	712			
	ACCOUNT DETAIL					**LINE AMOUNT**			
	1 601 20200		Water	AP		1.04			
							1.04		
						CHECK TOTAL	**1.04**		
999998	Andrew E Larson	0000		INV	09/17/2025	729			
	ACCOUNT DETAIL					**LINE AMOUNT**			
	1 601 20200		Water	AP		73.47			
							73.47		
						CHECK TOTAL	**73.47**		
999998	Anne Gaasedelen	0000		INV	09/17/2025	713			
	ACCOUNT DETAIL					**LINE AMOUNT**			
	1 601 20200		Water	AP		26.01			
							26.01		
						CHECK TOTAL	**26.01**		
999998	Barbara Swanson	0000		INV	09/17/2025	709			
	ACCOUNT DETAIL					**LINE AMOUNT**			
	1 601 20200		Water	AP		52.46			
							52.46		

CLAIMS LIST REPORT
Detail Invoice List

CHECK RUN: 092425FF 09/24/2025
DUE DATE: 09/24/2025

CASH ACCOUNT: Treasury 10100 Cash

VENDOR		REMIT	PO	TYPE	DUE DATE	INVOICE	AMOUNT	VOUCHER	CHECK
						CHECK TOTAL	**52.46**		
999998	Brent Oraskovich	0000		INV	09/17/2025	720			
	ACCOUNT DETAIL					**LINE AMOUNT**			
	1 601 20200		Water	AP		42.08			
							42.08		
						CHECK TOTAL	**42.08**		
999998	Damian Baum	0000		INV	09/17/2025	707			
	ACCOUNT DETAIL					**LINE AMOUNT**			
	1 601 20200		Water	AP		5.37			
							5.37		
						CHECK TOTAL	**5.37**		
999998	Daniel Woods or Angel	0000		INV	09/17/2025	730			
	ACCOUNT DETAIL					**LINE AMOUNT**			
	1 601 20200		Water	AP		24.66			
							24.66		
						CHECK TOTAL	**24.66**		
999998	Erickson Furniture	0000		INV	09/17/2025	715			
	ACCOUNT DETAIL					**LINE AMOUNT**			
	1 601 20200		Water	AP		37.97			
							37.97		
						CHECK TOTAL	**37.97**		
999998	Fieldstone Family Hom	0000		INV	09/17/2025	722			
	ACCOUNT DETAIL					**LINE AMOUNT**			
	1 601 20200		Water	AP		36.95			
							36.95		
						CHECK TOTAL	**36.95**		
999998	Joan Mathews	0000		INV	09/17/2025	711			
	ACCOUNT DETAIL					**LINE AMOUNT**			
	1 601 20200		Water	AP		86.40			
							86.40		
						CHECK TOTAL	**86.40**		

CLAIMS LIST REPORT
Detail Invoice List

CHECK RUN: 092425FF 09/24/2025
DUE DATE: 09/24/2025

CASH ACCOUNT: Treasury 10100 Cash

VENDOR		REMIT	PO	TYPE	DUE DATE	INVOICE	AMOUNT	VOUCHER	CHECK
999998	Jodi Gust	0000		INV	09/17/2025	721			
	ACCOUNT DETAIL					**LINE AMOUNT**			
	1 601 20200		Water	AP		135.44			
							135.44		
						CHECK TOTAL	**135.44**		
999998	Joel or Maryann Drage	0000		INV	09/17/2025	726			
	ACCOUNT DETAIL					**LINE AMOUNT**			
	1 601 20200		Water	AP		19.72			
							19.72		
						CHECK TOTAL	**19.72**		
999998	Jon or Rebecca Steinb	0000		INV	09/17/2025	717			
	ACCOUNT DETAIL					**LINE AMOUNT**			
	1 601 20200		Water	AP		7.64			
							7.64		
						CHECK TOTAL	**7.64**		
999998	Julee Daniels	0000		INV	09/17/2025	714			
	ACCOUNT DETAIL					**LINE AMOUNT**			
	1 601 20200		Water	AP		1.91			
							1.91		
						CHECK TOTAL	**1.91**		
999998	Kyle or Brittany Stan	0000		INV	09/17/2025	724			
	ACCOUNT DETAIL					**LINE AMOUNT**			
	1 601 20200		Water	AP		57.48			
							57.48		
						CHECK TOTAL	**57.48**		
999998	Mary Benoit	0000		INV	09/17/2025	716			
	ACCOUNT DETAIL					**LINE AMOUNT**			
	1 601 20200		Water	AP		31.43			
							31.43		
						CHECK TOTAL	**31.43**		

CLAIMS LIST REPORT
Detail Invoice List

CHECK RUN: 092425FF 09/24/2025
DUE DATE: 09/24/2025

CASH ACCOUNT: Treasury 10100 Cash

VENDOR		REMIT	PO	TYPE	DUE DATE	INVOICE	AMOUNT	VOUCHER	CHECK
999998	Maureen Nelson	0000		INV	09/17/2025	710			
	ACCOUNT DETAIL					**LINE AMOUNT**			
	1 601 20200		Water	AP		69.55			
							69.55		
						CHECK TOTAL	**69.55**		
999998	Merric Bilotta	0000		INV	09/17/2025	725			
	ACCOUNT DETAIL					**LINE AMOUNT**			
	1 601 20200		Water	AP		37.80			
							37.80		
						CHECK TOTAL	**37.80**		
999998	Mikala Caron	0000		INV	09/17/2025	723			
	ACCOUNT DETAIL					**LINE AMOUNT**			
	1 601 20200		Water	AP		103.73			
							103.73		
						CHECK TOTAL	**103.73**		
999998	MJVO HOLDINGS LTD	0000		INV	09/17/2025	718			
	ACCOUNT DETAIL					**LINE AMOUNT**			
	1 601 20200		Water	AP		7.27			
							7.27		
						CHECK TOTAL	**7.27**		
999998	Patrick or Jackalyn H	0000		INV	09/17/2025	728			
	ACCOUNT DETAIL					**LINE AMOUNT**			
	1 601 20200		Water	AP		124.83			
							124.83		
						CHECK TOTAL	**124.83**		
999998	Richard Gardner	0000		INV	09/17/2025	727			
	ACCOUNT DETAIL					**LINE AMOUNT**			
	1 601 20200		Water	AP		34.63			
							34.63		
						CHECK TOTAL	**34.63**		

CLAIMS LIST REPORT
Detail Invoice List

CHECK RUN: 092425FF 09/24/2025
DUE DATE: 09/24/2025

CASH ACCOUNT: Treasury 10100 Cash

VENDOR		REMIT	PO	TYPE	DUE DATE	INVOICE	AMOUNT	VOUCHER	CHECK
999998	Rick Cashin Construct	0000		INV	09/17/2025	708			
	ACCOUNT DETAIL					**LINE AMOUNT**			
	1 601 20200		Water	AP		35.24			
							35.24		
						CHECK TOTAL	**35.24**		
999998	Rosemary Nowack	0000		INV	09/17/2025	731			
	ACCOUNT DETAIL					**LINE AMOUNT**			
	1 601 20200		Water	AP		44.22			
							44.22		
						CHECK TOTAL	**44.22**		
999998	Susanna Schell	0000		INV	09/17/2025	719			
	ACCOUNT DETAIL					**LINE AMOUNT**			
	1 601 20200		Water	AP		76.99			
							76.99		
						CHECK TOTAL	**76.99**		
10270	Ultimate Safety Conce	0000		EFT	10/04/2025	218888			
	ACCOUNT DETAIL					**LINE AMOUNT**			
	1 Fire 42410		Fire	MinorEquip		354.00			
							354.00		
						CHECK TOTAL	**354.00**		
10655	Union Pacific Railroa	0000		EFT	09/13/2025	90148416			
	ACCOUNT DETAIL					**LINE AMOUNT**			
	1 Prklnd 45300		Prk Dedica	Impr Other		978.00			
							978.00		
						CHECK TOTAL	**978.00**		
10656	Utility Consultants I	0000		EFT	09/21/2025	124987			
	ACCOUNT DETAIL					**LINE AMOUNT**			
	1 SwrRecl 43090		SewerReclm	ProfSrvc		1,124.68			
							1,124.68		
						CHECK TOTAL	**1,124.68**		

CLAIMS LIST REPORT
Detail Invoice List

CHECK RUN: 092425FF 09/24/2025
DUE DATE: 09/24/2025

CASH ACCOUNT: Treasury 10100 Cash

VENDOR		REMIT	PO	TYPE	DUE DATE	INVOICE	AMOUNT	VOUCHER	CHECK
10659	Jeffrey Valek	0000		INV	10/10/2025	2009			
	ACCOUNT DETAIL					**LINE AMOUNT**			
	1 Parks 44010		P&Tmaint	Bldg Maint		1,200.00			
							1,200.00		
						CHECK TOTAL	**1,200.00**		
10661	W W Goetsch Associate	0000		INV	10/03/2025	115241			
	ACCOUNT DETAIL					**LINE AMOUNT**			
	1 Water 44040		Water	MachEqRpr		2,505.00			
							2,505.00		
						CHECK TOTAL	**2,505.00**		
10964	Wal-Mart	0000		INV	09/13/2025	6714833399			
	ACCOUNT DETAIL					**LINE AMOUNT**			
	1 Aquatic 42010		AquaticCtr	Supplies		46.63			
							46.63		
10964	Wal-Mart	0000		INV	09/06/2025	670983433			
	ACCOUNT DETAIL					**LINE AMOUNT**			
	1 Youth 42010		Youth	Supplies		104.88			
							104.88		
10964	Wal-Mart	0000		INV	09/05/2025	670912631			
	ACCOUNT DETAIL					**LINE AMOUNT**			
	1 Youth 42010		Youth	Supplies		51.33			
							51.33		
10964	Wal-Mart	0000		INV	09/04/2025	670818942			
	ACCOUNT DETAIL					**LINE AMOUNT**			
	1 Youth 42010		Youth	Supplies		163.34			
							163.34		
10964	Wal-Mart	0000		INV	09/04/2025	670800136			
	ACCOUNT DETAIL					**LINE AMOUNT**			
	1 Youth 42010		Youth	Supplies		70.79			
							70.79		
10964	Wal-Mart	0000		CRM	07/17/2025	669531028CR			
	ACCOUNT DETAIL					**LINE AMOUNT**			
	1 CC Admin 42010		CC Admin	Supplies		-27.65			
							-27.65		

CLAIMS LIST REPORT
Detail Invoice List

CHECK RUN: 092425FF 09/24/2025
DUE DATE: 09/24/2025

CASH ACCOUNT: Treasury 10100 Cash

VENDOR		REMIT	PO	TYPE	DUE DATE	INVOICE	AMOUNT	VOUCHER	CHECK
10964	Wal-Mart	0000		CRM	07/10/2025	669049973CR			
	ACCOUNT DETAIL					**LINE AMOUNT**			
	1 Youth 42010	25901	Youth	Supplies		-71.34			
							-71.34		
10964	Wal-Mart	0000		CRM	07/09/2025	668960051CR			
	ACCOUNT DETAIL					**LINE AMOUNT**			
	1 Fire Fac 42230		Fire Fac	Bldg Supp		-26.46			
							-26.46		
10964	Wal-Mart	0000		CRM	07/08/2025	668887133CR			
	ACCOUNT DETAIL					**LINE AMOUNT**			
	1 Library 42010		Library	Supplies		-121.78			
							-121.78		
10964	Wal-Mart	0000		CRM	07/03/2025	668670291CR			
	ACCOUNT DETAIL					**LINE AMOUNT**			
	1 Aquatic 42010		AquaticCtr	Supplies		-118.19			
							-118.19		
10964	Wal-Mart	0000		CRM	07/01/2025	668480825CR			
	ACCOUNT DETAIL					**LINE AMOUNT**			
	1 Youth 42010	25901	Youth	Supplies		-31.82			
							-31.82		
						CHECK TOTAL	**39.73**		
10005	Walton's Inc	0001		EFT	10/03/2025	IN202732			
	ACCOUNT DETAIL					**LINE AMOUNT**			
	1 SwrRecl 42010		SewerReclm	Supplies		735.84			
							735.84		
10005	Walton's Inc	0001		EFT	10/08/2025	IN203681			
	ACCOUNT DETAIL					**LINE AMOUNT**			
	1 SwrRecl 42210		SewerReclm	VehEqParts		183.96			
							183.96		
						CHECK TOTAL	**919.80**		
10662	Waste Management of W	0000		INV	10/02/2025	9350912-2282-5			
	ACCOUNT DETAIL					**LINE AMOUNT**			
	1 Parks 43840		P&Tmaint	RefuseDisp		436.08			
							436.08		

CLAIMS LIST REPORT
Detail Invoice List

CHECK RUN: 092425FF 09/24/2025
DUE DATE: 09/24/2025

CASH ACCOUNT: Treasury 10100 Cash

VENDOR		REMIT	PO	TYPE	DUE DATE	INVOICE	AMOUNT	VOUCHER	CHECK
10662	Waste Management of W	0000		INV	10/02/2025	9350913-2282-3			

ACCOUNT DETAIL					LINE AMOUNT
1	Airport	43840	Airport	RefuseDisp	135.41
2	Aquatic	43840	AquaticCtr	RefuseDisp	552.58
3	CC Fac	43840	CC Fac	RefuseDisp	159.85
4	CH Fac	43840	CH Maint	RefuseDisp	132.69
5	Fire Fac	43840	Fire Fac	RefuseDisp	123.91
6	Lib Fac	43840	Lib Fac	RefuseDisp	159.85
7	Parks	43840	P&Tmaint	RefuseDisp	1,282.90
8	Pol Fac	43840	Pol Fac	RefuseDisp	129.66
9	PW Fac	43840	PW Fac	RefuseDisp	1,025.23
10	Soccer	43840	SoccerComp	RefuseDisp	100.91
11	Storm	43840	Storm Wtr	RefuseDisp	15.17
12	SwrColl	43840	Sewer Coll	RefuseDisp	106.70
13	SwrRecl	43840	SewerReclm	RefuseDisp	1,452.47
14	Water	43840	Water	RefuseDisp	106.70
15	Wshngtn	43840	Wshngtn	RefuseDisp	56.64

5,540.67

CHECK TOTAL 5,976.75

VENDOR		REMIT	PO	TYPE	DUE DATE	INVOICE	AMOUNT	VOUCHER	CHECK
10973	Xcel Energy	0000		INV	09/30/2025	942817402			

ACCOUNT DETAIL					LINE AMOUNT
1	StrLight	43810	StrLight	Elec Util	21,337.07

21,337.07

VENDOR		REMIT	PO	TYPE	DUE DATE	INVOICE	AMOUNT	VOUCHER	CHECK
10973	Xcel Energy	0000		CRM	09/30/2025	942863169			

ACCOUNT DETAIL					LINE AMOUNT
1	StrLight	43810	StrLight	Elec Util	-7.71

-7.71

VENDOR		REMIT	PO	TYPE	DUE DATE	INVOICE	AMOUNT	VOUCHER	CHECK
10973	Xcel Energy	0000		INV	10/11/2025	944102667			

ACCOUNT DETAIL					LINE AMOUNT
1	StrLight	43810	StrLight	Elec Util	21.23

21.23

CHECK TOTAL 21,350.59

353	INVOICES	WARRANT TOTAL	1,099,298.86	1,099,298.86

Request for Council Action

TO:	Mayor and City Council
THROUGH:	Jessica Kinser, City Administrator
FROM:	Rochelle Anderholm-Parsch, Parks and Recreation Director
MEETING DATE:	September 23, 2025
SUBJECT:	Resolution 2025-230 Approve Street Closures for Faribault High School Homecoming Parade

---

Background:
Faribault High School will be hosting its Homecoming activities the week of September 29, 2025. They will host their Homecoming Parade at 2:00 p.m. on Friday, October 3, 2025. They plan to use the same route as they did last year.

The parade will begin at the Faribault High School. Float staging and lineup will be on 9th Avenue SW adjacent to the high school parking lot and continue east on 3rd Street SW. The parade will begin on 9th Avenue SW and proceed south to 9th Street SW, west on 9th Street SW to Prairie Avenue, north on Prairie Avenue SW and end at the high school back parking lot entrance by South Central College. They are requesting these roads closed for their parade.

Recommendation:
Approve Resolution 2025-230 as requested.

Attachments:
1. Resolution 2025-230 Approve Street Closures for FHS Homecoming Parade
2. Homecoming Parade Map

State of Minnesota
County of Rice

CITY OF FARIBAULT

RESOLUTION #2025-230

APPROVE STREET CLOSURES FOR FARIBAULT HIGH SCHOOL HOMECOMING PARADE

WHEREAS, the Faribault High School is hosting its annual Homecoming activities the week of September 29, 2025, and;

WHEREAS, they plan to have their Homecoming Parade at 2:00 p.m. on Friday, October 3, 2025, and;

WHEREAS, the Faribault City Council is supportive of these events, and

WHEREAS, Section 15-57 of the Faribault Code of Ordinances provides for temporary parking restrictions by means of Council resolution.

NOW, THEREFORE BE IT RESOLVED, that 9th Avenue SW from 3rd Street SW to 9th Street SW from 2:00 p.m. to 3:00 p.m. on Friday, October 3, 2025, will be closed for the Faribault High School Homecoming Parade.

ALSO, BE IT RESOLVED, that 9th Street SW from 9th Avenue SW to Prairie Avenue SW, and Prairie Avenue SW from 9th Street SW to the high school back parking lot will also be closed from 2:00 p.m. to 3:00 p.m. for the parade.

ALSO, BE IT RESOLVED, that 9th Street SW adjacent to the high school parking lot and east on 3rd Street SW will be closed from 1:30 p.m. to 2:30 p.m. for parade staging.

ALSO, BE IT RESOLVED, that the event sponsor should enter into the City's standard agreement regarding street closures and sponsored events.

Date Adopted: September 23, 2025

Faribault City Council

_____

Thomas J. Spooner, Mayor

ATTEST:

_____

Jessica L. Kinser City Administrator

Shane Gunderson
Activities Director
sgunderson@faribault.k12.mn.us
Mobile (507)412-1552

Request for Council Action

TO:	Mayor and City Council
THROUGH:	Jessica Kinser, City Administrator
FROM:	John Sherwin, Chief of Police
MEETING DATE:	September 23, 2025
SUBJECT:	Mutual Aid Agreement Between the Faribault Police Department and the Minnesota Department of Corrections

---

Background:

The existing mutual aid agreement between the Minnesota Department of Corrections and Faribault Police Department is set to expire at the end of the year. In accordance with State Statute, a mutual aid agreement offers reciprocal emergency assistance and management in an emergency or disaster too great to be dealt with unassisted. By renewing the mutual aid agreement, a formalized process is created to make equipment, personnel, and other resources available to parties under the agreement.

Recommendation:

Approve Mutual Aid Agreement

Attachments:

1. DOC Mutual-Aid Agreement Faribault PD

Minnesota Department of Corrections Mutual Aid Agreement

This agreement is between the State of Minnesota, Department of Corrections (DOC), Minnesota Correctional Facility Faribault

and

Faribault Police Department

Purpose

This Agreement is made pursuant to Minn. Stat. § 471.59, which authorizes the joint and cooperative exercise of powers common to the parties; Minn. Stat. § 12.27, subd. 1, which authorizes mutual aid arrangements for reciprocal emergency management aid and assistance in an emergency or disaster too great to be dealt with unassisted; and DOC Policy 300.036, which allows emergency assistance to or from local governmental correctional or law enforcement systems through use of mutual aid agreements. The intent is to make equipment, personnel, and other resources available to parties under this agreement.

Definitions

1. "Party" means a governmental unit as defined by Minn. Stat. § 471.59, subd. 1. "Parties" shall collectively mean more than one Party.
2. "Requesting Official" means the person designated by a Party who is responsible for requesting Assistance from other Parties.
3. "Requesting Party" means a Party that requests Assistance from other Parties.
4. "Responding Official" means the person designated by a Party who is responsible to determine whether and to what extent that Party should provide Assistance to a Requesting Party.
5. "Responding Party" means a Party that provides Assistance to a Requesting Party.
6. "Assistance" means, but is not limited to:
    - Law enforcement personnel and equipment.
    - Fire and/or emergency medical services personnel and equipment.
    - Public works/utility personnel and equipment.
    - Logistical support and supplies.
    - If applicable, other personnel and specialized equipment as listed below:

Procedure

1. **Request for Assistance**. Whenever, in the opinion of a Requesting Official, there is a need for Assistance from other Parties, the Requesting Official may call upon the Responding Official of any other Party to furnish Assistance.
    - For the DOC, the Requesting Official is the facility warden/director/designee in consultation with the Commissioner of Corrections/designee.
2. **Response to Request**. Upon the request for Assistance from a Requesting Party, the Responding Official may authorize and direct that Party's personnel to provide Assistance to the Requesting Party. This decision will be made after considering the needs of the Responding Party and the availability of resources.
    - For the DOC, the Responding Official is the facility warden/director/designee in consultation with the Commissioner of Corrections/designee.
3. **Recall of Assistance**. The Responding Official may at any time recall such Assistance when in their best judgment or by an order from the governing body/executive team of the Responding Party, it is considered to be in the best interests of the Responding Party to do so.
4. **Command of Scene.** The Requesting Party shall be in command of the mutual aid scene. The personnel and equipment of the Responding Party shall be under the direction and operational control of the Requesting Party until the Responding Official withdraws assistance.
5. **Limitations**
    - DOC staff may not use weapons, ammunition, or chemical agents to provide assistance, except in extraordinary circumstances, or as authorized by the Commissioner of Corrections/designee.
    - Unmanned Aerial Vehicles (UAV) – In accordance with Minn. Stat. § 243.552, authorization from the Commissioner of Corrections/designee must be obtained prior to flying a UAV over a state correctional facility.
    - Emergency Transportation – The DOC may provide emergency transportation of individuals who are in the custody of a local law enforcement agency (LEA). The LEA will provide sufficient staff to maintain security and control. At no time will the DOC have assumed custody of the individual.
    - Scheduled Events – DOC assistance, other than equipment, may not extend into operations such as crowd control for general public safety events or the enforcement of laws associated with scheduled public events without prior authorization from the Commissioner of Corrections/designee.

Workers' Compensation

Each Party shall be responsible for injuries or death of its own personnel. Each Party will maintain workers' compensation insurance or self-insurance coverage, covering its own personnel while they are providing Assistance pursuant to this Agreement. Each Party waives the right to sue any other Party for any workers' compensation benefits paid to its own employees, volunteers, or their dependents, even if the injuries were caused wholly or partially by the negligence of any other Party or its officers, employees, or volunteers.

Damage to equipment

Each Party shall be responsible for damages to or loss of its own equipment. Each Party waives the right to sue any other Party for any damages to or loss of its equipment, even if the damages or losses were caused wholly or partially by the negligence of any other Party or its officers, employees, or volunteers.

Liability

1. For the purposes of the Minnesota Municipal Tort Liability Act (Minn. Stat. Ch. 466), the employees and officers of the Responding Party are deemed to be employees (as defined in Minn. Stat. § 466.01, subd. 6) of the Requesting Party.

2. The Requesting Party agrees to defend and indemnify the Responding Party against any claims brought or actions filed against the Responding Party or any officer, employee, or volunteer of the Responding Party for injury to, death of, or damage to the property of any third person or persons, arising from the performance and provision of Assistance in responding to a request for Assistance by the Requesting Party pursuant to this Agreement.

   For purposes of determining total liability for damages pursuant to Minn. Stat. § 471.59, subd. 1a(b), the Parties are considered a single governmental unit, and the total liability of the Parties shall not exceed the limits on governmental liability for a single governmental unit as specified in Minn. Stat. § 466.04, subd. 1.

   The intent of this subdivision is to impose on each Requesting Party a duty to defend and indemnify a Responding Party for claims arising within the Requesting Party's jurisdiction subject to the limits of liability under Minnesota Statutes Chapter 466. The purpose of creating this duty to defend and indemnify is to simplify the defense of claims by eliminating conflicts among defendants, and to permit liability claims against multiple defendants from a single occurrence to be defended by a single attorney.

3. No party to this Agreement nor any officer of any Party shall be liable to any other Party or to any other person for failure of any Party to furnish Assistance to any other Party, or for recalling Assistance, both as described in this Agreement.

Charges to the Requesting Party

1. No charges will be levied by a Responding Party to this Agreement for Assistance rendered to a Requesting Party under the terms of this Agreement unless that Assistance continues for a period of more than 24 hours. If Assistance provided under this Agreement continues for more than 24 hours, the Responding Party may submit to the Requesting Party an itemized bill for the actual cost of any Assistance provided after the initial 24-hour period, including salaries, overtime, materials and supplies and other necessary expenses. The Requesting Party will reimburse the Party providing the Assistance for that amount.

2. In this scenario, the agreement must be amended to reflect the expenditure of funds by the appropriate party.

3. Such charges are not contingent upon the availability of federal government funds.

4. All wage calculations shall start at zero hours at the beginning of the deployment.

5. All equipment shall be reimbursed at the current applicable FEMA Rate, unless the assisting jurisdiction/organization has a documented rate (pre-deployment) for which they charge.

6. If agreed upon prior to deployment and authorized by the Responding Parties' existing contracts, policies, and unions, the Responding Party may be reimbursed for backfill/staffing cost as well as any reasonable administrative fee as a result of the deployment.

Release of Information.

All information, directly or indirectly, associated with a response under this agreement is the property and responsibility of the Requesting Party. Any person(s), directly or indirectly, involved in any operation cannot release information, documents, or direct statements to the public or news media unless authorized. All information shall be vetted and approved for release by a Requesting Official or his or her designee.

Government Data and Privacy

The parties agree to abide by the applicable provisions of the Minnesota Government Data Practices Act (Minn. Stat. Ch. 13), HIPAA requirements, and all other applicable state or federal rules, regulations or orders pertaining to privacy or confidentiality. The parties understand that all the data created, collected, received, stored, used, maintained or disseminated by the parties in providing assistance during the period of deployment is subject to the requirements of Chapter 13.

Applicable Law

The laws of the State of Minnesota shall govern all interpretations of this agreement and appropriate venue and jurisdiction for any litigation which may arise hereunder will be in those courts located within the Requesting Party's County, State of Minnesota.

Duration

This Agreement will remain in effect for a period of one (1) year from the date of execution and shall be subject to review and update on an annual basis. Any Party may withdraw from this Agreement upon thirty (30) days written notice to the other Party or Parties to the Agreement.

REMAINDER OF PAGE INTENTIONALLY LEFT BLANK

signature page follows

Execution
Each party hereto has read, agreed to, and executed this Mutual Aid Agreement on the date indicated.

1. Dept. of Corrections

Minnesota Dept. of Corrections – Commissioner

By: _____

Print Name: Click or tap here to enter text.

Date: Click or tap to enter a date.

Minnesota Dept. of Corrections – Warden/Director

By: _____

Print Name: Click or tap here to enter text.

Facility Name: Click or tap here to enter text.

Date: Click or tap to enter a date.

Minnesota Dept. of Corrections - Emergency Preparedness & Operational Support (EPOS) Representative

By: _____

Print Name: Click or tap here to enter text.

Date: Click or tap to enter a date.

2. Governmental Unit

Faribault Police Department

Address: 25 4th St. NW

Faribault, MN 55021

By: _____

Print Name: Thomas Spooner

Title: Mayor

Date: 9/23/2025

(*Additional Signature (as required)**

By: _____

Print Name: Jessica Kinser

Title: City Administrator

Date: 9/23/2025

(*Additional Signature (as required)**

By: _____

Print Name: John Sherwin

Title: Chief of Police

Date: 9/23/2025

Request for Council Action

TO:	Mayor and City Council
THROUGH:	Jessica Kinser, City Administrator
FROM:	Rochelle Anderholm-Parsch
MEETING DATE:	September 23, 2025
SUBJECT:	Resolution 2025-233 Approve CIP Purchases for North Alexander Park Parking Lot #2

Background:

The 2025 CIP has $50,000 budgeted for gravel, asphalt, and concrete work for the rebuild of Parking Lot #2 at North Alexander Park. Quotes have been obtained totaling $46,689.42. This amount is within the $50,000 allocated in the 2025 CIP for this anticipated project. We are seeking authorization to proceed with the improvements to Parking Lot #2 at North Alexander Park.

Kielmeyer Construction	$1,208.21
Healy Construction	$6,266.50
Crane Creek Asphalt	$39,214.71
Total	$46,689.42

Recommendation:

Approve Resolution 2025-233 as requested.

Attachments:

1. Resolution 2025-233 Approve CIP Improvements to Norh Alexander Park Parking Lot #2

State of Minnesota
County of Rice

CITY OF FARIBAULT

RESOLUTION #2025-233

APPROVE CIP PURCHASES FOR NORTH ALEXANDER PARK PARKING LOT #2

WHEREAS, the City of Faribault Parks and Recreation Department operates numerous parks and facilities; and

WHEREAS, the Department seeks authorization for the improvements of Parking Lot #2 at North Alexander Park; and

WHEREAS, the City 2025 Capital Improvement Plan and Budget includes $50,000 allocated to rebuild parking lot #2 in North Alexander Park; and

WHEREAS, quotes have been obtained totaling $46,689.42.

NOW, THEREFORE BE IT RESOLVED, that the Parks and Recreation Department is hereby approved to purchase materials and proceed with the proposed improvements to rebuild parking lot #2 in North Alexander Park as outlined in the 2025 CIP.

Adopted: September 23, 2025

Faribault City Council

_____

Thomas J. Spooner, Mayor

ATTEST:

_____

Jessica L. Kinser City Administrator

Request for Council Action

TO:	Mayor and City Council
THROUGH:	Jessica Kinser, City Administrator
FROM:	Mark DuChene, Director of Engineering
MEETING DATE:	September 23, 2025
SUBJECT:	Resolution 2025-234 Declare Costs to be Assessed and Establish Special Assessment Hearing for Airtech 2 Street, Utility and Stormwater Improvements - Contract 2022-07

Background:

The improvements constructed as part of the Airtech 2 Street, Utility and Stormwater Improvements project (Contract 2022-07) are substantially completed. Part of the financing for the project includes special assessments of the abutting/benefiting properties. The assessment rates for the subject project are shown on the attached assessment roll.

The attached resolution declares the cost to be assessed and schedules a special assessment hearing on October 28, 2025. The project proposes to assess a total of 5 parcels in the amount of $956,921.09. A copy of the proposed final assessment roll is attached.

Recommendation:

Approve Resolution 2025-234 Declare Costs to be Assessed and Establish Special Assessment Hearing for Airtech 2 Street, Utility and Stormwater Improvements - Contract 2022-07

Attachments:

1. Resolution 2025-234 Declare Costs to be Assessed 2022-07
2. (2022-07) Special Assessment Rolls

State of Minnesota
County of Rice

CITY OF FARIBAULT

RESOLUTION #2025-234

DECLARE COSTS TO BE ASSESSED AND ESTABLISH SPECIAL ASSESSMENT HEARING FOR THE AIRTECH 2 STREET, UTILITY AND STORMWATER IMPROVEMENTS - CONTRACT 2022-07

WHEREAS, Resolution 2023-184, adopted on September 26, 2023, following a Public Hearing, ordered the Airtech 2 Street, Utility and Stormwater Improvements project (Contract 2022-07), and;

WHEREAS, said resolution estimated the total cost of the improvement to be $1,400,00.00, and declared that all or a portion of the cost would be assessed to benefiting property owners, and;

WHEREAS, the work included in this improvement project is substantially completed.

NOW, THEREFORE BE IT RESOLVED, the cost of said improvements proposed to be assessed to the benefiting properties for the Airtech 2 Street, Utility and Stormwater Improvements project (Contract 2022-07) is hereby declared to be $956,921.09, and;

ALSO, BE IT RESOLVED, a hearing shall be held on October 28, 2025, in the City Hall at 6:00 p.m. to pass upon such proposed assessment and at such time and place all persons owning property affected by such improvement will be given an opportunity to be heard with reference to such assessment.

ALSO, BE IT RESOLVED, the City Administrator is hereby directed to cause a notice of the hearing on the proposed assessment to be published once in the official newspaper at least two weeks prior to the hearing, and shall state in the notice the total cost of the improvement. The City Administrator shall also cause mailed notice to be given to the owner of each parcel described in the assessment roll not less than two weeks prior to the hearing.

ALSO, BE IT RESOLVED, the City Administrator, with the assistance of the City Engineer, shall forthwith calculate the proper amount to be specially assessed for such improvement against every assessable lot, piece, or parcel of land within the district affected, without regard to cash

valuation, as provided by law, and shall file a copy of such proposed assessment in their office for public inspection.

Date Adopted: September 23, 2025

Faribault City Council

_____

Thomas J. Spooner, Mayor

ATTEST:

_____

Jessica L. Kinser, City Administrator

FINAL SPECIAL ASSESSMENT ROLL
Airtech 2 Street, Utility and Stormwater Improvements

Part 1 Airtech 2 Stormwater Improvements

PARCELID	DEEDHOLD	STREET NUM	STREETNAME	MAIL ADDRESS	MAILCITY	MAIL STATE	MAILZIP	TOTAL LOT AREA	CONTRIBUTING DRAINAGE AREA	CONTRIBUTING FLOW (PERCENTAGE)	TOTAL COSTS		TOTAL ASSESSMENT	Difference From Prelim Assessment Roll
1824227001	TRU VUE INC	2150	AIRPORT DRIVE	2150 AIRPORT DRIVE	FARIBAULT	MN	55021	17.32	17.32	47.1%	$ 535,632.65		$252,282.98	-$171,617.02
1824227003	REALTY INCOME PROPERTIES 5, LLC	2050	AIRTECH DRIVE	2050 AIRTECH DRIVE	FARIBAULT	MN	55021	14.56	5.10	14.7%	$ 535,632.65		$78,738.00	-$53,562.00
1824227005	IFP, INC	2125	AIRPORT DRIVE	2125 AIRPORT DRIVE	FARIBAULT	MN	55021	19.54	7.34	12.9%	$ 535,632.65		$69,096.61	-$47,003.39
1824227006	CITY OF FARIBAULT	NA	AIRPORT DRIVE	208 1ST AVE NW	FARIBAULT	MN	55021	5.59	8.75	25.3%	$ 535,632.65		$135,515.06	-$92,184.94
													$535,632.65	-$364,367.35
								Total					**$535,632.65**	

Excludes Portion of Lot That Drains to Separate Storm Water Basin and Area of New Basin

Part 2 Airtech 2 Street and Utility Improvements

PARCELID	DEEDHOLD	STREET NUM	STREETNAME	MAIL ADDRESS	MAILCITY	MAIL STATE	MAILZIP	TOTAL FRONTAGE	ASSESSED PERCENTAGE		TOTAL COSTS		TOTAL ASSESSMENT	
1824227003	REALTY INCOME PROPERTIES 5, LLC	2050	AIRTECH DRIVE	2050 AIRTECH DRIVE	FARIBAULT	MN	55021	667.59	25%		$ 421,288.45		$105,322.11	-$19,677.89
1824227004	STEELE WASECA CO-OP ELECTRIC	NA	AIRTECH COURT	2411 BRIDGE STREET W, PO BOX 485	OWATONNA	MN	55060	82.01	25%		$ 421,288.45		$105,322.11	-$19,677.89
1824227005	IFP, INC	2125	AIRPORT DRIVE	2125 AIRPORT DRIVE	FARIBAULT	MN	55021	393.76	29%		$ 421,288.45		$122,173.65	-$22,826.35
	CITY OF FARIBAULT	NA	AIRPORT DRIVE	208 1ST AVE NW	FARIBAULT	MN	55021	286.95	21%		$ 421,288.45		$88,470.57	-$16,529.43
													$421,288.44	-$78,711.56
								Total					**$421,288.44**	

Assessed Frontage Accounts for Frontage Along City Regional Stormwater Basin

Request for Council Action

TO:	Mayor and City Council
THROUGH:	Jessica Kinser, City Administrator
FROM:	Kevin Bushard, Human Resources Director
MEETING DATE:	September 23, 2025
SUBJECT:	Resolution 2025-235 Approve Hiring Library Receptionist

---

Background:
Due to resignation, there is a need to hire a Library Receptionist. The position was posted from August 28, 2025, to September 12, 2025.

Seventy-nine applications were received, reviewed and scored. From that review, three applicants were interviewed. The interview panel consisted of Library Administration staff. From the interview process, staff selected Leah Chester as the recommendation for hire.

Resolution 2025-235 recommends the hiring of Leah Chester. Leah will be hired at grade B step 1 as per the MNPEA CBA 2025.

Recommendation:
Approve resolution 2025-235, approving the hiring of Leah Chester as Library Receptionist.

Attachments:
1. Resolution 2025-235 Approve Hiring Library Receptionist

State of Minnesota
County of Rice

CITY OF FARIBAULT

RESOLUTION #2025-235

APPROVE HIRING LIBRARY RECEPTIONIST

WHEREAS, the City of Faribault (the "City") presently has a vacant Library Receptionist position that needs to be filled by a qualified candidate; and

WHEREAS, the City has advertised and interviewed for the Library Receptionist position with the City; and

WHEREAS, the City Council desires to fill the vacant Library Receptionist position.

NOW, THEREFORE BE IT RESOLVED by the City Council of the City of Faribault, Minnesota, that Leah Chester be extended an offer of employment to fill the vacant Library Receptionist position.

Date Adopted: September 23, 2025

Faribault City Council

_____

Thomas J. Spooner, Mayor

ATTEST:

_____

Jessica L. Kinser, City Administrator

Request for Council Action

TO:	Mayor and City Council
THROUGH:	Jessica Kinser, City Administrator
FROM:	Delane James, Library Services Director
MEETING DATE:	September 23, 2025
SUBJECT:	Resolution 2025-238 Amend the 2025 Adopted Budget for the Library Wall Panel Project

---

Background:

The Library has been experiencing roof leaks in the adjoining hallway leading to the Community Center. This damage is not under warranty, as protective panels were not installed to prevent leaking from horizontal rain at the time the roof was replaced in 2022. To resolve this issue, a new ice and water shield, as well as metal panels, need to be installed on the exterior wall above the adjoining hallway to the Community Center. Three companies that perform this type of work submitted quotes for this project. Jackson & Associates LLC submitted the lowest quote, at $19,865.

The funding for this project is not included in the 2025 Adopted Budget. To move forward with this repair, the attached resolution adjusts the 2025 Library Facilities budget.

Recommendation:

Approve Resolution 2025-238.

Attachments:

1. Resolution 2025-238 Budget Amendment - Library Wall Panel Project
2. Library Wall Panels Scope of Work- 8.29.25
3. Library Wall Panel Project Quotes

State of Minnesota
County of Rice

CITY OF FARIBAULT

RESOLUTION #2025 - 238

AMEND THE 2025 ADOPTED BUDGET

WHEREAS, the City Council of the City of Faribault did formally adopt a 2025 Budget and establish fund appropriations for 2025 on December 10, 2024, on Resolution 2024-245 in accordance with City Charter and State Statutes; and

WHEREAS, throughout the fiscal year it is necessary to make certain amendments to the budget; and

WHEREAS, the Faribault City Council desires to revise the adopted 2025 budget to more accurately depict expected expenditures for the current year.

NOW, THEREFORE BE IT RESOLVED that City staff is hereby directed to revise the 2025 Budget as follows:

Organization	Object	Amount	Purpose
Library Facilities	45200	$19,865	Install metal panels on the exterior wall above the adjoining hallway to the Community Center to prevent roof leaks.

Date Adopted: September 23, 2025

Faribault City Council

Thomas J. Spooner, Mayor

ATTEST:

Jessica L. Kinser, City Administrator



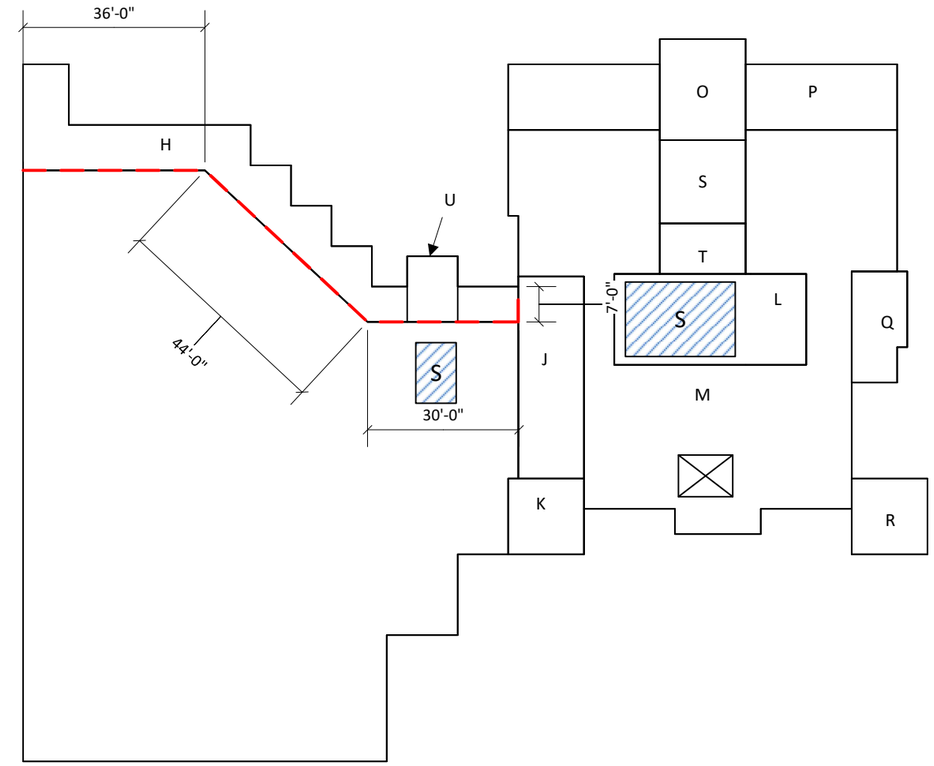

S-PANEL PANEL SCOPE:

1. Clean the wall of all dirt and debris.
2. Install new self-adhering ice and water shield.
3. Install new 22-gauge S-Panels to existing wall.
4. Modify existing trim metal on roof to accommodate panels as needed.

~42"



The Garland Company
3800 E. 91st Street
Cleveland, OH 44105

THE INFORMATION CONTAINED HEREIN IS OF A PROPRIETARY NATURE AND IS SUBMITTED IN CONFIDENCE FOR USE BY THE CLIENTS APPROVED BY THE ORIGINATOR OF THIS DOCUMENT - ONLY. THE USE OF THESE DOCUMENTS FOR ANY OTHER PROJECTS, PURPOSE, LOCATION, PUBLICATION, REPRODUCTION OR DISTRIBUTION IN WHOLE OR PART, BY ANY INDIVIDUAL OR ORGANIZATION WITHOUT WRITTEN PERMISSION THE ORIGINATING COMPANY IS PROHIBITED. THE INFORMATION HEREIN REMAINS THE PROPERTY AND ITS USE OR DISCLOSURE TO OTHERS IS PROHIBITED FOR ANY USE NOT AUTHORIZED BY THE ORIGINATING COMPANY.

Metal Panel Proposal

CITY OF FARIBAULT
REC CENTER & LIBRARY
15 Division Street West, Faribault, MN 55021

SHEET TITLE:
LIBRARY
METAL PANEL
SOW

DATE:
Aug. 29th, 2025

PROPOSAL FOR WORK

Date: 9-5-25

Name of Project: **City of Faribault – Library Wall Panels**
Buckingham Memorial Library
11 Division St East
Faribault, MN. 55021

Attention: **Delane James**

Scope of Work: **City of Faribault – Library Wall Panels**

- Clean wall of dirt and debris.
- Install new self adhering ice and water shield.
- Fab and install new 22 gauge S-clip wall panels to existing wall.
- Modify existing trim metal on roof to accommodate panels as needed.
- Garland scope of work from 8-29-25.

Proposal Price: **$19,865**

This proposal has been prepared and submitted by Bo Schulz. Questions: 507-421-4277 Phone

Terms: This proposal may be withdrawn if not accepted within 30 days. Payment terms shall be 30 days.

SUBMITTED BY:_____ **DATE:** ____**9-5-25**_____
Bo Schulz

ACCEPTED BY: _____

SIGNATURE:_____**DATE:** _____

-Since 1921-

McPhillips Bros. Roofing Co.

2590 Centennial Drive, Saint Paul, MN 55109
Phone: 651-770-2062 Fax 651-770-2891

Residential Bldg Lic. No. 673635

TO: City of Faribault	**Project: Buckingham Memorial Library**
505 Lake Ave	11 Division Street East
White Bear Lake, MN, 55110	Faribault, MN 55021
	Date: September 5, 2025

We propose to complete the following roof repairs as described below complete for the sum of:

$27,000.00

Clean Wall of debris and dirt
Prime and Ice and Water
Install hat track 24” on center
Install 22ga pre-finished ledge metal
Install new 22ga pre-finished S Style Panels
Install new 22ga pre-finished closure at top of panels

Alternate:		☐ Add ☐ Deduct	**$**
Alternate:		☐ Add ☐ Deduct	**$**

Respectfully Submitted,

McPhillips Bros. Roofing Co.

C.J. Olson

C.J. Olson
612-283-2448

*Accepted by:*_____

*Date:*_____

SCHWICKERT'S
TECTA AMERICA

design | build | repair | replace

September 4, 2025 **PROPOSAL #: 12263**

Delane James
City of Faribault

Dear Delane James:

Thank you for your interest in working with Schwickert's Tecta America!

Founded in 1906 by George Schwickert, Schwickert's has been a locally known name in Southern Minnesota and Kansas for over 118 years. As a leading Midwest roofing and mechanical systems contractor, we serve commercial, industrial and residential markets in roofing, architectural metals, mechanical piping and plumbing, heating, air conditioning, electrical, air duct cleaning, dryer vent cleaning, chimney sweeping and specialty fabrication products. In addition to the products offered, our services include design, start-up, commissioning, preventative maintenance programs, inspections, and more.

Schwickert's is well-known in the industry and is a leading roofing and mechanical contractor in the country. In fact, our reputation of being the best has developed from our quality workmanship, years of experience, innovative solutions and from the consistent way in which we satisfy our customers.

Thank you for giving us this opportunity to assist you in making an educated decision about your roofing and architectural metals needs. We look forward to working with you!

Sincerely,

Francisco Fernandez
Assistant Architectural Metals Project Manager
Schwickert's Tecta America, LLC

Direct: 507-470-4237
Cell: 507-327-8057
ffernandez@tectaamerica.com

SCHWICKERT TECTA AMERICA'S SOLUTIONS DESIGNED TO ADDRESS YOUR NEEDS

You can rely on Schwickert's Tecta America, your trusted business partner, to provide a combination of products and services that best suit your needs.

City of Faribault Library Metal Panels

11 Division St E
Faribault, MN 55021



SCOPE OF WORK: SUMMARY

- Approximately 720 sqft.
- Furnish and install new self-adhering ice and water shield. Ice and water shield to be R-Mer Seal.
- Fabricate and install Flush Seam Panels to existing wall. Panels to be fabricated from 4'x 10' 22-gauge steel flat sheets.
- Color to be selected from manufacturers standard color chart.
- Flashing and trim to be fabricated from 22-gauge flat sheet steel.

PRE- & POST-CONSTRUCTION SPECIFICATIONS

Project Preparation:

- Perform a pre-job meeting to determine jobsite logistics and safety requirements
- Furnish proposed construction scheduled, if needed.

Post-Job Procedures:

Upon completion of project, we offer to conduct a post job closeout meeting which includes:

- Review of Executed Scope of Work
- Review of Any Unforeseen Conditions
- Final Joint Walk of New Roof Assembly
- Submission of Critical Project Documents and Job Progress Photos
- Brief Orientation and Care Requirements of Your New Roofing System.
- Delivery of Contractor's and Manufacturer's Warranty
- Discuss Tecta Tracker & Preventative Maintenance programs

Project Completion

- Upon substantial completion of the job, all required paperwork and documentation will be submitted to the manufacturer.

- Any defects or undesirable conditions will be documented and reported in a punch list we are required to completely satisfy. If any conditions require alteration, repair, or replacement, we shall comply with required action and complete said defects, upon which the manufacturer will approve corrections and issue official warranty.
- Upon final completion, all equipment, debris, scrap materials, etc. shall be safely removed from site. All safety systems and equipment will remain in place and use until the roof has been cleared of all materials and non-safety related equipment in its entirety.

GENERAL NOTES AND QUALIFICATIONS

Employee Professionalism:
Work shall be performed in a safe, professional manner in compliance with Schwickert's policy.

Permits:
The permit will be acquired by the general contractor.

Safe & Clean Work Environment:
Work premises will be cleaned daily during the construction process and at the completion of the project. Trash will be removed by Schwickert's

Warranty:
Workmanship is covered by Schwickert's Tecta America's two-year warranty. Form to be standard similar to the Midwest Roofing Contractors Association (MRCA) warranty. This warranty excludes any routine maintenance and recommended repair work beyond the terms of the warranty.

Details will be installed in accordance with NRCA (National Roofing Contractor Association) guidelines and manufacturer's recommendations. Shop drawings for any specific details will be provided upon request for your approval prior to the preconstruction meeting.

Additional Inclusions and Exclusions:
- Sales and excise taxes are included.
- Performance bonds, builder's risk and/or owner-contractor protective insurances are not included.
- Any deck replacement or repair is not included in the base price but can be done at additional cost.
- Mechanical and electrical disconnects are not included.
- Dumpsters and disposal of tear off existing panels is not included.
- Insulation is not included and coping cap is not included.
- Custom colors are not included.
- Workman's Compensation insurance as well as full liability insurance coverage is included.
- This proposal assumes no premium time and/or acceleration costs.
- All terms and conditions of contract between Schwickert's and prime contractor will not include provisions that are more stringent than those between owner and prime contractor.
- Our price stated in this contract proposal is based upon current material prices. Because of raw material price volatility, including the price of oil, our material suppliers are unable to provide us with price protection for the materials included within this proposal. Accordingly, should our material prices increase during the term of this proposal, and during the time of performance of work contemplated by this proposal, our price for performance of the work contemplated by this proposal shall be increased by such direct material cost increases.

CONTRACT

Base Bid: Thirty-Seven Thousand Five Hundred Ten Dollars and 00/100. **$37,510.00**

Please also note that these prices are based on current material costs and do not include protection beyond 30 days.

This proposal has been prepared and submitted by Francisco Fernandez.

SUBMITTED BY SCHWICKERT'S TECTA AMERICA, LLC	ACCEPTED BY
Francisco Fernandez	Name:
Assistant Architectural Metals Project Manager	Title:
September 4, 2025	Date:

PROPOSAL #: 12263

PRE-LIEN NOTICE OF PRIME CONTRACTOR

(To be Attached as Rider to all Prime Contracts
for Work on Private Property)

"(a) ANY PERSON OR PERSON OR COMPANY SUPPLYING LABOR OR MATERIALS FOR THIS IMPROVEMENT TO YOUR PROPERTY MAY FILE A LIEN AGAINST YOUR PROPERTY IF THAT PERSON OR COMPANY IS NOT PAID FOR THE CONTRIBUTIONS.

(b) UNDER MINNESOTA LAW, YOU HAVE THE RIGHT TO PAY PERSONS WHO SUPPLIED LABOR OR MATERIALS FOR THIS IMPROVEMENT DIRECTLY AND DEDUCT THIS AMOUNT FROM OUR CONTRACT PRICE, OR WITHHOLD THE AMOUNTS DUE THEM FROM US UNTIL 120 DAYS AFTER COMPLETION OF THE IMPROVEMENT UNLESS WE GIVE YOU A LIEN WAIVER SIGNED BY PERSONS WHO SUPPLIED ANY LABOR OR MATERIAL FOR THE IMPROVEMENT AND WHO GAVE YOU TIMELY NOTICE."

TERMS: Owner agrees that all payments required under this Contract shall be due and payable within 20 days of date of invoice whether billing is for job preparation, material stored, work completed each month or final payment. Owner further agrees that Contractor may charge interest at the annual rate of eighteen percent (18%), unless a lesser percentage is required by law on any sum due under this Contract which is not paid within 30 days of invoice date. If payments are not made when due, interest, costs incidental to collection and attorneys' fees (if an attorney is retained for collection) shall be added to the unpaid balance. Contractor reserves the right, without penalty from Owner, to stop work on the project if Owner does not make payments to Contractor when due. Owner hereby releases Contractor of notice requirements for lien rights in the event payments are not made when due as outlined in this paragraph. **This Proposal/Contract may be withdrawn by Contractor if not accepted within 30 days, or at anytime, subject to increases related to material prices as noted above.**

Attached to this Proposal/Contract are Special Conditions. The terms and conditions contained in the attached Special Conditions to Proposal/Contract are incorporated into and are an integral part of this Proposal/Contract.

RECEIPT

This proposal has been submitted byFrancisco Fernandez. Please call if you have any questions on this proposal.

Receipt of this Pre-Lien Notice, and a copy hereof, is hereby acknowledged by

SUBMITTED BY **SCHWICKERT'S TECTA AMERICA, LLC**	**ACCEPTED BY**
Francisco Fernandez	Name:
Assistant Architectural Metals Project Manager	Title:
September 4, 2025	Date:

PROPOSAL #: 12263

SPECIAL CONDITIONS TO PROPOSAL / CONTRACT

Dated September 4, 2025 **between** **and Schwickert's Tecta America LLC**

1. This Contract incorporates all of the agreements of the parties to date. Any changes, alterations or additions thereto shall not be binding or enforceable unless approved in writing by both parties.
2. Our price stated in this contract proposal is based upon current material prices. Because of raw material price volatility, including the price of oil, our material suppliers are unable to provide us with price protection for the materials included within this proposal. Accordingly, should our material prices increase during the term of this proposal, and during the time of performance of work contemplated by this proposal, our price for performance of the work contemplated by this proposal shall be increased by such direct material cost increases.
3. Issuance of a purchase order by Owner will constitute acceptance of each term and condition of this Contract. Any additional terms and conditions stated in Owner's purchase order, or other written communication accepting this Contract, or by alteration by Owner of this Contract form, shall not be valid under any circumstances unless specifically adopted or approved by written response of Contractor. Failure to respond by Contractor shall be deemed a denial of any additional and conditions stated in Owner's acceptance.
4. Should leaks occur after completion of installation of the roofing system, inspections or repairs performed by Contractor shall be treated as warranty matters, and such circumstances shall not be grounds for withholding payment of the Contract price; provided, however, if the roof membrane is installed over an existing system, Contractor shall have no responsibility for water penetration which occurs as a result of moisture contained in the old, or former, roofing system.
5. **Any person or company supplying labor or material for this improvement to your property may file a lien against your property if that person or company is not paid for the contributions.**
6. **Under Minnesota law, you have the right to pay persons who supplied labor or materials for this improvement directly and deduct this amount from our contract price, or withhold the amount due them from us until 120 days after completion of the improvement unless we give you a lien waiver signed by persons who supplied any labor or materials for the improvement and who gave you timely notice.**
7. If roof tear-off is to be performed, Contractor shall not be responsible for damages caused by water penetration into the building resulting from moisture contained or trapped in or under the existing roof surface, which is released during tear-off. Unless written arrangements are made in advance, Contractor shall not be responsible for damages from leaks through any area of the existing (present) roof surface where Contractor has not performed tear-off surface preparation work.
8. If a warranty of the manufacturer of the roofing system to be installed is to be issued to Owner, a sample copy of such warranty is attached to this Contract. Acceptance of this Contract by Owner shall constitute acceptance of the terms, conditions and limitations of said warranty.
9. Attached hereto and incorporated herein by reference is the Schwickert 2 year Contractor's warranty, which warranty form will be supplied by Contractor to Owner upon completion of this Contract. Acceptance of this Contract by Owner shall constitute acceptance of the terms, conditions and limitations of said warranty.
10. Completion of this Contract shall be the date on which Contractor's work is finished, as distinguished from the date of Owner's acceptance thereof.
11. If structures of any kind are to be added to and installed on the roof membrane after its application, such installation shall be entirely at the risk of Owner, unless Contractor is given reasonable notice in writing of the time an date of such installation and is permitted to supervise or conduct (at its option) the cutting and sealing of the roof membrane necessary for such installation. Contractor shall be paid on a time-and-material basis for such supervision or work. (See manufacturer's warranty for requirements after warranty is delivered.)
12. Damage occurring to the installed roofing membrane, resulting from acts of other contractors or persons authorized by Owner to conduct operations above or upon the installed membrane shall be the responsibility of Owner.
13. Contractor may include owner name, testimonials, location and project information for marketing and communications across any medium the contractor chooses.
14. Contractor may place company signage at the project location for the duration of the project.
15. Contractor is not responsible for costs of repair or damages, including disruption of service, resulting from heavy equipment, including, but not limited to cracks in concrete on the ground at the project site.
16. Contractor accepts no liability to indemnify or hold Owner harmless for damages to persons or property, except those that are the direct result of Contractor's negligent error or omission which occur during performance of Contractor's work.
17. Contractor reserves the right to cancel this Contract by written notice to Owner within 15 days of Owner's acceptance thereof, in the event that Contactor, in the reasonable exercise of its judgment, determines that Owner's credit history or rating is deemed insufficient for the purposes of this Contract.

DUTIES AND RESPONSIBILITIES OF CONTRACTOR

18. Contractor's price includes furnishing all labor, materials and equipment necessary to complete the Contract, subject only to latent conditions of the work area, which could not be reasonably anticipated by the examination of core samples, or the visual inspection ordinarily employed in the roofing trade. If such latent conditions cause or require additional labor or material in the performance of the Contract, Contractor shall promptly notify Owner of such condition, and such additional material and work will be supplied and performed on a time-and-material basis by Contractor, unless the parties agree to a stated price for such additional work.
19. Contractor will perform the work specified herein in accordance with the written specifications, if any, attached or stated in the Contract and the specifications of the manufacturer of the roofing system to be installed, so that the installation will qualify for the issuance of the manufacturer's warranty (identified above) to Owner. Contractor shall not be responsible for any defects or deficiencies in said specifications. Contractor EXPRESSLY DISCLAIMS ANY IMPLIED WARRANTY OF FITNESS FOR ANY PARTICULAR PURPOSE with respect to said specifications.
20. Contractor makes no warranty respecting "Wind Uplift Resistance" of the installed roof system. If a "Factory Mutual Insurance Co. Wind Uplift Standard" is specified, Contractor represents only that the roofing system installed is represented by the manufacturer thereof to meet such specified standards.
21. Contractor warrants that the materials and accessories supplied will be those specified for this Contract and will be new and of recent manufacture and free from obvious defects. Contractor

shall not be responsible for latent defects in materials and accessories.

22. Contractor shall not be responsible for damages arising from delay due to inclement weather (including the threat of inclement weather), strikes, fires, accidents, delays in shipment or delivery of manufacturer's materials, or other causes beyond its reasonable control; or, if any Interruption of Contractor's work occurs by reason of operations of other contractors at the job site, or from Owner's failure to provide Contractor with reasonable access to the job site to perform this Contract.
23. Contractor shall advise Owner promptly upon completion of work and submit the same for Owner's inspection. Contractor, conditioned upon Owner's prompt inspection and notification to Contractor of any omitted work, or other discrepancies, will remedy the same if required by the specifications or performance standards of the Contract.
24. Contractor will have Workers' Compensation insurance in limits required by state law and Comprehensive General Liability Insurance coverage in force for all of its operations under this Contract.
25. Insurance for replacement of our own work product, for wear and tear, gradual deterioration, latent defect, mildew, mold or fungus, bacteria and other micro-organisms, inherent vice, depreciation, insects or vermin is not reasonably available in the market. As a result, and notwithstanding any other language to the contrary, the parties exclude from this contract, including any indemnity provision, any liability to Contractor for damages caused by the items listed in the previous sentence, because insurance to cover these risks is not reasonably available. Owner will further hold harmless and indemnify Contractor from claims, including claims of tenants and occupants, arising from indoor air quality, including but not limited to the growth of mold, whether as a result of Owner's failure to maintain the building or otherwise.
26. Contractor shall take all reasonable safety precautions with respect to its work, and shall have responsibility for compliance of its equipment and employees with all applicable laws, ordinances, rules, regulations and orders of any public authority for the safety and health of person on the job site. Contractor shall have specific responsibility for housekeeping in its immediate work area, and will remove rubbish and debris caused by its work. Contractor shall not be responsible for the safety and health of any persons present at the job site who are not employees of Contractor.

DUTIES AND RESPONSIBILITIES OF OWNER

27. Owner represents to Contractor that the roof deck on which the installation is to be made is in a sound weight-bearing condition, sufficient for the purposes of Contractor's work and that all surfaces to be utilized by Contractor for fastening, adhering or attaching the roofing system will be adequate for the installation to be performed. Promptly after execution of this Contract and prior to commencement of Contractor's work, Owner will inform Contractor in writing of any deck or subsurface conditions which could be damaged by penetrations made by Contractor in installing the roofing system.
28. At the time Contractor commences its work, Owner will provide Contractor with exclusive access and use of all roof areas where work is to be performed and such additional areas as are reasonably necessary for the Contractor to perform its work without interruption. All roof area work surfaces shall be free of debris and in a dry accessible condition. If preliminary work on the roof area is to be performed by others prior to Contractor's work, such work will be complete. Contractor shall not be required to perform its work while snow or other moisture conditions exist on the roof surface, unless Owner provides for removal or curing of such conditions.
29. Owner shall obtain permission for Contractor to work on or over adjoining property, if reasonably necessary to perform this Contract, at no cost to Contractor. Owner will arrange for restriction of vehicles on property under Owner's control in reasonable proximity of the job site to prevent damage while Contractor's work is in progress, if requested by Contractor.
30. Owner understands and agrees that Contractor shall have no responsibility at any time after completion of the work for damages of any kind to persons or property located below the installed roof membrane, whether or not such damages result from leaks or other weather-oriented sources.
31. Owner agrees to supply all necessary electricity including 220-volt, 30 amp capacity and water. Owner shall permit ready and convenient access to the building and roof area at all times by stairway or elevator service, if available.
32. Owner shall promptly inspect Contractor's work upon notice of completion, and shall either accept the work or give prompt, written notice to Contractor of omitted work or of other discrepancies. If Owner fails to give such notice to Contractor within 7 days from notice of completion, Contractor's performance shall be deemed to be completed for purposes of final payment.
33. Owner will rely exclusively upon the warranty, if any, of the manufacturer of any materials which are not specifically described and included in the "sample warranty" attached hereto.
34. Owner shall make no changes in the scope of the roof installation described herein or the specifications which would tend to disqualify the installation from the issuance of the manufacturer's warranty referred to above.
35. If Contractor's work is to be inspected by Owner's representative, or an architect, Owner agrees to make firm arrangements to have such person available promptly after notice to make inspection as Contractor's work progresses, so as not to cause delay. Owner designates _____ to execute additional work orders or changes and to act for and on behalf of Owner to accept completed work.
36. If, in order for Contractor to perform its work under this Contract, it becomes necessary to disconnect, remove, relocate or otherwise deal with any mechanical or other equipment located on the deck or other surface on which Contractor's work is to be performed, Owner or Owner's agent shall provide for the disconnection, removal, relocation or other appropriate action with respect to such mechanical or other equipment following completion of Contractor's work. Contractor shall have no responsibility with respect to any such rooftop equipment, unless it is specifically provided otherwise in this Contract.
37. Owner agrees to provide at its expense builder's risk insurance for the benefit and protection of Contractor.
38. Prior to Contractor's commencement of performance of its work under this Contract, an appropriate number of tests of substances and materials above and below the roof deck may be conducted by, or on behalf of the Owner, at Owner's expense, to determine if asbestos or similar hazardous substances are present, above or below the roof deck, which could be disturbed or otherwise affected by Contractor's work under this Contract. If such tests indicate the presence of asbestos or similar hazardous substances, Contractor may, at its option, (a) terminate this Contract upon written notice by Contractor to Owner; (b) delay commencement of performance of its work under this Contract until such products or materials, and any hazards connected therewith, are located and abated, encapsulated or removed (in which case Contractor shall receive an extension of time to complete its work thereunder and compensation for delays encountered as a result of such situation and correction); or (c) proceed to locate, abate, encapsulate and remove such products or materials and any hazards connected therewith at a price to be determined by mutual agreement between Contractor and Owner and to be paid by Owner. If Contractor proceeds with its work under this Contract on the assumption that there is no asbestos or similar hazardous substance present, based upon results of tests conducted prior to commencement of its performance or if no tests are performed and Contractor does encounter any such products or material in the course of performing work at the job

site, or if such hazardous materials are encountered by any other firm performing work at the job site, and Contractor determines that such materials present a hazard to its employees, Contractor shall have the right to discontinue its work and remove its employees from the job site until such products or materials and any hazards connected therewith are located and abated, encapsulated or removed, or it is determined that no hazard exists (as the case may be), and Contractor shall receive an extension of time to complete its work hereunder and compensation for delays encountered as a result of such situation and correction. To the extent permitted by law, Owner shall defend, indemnify and hold Contractor harmless from any and all penalties, actions, liabilities, costs, expenses and damages arising from or relating to the presence of asbestos or similar hazardous substances at this work site, including without limitation, installation, disturbance or removal of any product containing asbestos or similar hazardous substances or violation of governmental regulations relating to asbestos or similar hazardous substances. Owner releases Contractor from all claims and liabilities relating to asbestos or similar hazardous substances at this work site, including claims for subrogation. Should Contractor undertake to locate, abate, encapsulate and remove any asbestos or similar hazardous substance present at this work site, provided Contractor conducts its operations in accordance with applicable requirements established by the Occupational Safety and Health Administration and the Environmental Protection Agency, Owner agrees to exonerate, indemnify, defend and hold harmless Contractor from and against all claims, demands and lawsuits and all damages, expenses and losses incurred by Contractor's removal of materials containing asbestos or similar hazardous substances from Owner's building and work site. Without limitation of the foregoing, this indemnification shall include any and all claims, damages, fines, judgments, penalties, costs, response costs, liabilities, or losses (including, without limitation, any and all sums paid for settlement of claims, attorneys', consultant and expert fees) incurred by Contractor resulting from Contractor's removal, transportation and disposal of materials containing asbestos or similar hazardous substances from Owner's building and work site, and specifically including any and all costs incurred because of any investigation of the site at which such materials are disposed of by Contractor or any cleanup, removal, remediation or restoration of such site mandated by a federal, state or local agency or political subdivision.

As used herein, the term "hazardous substances" means:

(a) any "hazardous waste" as defined by the Resource Conservation and Recovery Act of 1976, as amended from time to time, and any regulations promulgated thereunder.

(b) any "hazardous substance" as defined by the Comprehensive Environmental Response, Compensation and Liability Act of 1980, as amended from time to time, and regulations promulgated thereunder; and

(c) any substance which is or becomes regulated by any federal, state, or local governmental authority.

ARBITRATION, ACCEPTANCE AND EXECUTION

39. All disputes, claims and questions regarding the rights and obligations of the parties under the terms of this Contract are subject to arbitration. Either party may make a demand for arbitration by filing such demand in writing with the other party within 30 days after the dispute first arises. Thereafter, arbitration shall be conducted in accordance with the Construction Industry Arbitration Rules of the American Arbitration Association then in effect.
40. This Contract, when accepted by Owner, will constitute the entire agreement between the parties hereto, there being no promises or agreements, written or oral, except as herein set forth. Within 30 days from the date hereof, but not thereafter, Owner may accept this Proposal / Contract by executing the same in the places provided and returning to Contractor.

RECEIPT

Receipt of the Contract/Proposal Special Conditions, and a copy hereof, is hereby acknowledged by

SUBMITTED BY **SCHWICKERT'S TECTA AMERICA, LLC**	**ACCEPTED BY**
Francisco Fernandez	Name:
Assistant Architectural Metals Project Manager	Title:
September 4, 2025	Date:

PROPOSAL #: 12263

Request for Council Action

TO:	Mayor and City Council
THROUGH:	Jessica Kinser, City Administrator
FROM:	Delane James, Library Services Director
MEETING DATE:	September 23, 2025
SUBJECT:	Resolution 2025-240 Approve the SELCO-Rice County Agreement for Library Services 2026-2030

Background:

Staff is seeking approval of Resolution 2025-240 to approve the SELCO-Rice County Agreement for Library Services. The agreement replaces the agreement signed by SELCO, Rice County, and the Cities of Faribault, Lonsdale, and Northfield in 2020. The duration of the contract is five years, commencing January 1, 2026. The Library Advisory Board reviewed and approved this agreement at their September 8, 2025, meeting.

Recommendation:

Approve Resolution 2025-240

Attachments:

1. Resolution 2025-240 Approve the SELCO-Rice County Agreement for 2026-2030
2. SELCO-Rice County Agreement for Library Services 2026-2030

State of Minnesota
County of Rice

CITY OF FARIBAULT

RESOLUTION #2025-240

APPROVE THE SELCO-RICE COUNTY AGREEMENT FOR LIBRARY SERVICES 2026-2030

WHEREAS, the State of Minnesota requires the County to participate in a regional library system; and

WHEREAS, SELCO is the regional library system that serves the southeastern portion of the State, including Rice County; and

WHEREAS, Buckham Memorial Library provides library services to the citizens of Faribault and the surrounding townships in Rice County as part of the SELCO regional library system; and

WHEREAS, the current agreement is set to expire as of December 31, 2025.

NOW, THEREFORE BE IT RESOLVED, that the City of Faribault hereby approves the agreement for library services from January 1, 2026, through December 31, 2030.

Date Adopted: September 23, 2025

Faribault City Council

_____
Thomas J. Spooner, Mayor

ATTEST:

_____
Jessica L. Kinser, City Administrator

SELCO – RICE COUNTY AGREEMENT FOR LIBRARY SERVICE

This Agreement made and entered into effective, by and among Southeastern Libraries Cooperating, a non-profit corporation as organized under Minnesota Statutes 317A, also designated as a regional public library system as recognized in Minnesota Statutes 134.20 (hereinafter referred to as "SELCO"), the County of Rice, State of Minnesota (hereinafter referred to as the "County") and the Cities of Faribault, Lonsdale and Northfield operating public libraries established under Minnesota Statutes 134.08, Subd. 3 (hereinafter referred to as the "Libraries").

RECITALS:

A. The State of Minnesota requires the County, pursuant to the provisions of Minnesota Statutes 134.34 and 134.341 to participate in a regional public library system, as assigned by the Minnesota Department of Education.

B. SELCO is a regional public library system created pursuant to Minnesota statutes and is designated to serve the County.

C. SELCO and the Libraries have the authority and responsibility to determine library services to be provided to the County's residents, as per this agreement.

D. SELCO, the County and the Libraries wish to set forth their relative responsibilities in connection with their relationship under Minnesota statutes. All parties shall provide employment and services to all people without discrimination and shall comply with all federal, state, and local laws, or ordinances, rules, regulations, and executive orders pertaining to unlawful discrimination on the basis of race, color, creed, religion, national origin, sex, marital status, or status with regard to public assistance, disability, sexual orientation, or age.

E. The Board of Commissioners of the County has the continuing authority and responsibility to determine how to distribute the County property tax dollars, a portion of which is to pay for public library services.

NOW, THEREFORE, the parties hereto agree as follows:

1. The County will participate in SELCO.

2. The County will levy and collect funds on lands not otherwise taxed for library services for the support of library services in the County in accordance with Minnesota Statutes 134.34.

3. The County agrees to provide funding to the Libraries at levels determined through negotiation.

4. The Libraries and SELCO shall provide library service to the residents of the County at no additional fee beyond those imposed on all library users. By way of illustration, these services may include:
   a. Onsite use of all library materials, equipment and resources, including public access Internet computers;
   b. Onsite and remote access to licensed online electronic resources;
   c. Checkout/circulation privileges for all circulating materials. These may include, but are not necessarily limited to, such items as books, audio and video media, and magazines;
   d. Walk-in privileges at Minnesota public libraries;
   e. Interlibrary loan service, accessing items in the 11 county area, as well as statewide access to MnLINK;
   f. Access to children's services including school visits, pre-school storytimes and summer library programs;
   g. Onsite reference service;
   h. Ease of return – check out material from any library and return to any SELCO library;
   i. Programs for various age groups; and

j. Commitment to cooperate with other community groups.

5. The County shall process quarterly equal payments for distribution to the Libraries.

6. SELCO shall collect necessary data from the County and the Libraries to report to the Minnesota Department of Education by July 1 of each year. The Commissioner of Education will certify to the County and the Libraries the minimum level of support required by Minnesota Statutes 134.34.

7. The Libraries agree to provide the County and SELCO with statistical data based on information gathered by the Minnesota Department of Education as referenced in Minnesota Statutes 134.13.

8. The County may appoint a representative to the SELCO Board of Directors pursuant to Minnesota Statutes 134.341. A vacancy in this position shall be filled in the same manner as the original appointment was made.

9. The term of this Agreement shall be for a period of five (5) years commencing January 1, 2026. The parties agree to negotiate additional terms in good faith beginning a minimum of six (6) months prior to the termination date. If the parties fail to complete negotiations before the expiration of this Agreement, this Agreement shall remain in effect on a month-to-month basis until such negotiations are completed.

10. This Agreement may be terminated by written consent of the Parties.
    a. By written notice from SELCO to the County with notification sent by registered mail, return receipt requested, six (6) months prior to such termination;
    b. By written notice from the County to SELCO with notification sent by registered mail, return receipt requested, six (6) months prior to such termination.

10. This document states the entire Agreement among the parties about its subject matter. No agreement affecting the subject matter of this Agreement shall be entered into by any of the Parties, unless all Parties are signatories to such agreement. This Agreement may only be changed, modified, or amended through a written instrument signed by all of the parties to it expressly referencing this Agreement. Nothing in this Agreement is intended to limit or restrict County participation in individual city projects related to community infrastructure which may benefit individual libraries.

Southeastern Libraries Cooperating (SELCO)

President of SELCO Board of Directors	Date

County of Rice

County Board of Commissioners, Chair	7.8.2025 Date

In Witness Whereof, Resolution of the Board of Commissioners of Rice County, Minnesota

Sara Folstad County Administrator	7-8-25 Date

City of Faribault on behalf of the Buckham Memorial Library

_____ _____

Mayor Date

In Witness Whereof, Resolution of the City Council of Faribault, Faribault, Minnesota

_____ _____

City Administrator Date

Lonsdale Public Library

_____ _____

Library Board President Date

City of Northfield on behalf of the Northfield Public Library

_____ _____

Mayor Date

In Witness Whereof, Resolution of the City Council of Northfield, Northfield, Minnesota

_____ _____

City Administrator Date

Request for Council Action

TO:	Mayor and City Council
THROUGH:	Jessica Kinser, City Administrator
FROM:	Heather Slechta, City Clerk
MEETING DATE:	September 23, 2025
SUBJECT:	Approve Application and Permit for a 1 Day to 4 Day Temporary On-Sale Liquor License for Faribault Minnesota Chapter

---

Background:

The City of Faribault received an application from Faribault Minnesota Chapter for a 1 Day to 4 Day Liquor License for an event located at Faribault Harley, 2704 W. Airport Drive on November 28, 2025. If approved, staff will forward the application to Alcohol and Gambling Enforcement for review and final approval.

Recommendation:

Approve 1-4 Day Liquor License

Attachments:

1. Faribaul Minnesota Chapter - 1-4 Day Applicaiton

Minnesota Department of Public Safety
Alcohol and Gambling Enforcement Division
445 Minnesota Street, Suite 1600, St. Paul, MN 55101
651-201-7507 TTY 651-282-6555

APPLICATION AND PERMIT FOR A 1 DAY TO 4 DAY TEMPORARY ON-SALE LIQUOR LICENSE

Name of organization	Date of organization	[redacted]
Faribault Minnesota Chapter	05/13/1996	

Organization Address (No PO Boxes)	City	State	Zip Code
2704 W. Airport Drive	Faribault	Minnesota	55021

Name of person making application	Business phone	Home phone
Ann M Hofmeister	507-334-5130	507-330-1113

Date(s) of event: November 28, 2025

Type of organization: ☐ Microdistillery ☐ Small Brewer ☒ Club ☐ Charitable ☐ Religious ☐ Other non-profit

Organization officer's name	City	State	Zip Code
Ann M Hofmeister	Faribault	Minnesota	55021
		Minnesota	
		Minnesota	

Location where permit will be used. If an outdoor area, describe.

We will set up indoors at Faribault Harley-Davidson

If the applicant will contract for intoxicating liquor service give the name and address of the liquor license providing the service.

If the applicant will carry liquor liability insurance please provide the carrier's name and amount of coverage.

[redacted]

APPROVAL

APPLICATION MUST BE APPROVED BY CITY OR COUNTY BEFORE SUBMITTING TO ALCOHOL AND GAMBLING ENFORCEMENT

City or County approving the license

Date Approved

Fee Amount

Permit Date

Event in conjunction with a community festival ☐ Yes ☐ No

City or County E-mail Address

Current population of city

Please Print Name of City Clerk or County Official

Signature City Clerk or County Official

CLERKS NOTICE: Submit this form to Alcohol and Gambling Enforcement Division 30 days prior to event

No Temp Applications faxed or mailed. Only emailed.

ONE SUBMISSION PER EMAIL, APPLICATION ONLY.

PLEASE PROVIDE A VALID E-MAIL ADDRESS FOR THE CITY/COUNTY AS ALL TEMPORARY PERMIT APPROVALS WILL BE SENT BACK VIA EMAIL. ***E-MAIL THE APPLICATION SIGNED BY CITY/COUNTY TO AGE.TEMPORARYAPPLICATION@STATE.MN.US***

Request for Council Action

TO:	Mayor and City Council
THROUGH:	Jessica Kinser, City Administrator
FROM:	
MEETING DATE:	September 23, 2025
SUBJECT:	Resolution 2025-241 Approve Memorandum of Understanding Between The City of Faribault and Allina Health System

---

Background:

Allina Health reached out to discuss the attached Memorandum of Understanding. They are transitioning the cancer center in Faribault from being part of the local hospital to being part of the larger Abbott Northwestern health system. This does not change any operations or services locally. Since Abbott Northwestern is not based here, the federal government needs this MOU to ensure that the services provided are still benefiting the residents of Faribault.

Recommendation:

Approve Resolution 2025-241

Attachments:

1. Resolution 2025-241 Approve MOU with Allina Health
2. Provider Based Clinic MOU_Abbott Northwestern and Faribault

State of Minnesota
County of Rice

CITY OF FARIBAULT

RESOLUTION #2025-241

APPROVE MEMORANDUM OF UNDERSTANDING BETWEEN THE CITY OF FARIBAULT AND ALLINA HEALTH SYSTEM

WHEREAS, Allina Health System, doing business as Abbott Northwestern Hospital, is the local medical provider serving low-income Medicare and Medicaid, as well as under-insured and uninsured individuals in Faribault; and

WHEREAS, Abbott Northwestern Hospital is proposing to establish an Allina Health Cancer Institute in Faribault; and

WHEREAS*,* assurances are needed to ensure that Abbott Northwestern Hospital will serve the low-income, under-insured and uninsured in Faribault and Rice County.

NOW, THEREFORE BE IT RESOLVED, that the City of Faribault hereby approves the Memorandum of Understanding with Abbot Northwestern Hospital.

Date Adopted: September 23, 2025

Faribault City Council

_____

Thomas J. Spooner, Mayor

ATTEST:

_____

Jessica L. Kinser, City Administrator

MEMORANDUM OF UNDERSTANDING BETWEEN
THE CITY OF FARIBAULT AND ALLINA HEALTH SYSTEM

THIS MEMORANDUM OF UNDERSTANDING is between the City of Faribault, Minnesota ("Faribault") and Allina Health System, doing business as the Abbott Northwestern Hospital ("ANW").

RECITALS:

WHEREAS, ANW is a Minnesota, non-profit hospital which provides a disproportionate share of heath care services to low-income Medicare and Medicaid populations in addition to supporting many programs that benefit indigent, uninsured or underinsured patients;

WHEREAS, ANW desires to establish an off-campus Allina Health Cancer Institute clinic location (the "AHCI Clinic Location") in Faribault, pursuant to 42 C.F.R. § 413.65(e)(3)(ii)(C);

WHEREAS, in order to establish the AHCI Clinic Location in Faribault, ANW enters into an agreement with Faribault pursuant to which ANW commits to providing healthcare services to low-income individuals living in Faribault—and more broadly, in Rice County—who are not entitled to Medicare or Medicaid benefits, at no reimbursement or considerably less than full reimbursement from these patients;

WHEREAS, ANW desires to make such a formal commitment to Faribault; and

WHEREAS, Faribault agrees to accept such commitment on behalf its citizens.

NOW, THEREFORE, in consideration of the mutual agreements and covenants contained herein and for other good and valuable consideration, the receipt and sufficiency of which hereby are acknowledged, it is mutually agreed and covenanted, under seal, by and between the parties to this Agreement, as follows:

1. TERM OF THE MOU

The term of the MOU shall begin on the date the last party signs the MOU and continue until the MOU is terminated in accordance with Section 4. *Termination*.

2. DUTIES OF ANW

A. ANW agrees to commit to the provision of free and reduced cost healthcare services to indigent, uninsured and underinsured residents of Faribault—and more broadly, Rice County—at its 800 East 28th Street, Minneapolis, MN location and its AHCI Clinic Location in Faribault (200 State Ave, Faribault, MN 55021), pursuant to the publicly available policies entitled *Allina Partners Care* and *Uninsured Discount Program*. ANW provides many health care

services and programs that are needed to meet the health care needs of a community but which do not generate revenue.

3. DUTIES OF FARIBAULT

A. Faribault accepts the commitment of ANW set forth above;

B. Faribault hereby acknowledges that the healthcare services provided by ANW hereunder are in the public interest and are being provided to individuals who are not entitled to benefits under Title XVIII or eligible for assistance under any State plan pursuant to Title XIX of the Social Security Act; and

C. Faribault acknowledges that ANW has historically provided a significant amount of free and discounted services to indigent, uninsured and underinsured individuals and has committed to continue doing so.

4. TERMINATION

This MOU may be terminated with or without cause by either party upon ninety (90) days written notice.

5. NOTICES

Any notice or demand which must be given or made by a party hereto under the terms of this MOU or any statute, rule, regulation or ordinance shall be in writing, and shall be sent via registered or certified mail. Notice to Faribault and/or ANW shall be sent to one of the following addresses:

Faribault: Jessica Kinser
City Administrator
208 1st Ave NW, Faribault, MN 55021

ALLINA: Kristen McHenry
Vice President, Public Affairs and Community Engagement
Mail Route 10785, PO Box 43, Minneapolis, MN 55440

6. MINNESOTA LAWS GOVERN

This MOU will be governed by and construed in accordance with the laws of the State of Minnesota, without reference to conflict of laws principles.

IN WITNESS WHEREOF, Faribault and ANW have caused this MOU to be executed by their duly authorized representatives, with the MOU to become effective on the date the last party affixes its signature.

ALLINA HEALTH SYSTEM

By:_____
Date:_____
Name: David Joos
Title: President, Abbott Northwestern Hospital

CITY OF FARIBAULT

By: _____
Date: _____
Name: Thomas J. Spooner
Title: Mayor

By: _____
Date: _____
Name: Jessica L. Kinser
Title: City Administrator

Request for Council Action

TO:	Mayor and City Council
THROUGH:	Jessica Kinser, City Administrator
FROM:	Kevin Bushard, Human Resources Director
MEETING DATE:	September 23, 2025
SUBJECT:	Resolution 2025-242 Approve Hiring Police Officers

Background:
Due to resignations, there is a need to hire Police Officers. The position has been open until filled since January 1, 2025.

Several applications have been received, reviewed and scored since the posting opened. Interview panels consisted of Police Command personnel and Human Resources. From the interview process, staff selected Angel Perez and Chriz Ferris as the recommendations for hire.

Resolution 2025-242 recommends the hiring of Angel Perez and Chriz Ferris. Angel and Chriz will be hired at grade J-1 step 1 as per the LELS Patrol CBA 2025.

Recommendation:
Approve resolution 2025-242, approving the hiring of Angel Perez and Chriz Ferris as Police Officers.

Attachments:
1. Resolution 2025-242 Approve Hiring Police Officers

State of Minnesota
County of Rice

CITY OF FARIBAULT

RESOLUTION #2025-153

APPROVE HIRING POLICE OFFICERS

WHEREAS, the City of Faribault (the "City") presently has vacant Police Officer positions that need to be filled by a qualified candidate; and

WHEREAS, the City has advertised and interviewed for the Police Officer positions with the City; and

WHEREAS, the City Council desires to fill the vacant Police Officer positions.

NOW, THEREFORE BE IT RESOLVED by the City Council of the City of Faribault, Minnesota, that Angel Perez and Chriz Ferris shall be extended offers of employment to fill the vacant Police Officer positions.

Date Adopted: September 23, 2025

Faribault City Council

_____

Thomas J. Spooner, Mayor

ATTEST:

_____

Jessica L. Kinser City Administrator

Request for Council Action

TO:	Mayor and City Council
THROUGH:	Jessica Kinser, City Administrator
FROM:	Kevin Bushard, Human Resources Director
MEETING DATE:	September 23, 2025
SUBJECT:	Resolution 2025-243 Approve Hiring Community Services Officers

---

Background:
Due to promotions, there is a need to hire Community Services Officers. The position was posted from July 28, 2025, to August 15, 2025.

Nine applications were received, reviewed and scored. From that review, all applicants were interviewed. The interview panel consisted of Police Command personnel. Staff has selected Greta Cruz and Wyatt Ellanson as the recommendations for hire.

Resolution 2025-243 recommends the hiring of Greta Cruz and Wyatt Ellanson. Greta and Wyatt will be hired at grade E step 1 of the MNPEA Police Support Services CBA 2025.

Recommendation:
Approve resolution 2025-243, approving the hiring of Greta Cruz and Wyatt Ellanson as Community Services Officers.

Attachments:
1. Resolution 2025-243 Approve Hiring Community Services Officers

State of Minnesota
County of Rice

CITY OF FARIBAULT

RESOLUTION #2025-153

APPROVE HIRING COMMUNITY SERVICES OFFICERS

WHEREAS, the City of Faribault (the "City") presently has vacant Community Services Officer positions that need to be filled by a qualified candidate; and

WHEREAS, the City has advertised and interviewed for the Community Services Officer positions with the City; and

WHEREAS, the City Council desires to fill the vacant Community Services Officer positions.

NOW, THEREFORE BE IT RESOLVED by the City Council of the City of Faribault, Minnesota, that Greta Cruz and Wyatt Ellanson shall be extended offers of employment to fill the vacant Community Services Officer positions.

Date Adopted: September 23, 2025

Faribault City Council

_____

Thomas J. Spooner, Mayor

ATTEST:

_____

Jessica L. Kinser City Administrator

September 23, 2025

U.S. Economic Development Administration
U.S. Department of Commerce
1401 Constitution Avenue, NW, Suite 71014
Washington, DC 20230

RE: Letter of Support for Rice County, Minnesota's EDA Grant Application

To Whom It May Concern,

On behalf of the City of Faribault, I am pleased to offer our strong support for Rice County's application to the U.S. Economic Development Administration (EDA) for funding to advance regional economic development and infrastructure initiatives.

As a key municipal partner within Rice County, the City of Faribault recognizes the importance of strategic investment in infrastructure and business innovation to ensure long-term economic vitality. The County's proposed project represents a forward-thinking approach to addressing the evolving needs of our communities and positioning our region for sustainable growth.

We are particularly encouraged by the County's commitment to fostering collaboration among local governments, educational institutions, and private sector partners. These efforts will not only strengthen our shared economic base but also create new opportunities for residents and businesses throughout Faribault and the surrounding area.

The City of Faribault is committed to working alongside Rice County to support the successful implementation of this initiative. We believe this project will have a transformative impact on our region and fully endorse the County's application for EDA funding.

Thank you for your consideration.

Sincerely,

Thomas J. Spooner, Mayor
On Behalf of the Faribault City Council

City Hall * 208 First Avenue N.W. * Faribault, Minnesota 55021-5105 * Phone (507) 334-2222 * Fax (507) 333-0399
- AN EQUAL OPPORTUNITY EMPLOYER -

Request for Council Action

TO:	Mayor and City Council
THROUGH:	Jessica Kinser, City Administrator David Wanberg, CED Director
FROM:	Harry Davis, City Planning Manager
MEETING DATE:	September 23, 2025
SUBJECT:	Ordinance 2025-12 Approve a Zoning Text Amendment to Chapter 3 Nonconformities (Second Reading)

Background:

At the previous City Council meeting on September 9, 2025, City Council approved the first reading of Ordinance 2025-12. Staff did not make any substantial changes to the Ordinance.

Recommendation:

Approve Ordinance 2025-12 (Second Reading).

Attachments:

1. Ordinance 2025-12 Approve a Zoning Text Amendment to Chapter 3 Nonconformities

CITY OF FARIBAULT
ORDINANCE No. 2025-12

APPROVE A ZONING TEXT AMENDMENT TO CHAPTER 13 NONCONFORMITIES

WHEREAS, the City of Faribault (the "Applicant") requests a zoning text amendment to change requirements for nonconforming lots within city limits; and

WHEREAS, City Staff and the Planning Commission held a work session on August 18 to review staff's initial amendments, culminating in the recommended changes depicted in Exhibit A; and

WHEREAS, the Planning Commission, on September 2, 2025, following proper notice, held a public hearing regarding the proposed zoning text amendment; and

WHEREAS, following the public hearing, the Planning Commission recommended that the City Council approve the above-referenced zoning text amendment based on the following written findings outlined in Section 2-180 of the City's Unified Development Ordinance as follows:

1. **Criteria: Whether the amendment is consistent with the applicable policies of the City's Land Use Plan.**

   Finding: The Comprehensive Plan's Core and Additional Guiding Principles support the general direction of the proposed zoning amendment:

   - *<u>Remove or minimize barriers and create or strengthen opportunities for all individuals, businesses, industries, organizations, and services to succeed.</u>*

   The proposed zoning amendment will lessen limitations on existing parcels and developed areas facing redevelopment pressures. Both residential and commercial properties will benefit from the changes and avoid delays by variances for property that exists.

   - *<u>Balance individual property rights with community interests and goals.</u>*

   The proposed zoning amendment will allow for property owners to expand and invest in their homes and businesses. Commercial

properties are going to be held at the 50% minimum, but residential properties can't be too small that they are unable to construct a reasonably sized home with adequate lot area. In areas encumbered by shoreland, the allowance below lot size minimums is superseded by the shoreland ordinances.

2. **Criteria: Whether the amendment is in the public interest and is not solely for the benefit of a single property owner.**

   Finding: The proposed zoning text amendment is not intended to benefit only one property owner. It will be effective citywide and benefit many different property owners and agencies. This amendment modifies and lessens limitations placed on lot sizes and widths to the benefit of the property owner.

3. **Criteria: Whether the existing uses of property and the zoning classification of property within the general area of the property in question are compatible with the proposed zoning classification, where the amendment is to change the zoning classification of a particular property.**

   Finding: The proposed text amendment does not change the zoning classification of property in the city, so this criterion does not apply.

4. **Criteria: Whether there are reasonable uses of the property in question permitted under the existing zoning classification, where the amendment is to change the zoning classification of a particular property.**

   Finding: The proposed text amendment does not change the zoning classification of property in the city, so this criterion does not apply.

5. **Criteria: Whether there has been a change in the character or trend of development in the general area of the property in question, which has taken place since such property was placed in its present zoning classification, where the amendment is to change the zoning classification of a particular property.**

   Finding: The proposed text amendment does not change the zoning classification of property in the city, so this criterion does not apply.

WHEREAS, the City Council held a public meeting on September 9, 2025, to consider approval of the first reading of Ordinance 2025-12; and

WHEREAS, the City Council also held a public meeting on September 23, 2025, to consider approval of the second reading of Ordinance 2025-12; and

WHEREAS, based on the City Staff report, the results of the public hearing, and the written findings and recommendation of the Planning Commission, the City Council of the City of Faribault concurs with the written findings of the Planning Commission as stated in the above recitals and hereby makes the identical findings.

NOW, THEREFORE, THE CITY OF FARIBAULT ORDAINS:

Section 1: Findings and Incorporation of Recitals and Exhibits. The recitals in this ordinance are part of this ordinance and, where applicable, constitute the written findings of the City Council of the City of Faribault.

Section 2: Text Amendment – General and Residential Accessory Structures. The Faribault City Council hereby amends (additions and amendments shown in the <u>underlined</u> text; removals shown in the ~~strikethrough~~ text) to the Unified Development Ordinance under Chapter 3, as proposed in Exhibit A.

(Remainder of this page intentionally left blank)

Section 3: Effective Date. This ordinance shall be effective immediately upon its passage and publication per the provisions of the Faribault City Charter.

Public Hearing:	September 2, 2025
First Reading:	September 9, 2025
Second Reading:	September 23, 2025
Publication:	September 30, 2025

Faribault City Council

_____
Thomas J. Spooner, Mayor

ATTEST:

_____
Jessica L. Kinser, City Administrator

EXHIBIT A

Amended Section 3-60, under Chapter 3 of the Unified Development Ordinance

(insert proposed amendment document)

Sec. 3-60. ~~Reserved~~Nonconforming lots.

(1) Lots that do not fully meet the requirements of the Unified Development Ordinance to be considered a conforming lot for development, and thus are considered nonconforming lots, may be utilized for development under the following provisions:

(a) A proposed structure shall meet all applicable building setbacks, height and lot coverage requirements and other applicable zoning and development codes, with the specific exception of the reason for which the lot is nonconforming.

(b) Such lot shall have frontage onto a public street, and water and sewer shall be provided to the lot at the time of development.

(c) Such lot shall have at least 50% of the required lot width and area of the underlying zoning district, but shall have at a minimum 40 feet in width and 4,000 square feet in area, unless otherwise specified or allowed in the Unified Development Ordinance. Corner lots that trigger this provision may reduce principal structure corner side setbacks to be consistent with side setback requirements, but in any case shall not be reduced below 10 feet.

(d) A nonconforming lot that does not meet the provisions above may be brought into conformity by way of an approved variance, a rezoning action, or by combining a lot(s) to meet the standards of the underlying zoning district. A lot that was established unlawfully shall not be considered a legal lot of record under this chapter and no building or development permit may be granted until the lot is legally established as provided herein.

~~Editor's note(s)—Ord. No. 2009-03, § 1, adopted February 24, 2009, repealed § 3-60, which pertained to nonconforming lots and derived from Ord. No. 99-20, adopted November 23, 1999.~~

Request for Council Action

TO:	Mayor and City Council
THROUGH:	Jessica Kinser, City Administrator David Wanberg, CED Director
FROM:	Harry Davis, City Planning Manager
MEETING DATE:	September 23, 2025
SUBJECT:	Approve Summary Publication of Ordinance 2025-12

Background:

Ordinance 2025-12 will take effect on the date of its publication in the official newspaper of the City of Faribault. Instead of publishing the entire ordinance, the Faribault City Charter allows the City Council, with a five-sevenths vote, to approve a summary publication of the ordinance that informs the public of the ordinance's title, intent, and effect. The summary must also state the complete text of the ordinance is on file at the city administrator's office. Refer to the attached summary publication of Ordinance 2025-12.

Recommendation:

Approve the Summary Publication of Ordinance 2025-12.

Attachments:

1. Ordinance 2025-12 Summary Publication

Summary Publication

CITY OF FARIBAULT
ORDINANCE No. 2025-12

APPROVE A ZONING TEXT AMENDMENT TO CHAPTER 13
NONCONFORMITIES

On September 23, 2025, the Faribault City Council adopted Ordinance 2025-12 approving a zoning text amendment to modify Chapter 13 regarding nonconforming lots in the Unified Development Ordinance. A complete copy of the ordinance is available for public review during regular business hours at City Hall, 208 NW 1st Avenue, Faribault, Minnesota.

First Reading: September 9, 2025
Second Reading: September 23, 2025
Publication: September 30, 2025

Request for Council Action

TO:	Mayor and City Council
THROUGH:	Jessica Kinser, City Administrator David Wanberg, CED Director
FROM:	Harry Davis, City Planning Manager
MEETING DATE:	September 23, 2025
SUBJECT:	Rice County/4th St NW and 2nd Ave NW - Conditional Use Permit; Variance

Background:

Matt Ganter (Applicant) from Faribault Real Estate, LLC with Sara Folsted from Rice County (Property Owner) requests approval of a conditional use permit (CUP) for a new parking lot that is not on the same property as a future office building near the corner of 4th St NW and 2nd Ave NW. The applicant also requests a variance to allow metal architectural panels on the future office building, which are expressly not allowed on properties zoned CBD. The subject properties are zoned CBD, Central Business District and (after recording the plat approved in Resolution 2025-196) contain in total approximately 48,088 square feet (1.10 acres) of land, as depicted in the attached plans.

The CUP is to allow standalone off-site parking, where the future office building will be on the 4th St NW and 2nd Ave NW corner lot and most of the parking for the use will be on the separate lot at the corner of 4th St NW and 1st Ave NW. While some parking spaces are dedicated for the future office, a large majority of the spaces will be for public use to support Rice County to the south and west, the Faribault Police Department to the east, and parking needs overall for the area. The variance requests metal panels on the future office building when no metal is allowed on buildings within the CBD zoning district. The applicant initially proposed metal panels on approximately 60-70% of the building's façade, including the visible portion of the metal screen on the roof for mechanical, with glass at 20% and masonry skirting at 10%. After the Planning Commission meeting, the applicant adjusted the building facades directly abutting public right-of-way to be at or less than 50% metal. The applicant claims that the metal panels are intended to provide a modern, appealing façade for a brand new building that is adjacent to the historic parts of downtown. The building is not meant to ignore the overall look of downtown but instead provide a contrast to the masonry found on most downtown properties. In general, both requests meet the criteria to be granted. For the CUP, the parking lot

will be for the public, and kept in public hands, but will provide key support for a future office building and nearby city and county buildings. Regarding the variance, the building is well-designed and the metal is a key feature in the building's architectural style. The architectural style will be in contrast to, but draw attention to and support, the historic and new architecture of downtown.

On September 15, 2025, the Planning Commission reviewed both projects and voted to recommend approval of both projects to City Council. The vote for the CUP was unanimous, but the variance received a 4-1 vote with Commissioner Green dissenting. Green stated that the request did not meet the letter of the law regarding practical difficulties. The Planning Commission added a condition of approval requiring the building facades facing 4th St NW and 2nd Ave NW be 50% or less metal, which the applicant agreed to and provided updated drawings before City Council. No members of the public submitted comments or spoke during the public hearing, aside from the applicant and development team. The DRC and City Planning Manager recommend approval of the Resolutions.

Recommendation:
Approve the associated Resolutions

Attachments:

Request for Council Action

TO:	Mayor and City Council
THROUGH:	Jessica Kinser, City Administrator David Wanberg, CED Director
FROM:	Harry Davis, City Planning Manager
MEETING DATE:	September 23, 2025
SUBJECT:	Resolution 2025-236 Approve a Conditional Use Permit for Off Site and Standalone Parking near 4th St NW and 2nd Ave NW

Background:
See main agenda item.

Recommendation:
Approve Resolution 2025-236

Attachments:
1. Resolution 2025-236 Approve a Conditional Use Permit for Off Site and Standalone Parking near 4th St NW and 2nd Ave NW

State of Minnesota
County of Rice

CITY OF FARIBAULT

RESOLUTION #2025-236

APPROVE A CONDITIONAL USE PERMIT FOR OFF-SITE AND STANDALONE PARKING NEAR 4TH ST NW AND 2ND AVE NW

WHEREAS, Matt Ganter (the "Applicant") of Faribault Real Estate, LLC with Sara Folsted of Rice County (the "Property Owner") requests a conditional use permit for a standalone, off-site parking lot near the corner of 4th St NW and 2nd Ave NW. The subject site is legally described in Exhibit A of this resolution; and

WHEREAS, City Staff completed a review of the application and prepared a report to the Planning Commission about said request, attached as Exhibit C; and

WHEREAS, the Planning Commission, on March 3, 2025, received the City Staff report, and following proper notice, held a public hearing to consider the Applicant's request; and

WHEREAS, following the public hearing, the Planning Commission recommends City Council approve the Applicant's conditional use permit request based on the findings required in Section 2-300 of the Unified Development Ordinance as follows:

1. **The conditional use will not be detrimental to or endanger the public health, safety, comfort, convenience, or general welfare.**

Finding: The off-site and standalone parking lot will not be detrimental to or endanger the public health, safety, comfort, convenience, or general welfare. The parking lot will primarily serve the public and also facilitate the adjacent office development. Sidewalk will connect the lot to adjacent uses, ensuring safe travel for pedestrians. Car will use an existing curb cut onto 4th St NW with a secondary access point through Rice County property on 2nd Ave NW. If MN DOT determines that the existing curb cut onto 4th St NW is not permissible due to safety concerns, the applicant can pivot to a second access point off 1st Ave NW.

2. **The conditional use will not be injurious to the use and enjoyment of other property in the vicinity and will not impede the normal and orderly development and improvement of surrounding property for uses permitted in the district.**

   Finding: The proposed parking lot will not negatively impact adjacent properties or impede future development. The parking lot is facilitating a future office use, which is a positive step to supporting downtown development. There are other examples of independent parking facilities in downtown, so additional parking is not inconsistent with downtown development and is therefore not incompatible.

3. **The conditional use will be designed, constructed, operated, and maintained in a manner that is compatible in appearance with the existing or intended character of the surrounding area.**

   Finding: The parking lot will be designed and constructed according to current ordinance requirements. There are no standards for parking lots to look a certain way to fit downtown character.

4. **The conditional use will not impose hazards or disturbing influences on neighboring properties.**

Finding: The proposed parking lot does not impose hazards or disturbing influences on adjacent properties. The parking lot will be for public use.

5. **The conditional use will not substantially diminish the value of neighboring properties.**

   Finding: The proposed parking lot will not diminish property values. There are other examples of parking lots in downtown and their presence has not negatively impacted property values.

6. **The site is served adequately by essential public facilities and services, including utilities, access roads, drainage, police and fire protection, and schools or will be served adequately as a result of improvements proposed as part of the conditional use.**

   Finding: Public sewer, water, and all other applicable municipal services serve the subject property. The property has adequate access to the larger road network. The application will not generate a notable increase in public service demand. If the parking proposed on-site does not accommodate all users, downtown has an abundance of on- and off-street parking facilities nearby.

7. **Development and operation of the conditional use will not create excessive additional requirements at public cost for facilities and services and will not be detrimental to the economic welfare of the community.**

   Finding: As noted above, the proposal will not generate a notable increase in demand on public facilities or services. If the parking proposed on-site does not accommodate all users, downtown has an abundance of on- and off-street parking facilities nearby. The parking lot is facilitating an adjacent office use, which is beneficial to the economic welfare of the community.

8. **Adequate measures have been or will be taken to minimize traffic congestion in the public streets and to provide for adequate on-site circulation of traffic.**

   Finding: The proposed parking lot will not cause traffic congestion. The site plan provides for proper traffic circulation without causing congestion. As mentioned above, if MN DOT determines that the existing curb cut onto 4th St NW is not permissible due to safety concerns, the applicant can pivot to a second access point off 1st Ave NW.

9. **The conditional use will not result in the destruction, loss, or damage of a natural, scenic, or historic feature of major importance to the community.**

   Finding: The project site does not currently have any natural, scenic, or historic features of importance to the community. The Heritage Preservation District does not cover the subject property.

10. **The conditional use is consistent with the applicable policies and recommendations of the City's Land Use Plan or other adopted land use studies.**

    Finding: The subject property is guided by the City's Comprehensive Plan for downtown uses. The application is a parking lot that will serve downtown uses, and is therefore consistent with the land use plan.

11. **The conditional use, in all other respects, conforms to the applicable regulations of the district in which it is located.**

    Finding: The application conforms to the Unified Development Ordinance requirements, including limitations found in the CBD zoning district. City Staff will complete a thorough review of the Site Plan Review process.

WHEREAS, the Planning Commission also recommends City Council approve the Applicant's conditional use permit request based on the

findings required in Section 7-30 "Parking facilities and ramps" from the Unified Development Ordinance as follows:

1. **Parking ramps shall comply with the setback requirements for principal structures.**

   Finding: The proposal is not a parking ramp so this criterion does not apply.

2. **Parking ramps shall utilize exterior facade building materials that are compatible with surrounding buildings.**

   Finding: The proposal is not a parking ramp so this criterion does not apply.

3. **Ramps and other parking facilities shall be periodically inspected and maintained by the owner to ensure structural integrity and public safety.**

   Finding: This shall be a condition of approval, thereby meeting this criterion and substantiating a finding in support of the proposal.

WHEREAS, the Planning Commission also recommends City Council approve the Applicant's conditional use permit request based on the findings required in Section 8-50 of the Unified Development Ordinance as follows:

1. **Reasonable and improved access shall be provided from the off-site parking facilities to the use being served.**

   Finding: The primary use of the parking lot is for the public, but the parking lot will facilitate the adjacent office building development. There is adequate sidewalk and infrastructure connecting the parking lot to adjacent uses and downtown.

2. **Off-site parking for multiple-family dwellings shall be located no more than one hundred (100) feet from any normally used entrance of the use being served.**

Finding: The proposal is not specifically for a multi-family dwelling so this criterion does not apply.

3. **Off-site parking for non-residential uses shall be located no more than three hundred (300) feet from the main entrance of the principal use being served.**

   Finding: The primary use of the parking lot is for the public, but the parking lot will facilitate and serve the proposed office building. The parking lot is immediately adjacent to the new office use.

4. **The site used for off-site parking shall be under the same ownership as the principal use being served or the use of the parking facilities shall be protected by a recorded instrument acceptable to the city.**

   Finding: The parking facilities are owned by a public entity and is intended to remain in public hands. The primary purpose of the parking lot will be for public use, but will be used extensively by the adjacent office use. In addition to a requires access, parking, and maintenance easement, the property owner will enter into an agreement with the adjacent office use.

WHEREAS, the City Council during a public meeting on September 23, 2025, considered the Applicant's conditional use permit request; and

WHEREAS, based on the City Staff report, the results of the public hearing, and the written findings of the Planning Commission as noted above, the City Council concurs with the findings of the Planning Commission and makes identical findings.

NOW, THEREFORE, BE IT RESOLVED BY THE CITY COUNCIL OF THE CITY OF FARIBAULT, MINNESOTA, AS FOLLOWS:

Section 1: Approval of a Conditional Use Permit. The City Council hereby approves the Applicant's conditional use permit request for off-site and standalone parking facilities near the corner of 4th St NW and 2nd Ave NW, subject to the conditions presented in Sections 2 and 3 of this Resolution.

Section 2: Conditions of Approval. The conditional use permit shall be approved subject to conditions listed herein as authorized under Section 2-310 of the Unified Development Ordinance which are deemed necessary to mitigate adverse impacts associated with the conditional use, to protect neighboring properties, and to achieve the objectives identified in the Unified Development Ordinance. The conditions of approval are as follows:

1. The application is subject to Site Plan Review by the Development Review Committee.

2. The shared parking lot must be covered by an access, parking, and maintenance agreement recorded prior to building permit.

3. The parking lot shall be constructed generally as depicted by the applicant in Exhibit B of this Resolution, subject to any comments and revisions from the Site Plan Review process and MN DOT.

4. The proposed office use utilization of the parking facilities and their status as parking spaces for the public shall be protected by a recorded instrument acceptable to the City.

5. Approval of this conditional use permit does not constitute approval of any associated signs. Separate applications for sign permits are required before sign installation and applications must meet all City ordinance requirements.

Section 3: Additional Conditions of Approval. This conditional use permit includes the following conditions:

1. Failure of the City to act on a violation of a condition, covenant, or term of this permit is not a waiver of such condition, covenant, or term, or any subsequent violation of the same or any other condition, covenant, or term.

2. The City may inspect the property at all reasonable times to ensure compliance with the conditions of this permit.

3. This permit is subject to the City's code requirements. The Owner must comply with all applicable federal, state, and local

laws, rules, and ordinances and obtain other permissions and permits as may be required.

4. The violation of any terms or conditions of this permit, including but not limited to any applicable federal, state, or local laws, rules, regulations, and ordinances, may result in revocation of the permit. The City must give the Owner written notice of any violation and reasonable time, as determined by the City, to cure the violation before the permit revocation.

5. This permit and its conditions are binding on the parties and their successors and assigns. This permit runs with the property and does not affect the subsequent sale, lease, or change from current ownership. The Applicant and Owner's obligations under this permit shall also be the obligations of any subsequent owners or assigns of the property.

6. Use of the property as allowed by this permit signifies the agreement of the permit's terms and conditions without qualification, limitation, or reservation.

Section 4. Findings and Incorporation of Recitals and Exhibits. Where applicable, the recitals and exhibits incorporated in this resolution constitute the written findings of the City Council, all of which protect the public's health, safety, and welfare.

Section 5. Authorization to take Additional Steps. The City Council authorizes the Mayor, City Administrator, City Staff, and the City's Consultants to take any additional steps and actions necessary or convenient to accomplish the intent of this resolution.

(Remainder of page intentionally left blank)

Section 6. Effective Date. This resolution shall be effective upon passage.

Date Adopted: September 23, 2025

Faribault City Council

_____

Thomas J. Spooner, Mayor

ATTEST:

_____

Jessica L. Kinser, City Administrator

Exhibit A
Legal Description

Lot 1, Block 1 and Lot 2, Block 1, HENRY M RICE SQUARE, Rice County, Minnesota

Exhibit A
Applicant Submittal

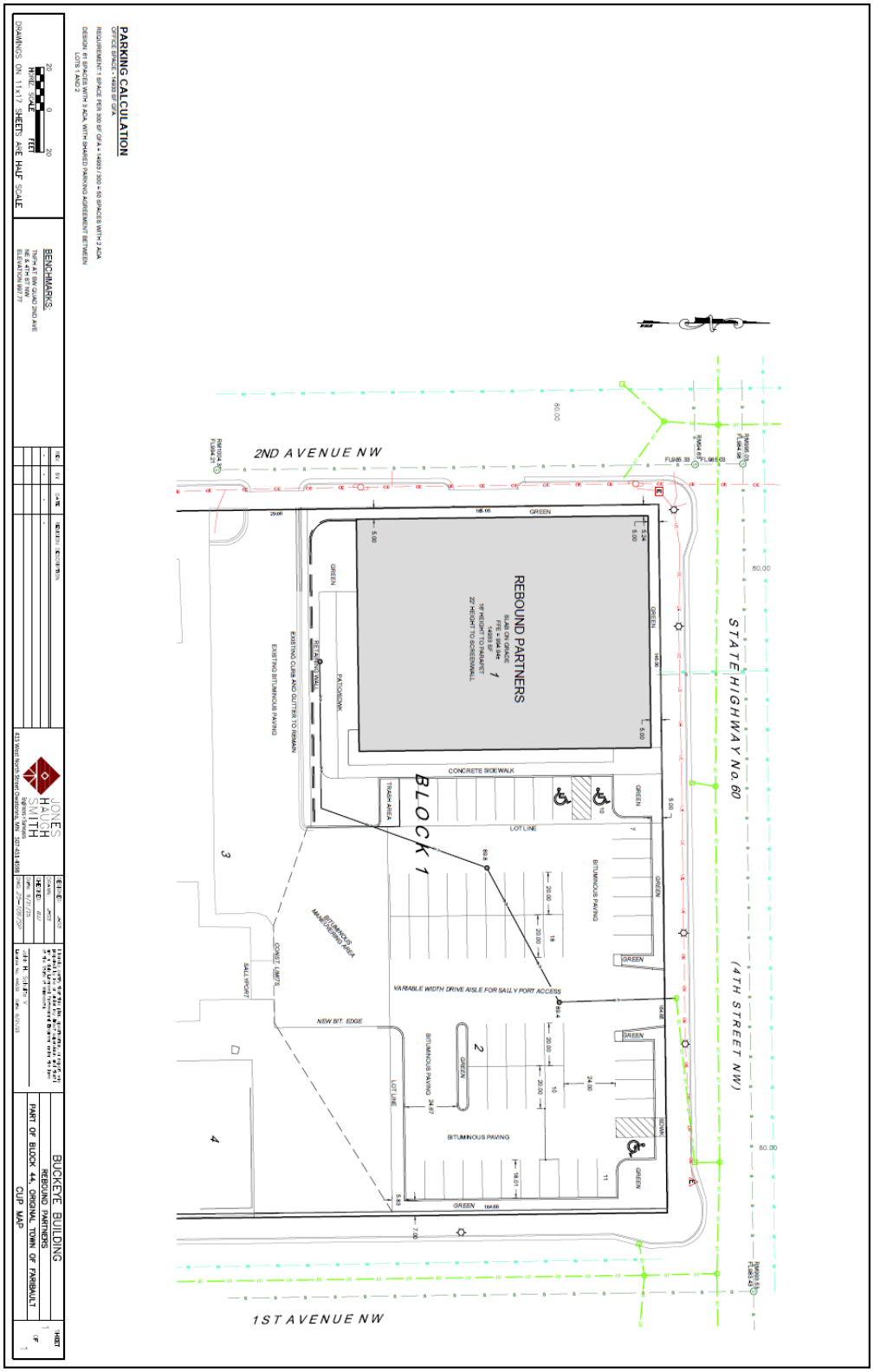

Exhibit B
Staff Report

(Insert Staff Report)

Staff Report to the Planning Commission

TO:	Planning Commission
THROUGH:	David Wanberg, CED Director
FROM:	Harry Davis, City Planning Manager
MEETING DATE:	September 15, 2025
SUBJECT:	Rebound Office Building CUP and Variance – 4th St NW and 2nd Ave NW

Request:	Applicant requests approval of a conditional use permit for off-site parking and a variance for metal architectural panels on a building in CBD near the SE corner of 4th St NW and 2nd Ave NW.
Recommendation:	The DRC and City Planning Manager recommend Planning Commission forward the requests to City Council with a recommendation of approval based on the findings in the attached draft resolutions.
Recommended Motion:	Motion to forward and recommend approval of a conditional use permit allowing off-site parking and a variance for metal panels on a building to City Council, with findings as suggested by city staff.

Request:
Matt Ganter (Applicant) from Faribault Real Estate, LLC with Sara Folsted from Rice County (Property Owner) requests approval of a conditional use permit (CUP) for a new parking lot that is not on the same property as a future office building near the corner of 4th St NW and 2nd Ave NW. The applicant also requests a variance to allow metal architectural panels on the future office building, which are expressly not allowed on properties zoned CBD. The subject properties are zoned CBD, Central Business District and (after recording the plat approved in Resolution 2025-196) contains in total approximately 48,088 square feet (1.10 acres) of land, as depicted in the attached plans.

Location at 4th St NW and 2nd Ave NW

Background and Project Description:

The subject development is currently in the middle of development entitlements that started earlier this year:

- Resolution 2025-195 was approved by Council on August 12th to change the Comprehensive Plan designation for the subject properties to Downtown.
- Ordinance 2025-10 was approved by Council on August 26th to change the zoning district for the subject properties to CBD, Central Business District.
- Resolution 2025-196 was approved by Council on August 12th to create the subject properties, of which there are two: one at the SE corner of 4th St NW and 2nd Ave NW; one at the SW corner of 4th St NW and 1st Ave NW. As of writing this report, the plat is still not recorded, but for purposes of a development momentum, the CUP and variance may still continue.

The newest requests for approval are:

- A CUP to allow off-site parking, where the future office building will be on the 4th St NW and 2nd Ave NW corner lot and most of the parking for the use will be on the separate lot at the corner of 4th St NW and 1st Ave NW. The office building will be approximately 15,000 sq ft and require 50 spaces. The proposal shows 10 spaces (including 2 ADA spaces) on the office lot with 51 spaces on the lot

to be used for parking. In addition, parking facilities on a property all on its own require a CUP, which is wrapped into the request.

The applicant's narrative to support the requests specifies that the 10 parking spaces fully on the office property will be dedicated to the future office use and the remaining spaces will be for the future office use and public use to support Rice County to the south and west, the Faribault Police Department to the east, and parking needs overall for the area. The future office use may have up to 80 employees which will be accommodated with the new parking lot and nearby on- and off-street parking facilities. The full narrative may be found attached to the report.

- A variance to allow metal panels on the future office building when no metal is allowed on buildings within the CBD zoning district. The applicant proposes metal panels on approximately 70% of the building's façade, including the visible portion of the metal screen on the roof for mechanicals. Glass is 20% of the façade, while brick skirting provides 10% of façade coverage.

  The applicant claims that the metal panels are intended to provide a modern, appealing façade for a brand new building that is adjacent to the historic parts of downtown. The building is not meant to ignore the overall look of downtown but instead provide a contrast to the masonry found on most downtown properties. The full narrative may be found in the application attached to this report.

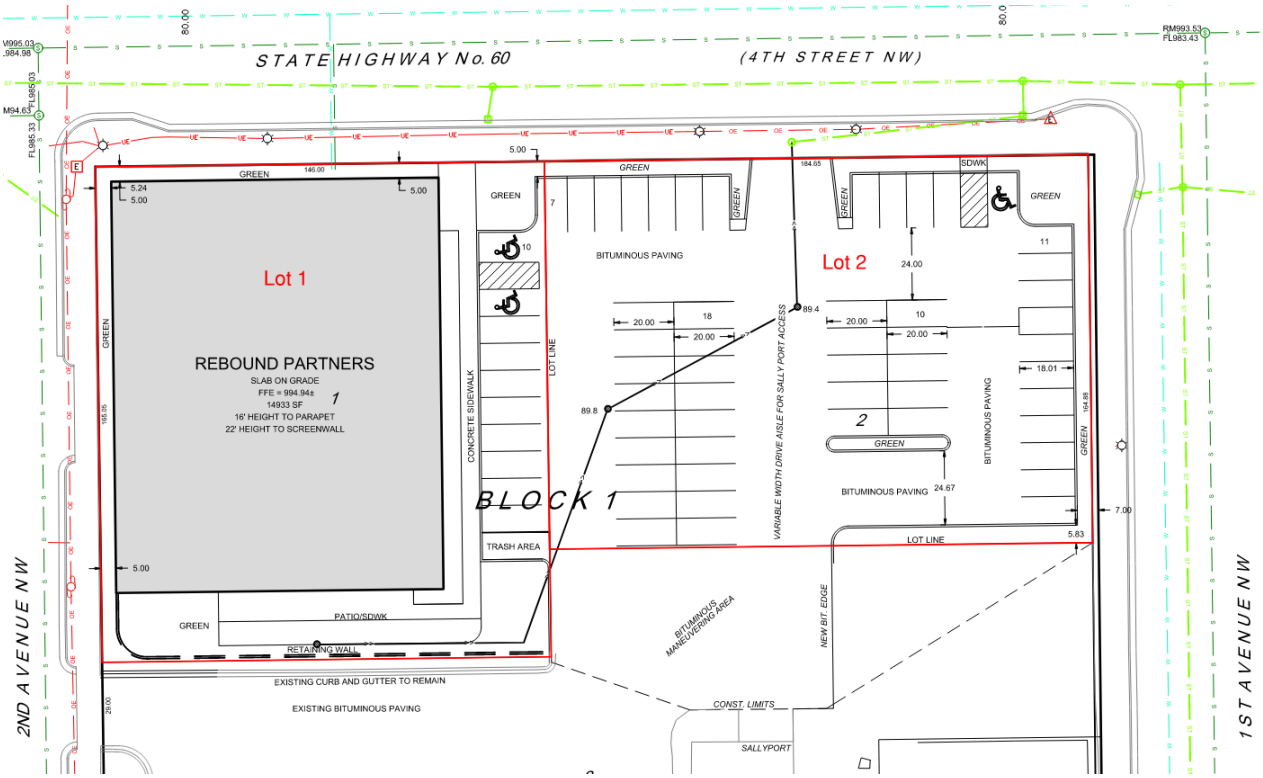

Site Plan



NORTH BUILDING ELEVATION
3/16" = 1'-0"



SOUTH BUILDING ELEVATION
3/16" = 1'-0"



WEST BUILDING ELEVATION
3/16" = 1'-0"



Building Elevations

Table 1 – Variance Table

Variance Issue	Requirement	Proposed	Variance
Building design and construction (Sec 11-70(B)(5)(a))	Prefinished metal architectural panels … shall [not] be utilized in the … CBD [District].	Approximately 70% of the façade consists of metal panels	Prefinished metal panels

Discussion:

The following provides an overview of the key planning and zoning-related items associated with:

<u>CUP Criteria and Findings Summary.</u> The proposal meets the criteria for granting a CUP. The parking lot will be for the public, and kept in public hands, but will provide key support for a future office building and nearby city and county buildings. More details on criteria and findings may be found in the associated Resolution.

Variance Criteria and Findings Summary. The proposal meets the criteria for granting a variance. The building is well-designed and the metal is a key feature in the building's architectural style. The architectural style will be in contrast to, but draw attention and support to, the historic and new architecture of downtown. More details on criteria and findings may be found in the associated Resolution.

Development Review Committee Recommendation. On September 2nd, 2025, the city's Development Review Committee (DRC) reviewed the proposed applications and recommended approval.

Public Comment. The City Planning Manager received no public comment prior to publishing this report. Notification for this item was published in the paper on September 4, 2025, and letters were sent to property owners within 350 feet.

Recommendation:

The DRC and City Planning Manager recommend Planning Commission forward and recommend approval of the CUP and variance based on the criteria and findings in the draft resolutions, with conditions of approval.

Request for Council Action

TO:	Mayor and City Council
THROUGH:	Jessica Kinser, City Administrator David Wanberg, CED Director
FROM:	Harry Davis, City Planning Manager
MEETING DATE:	September 23, 2025
SUBJECT:	Resolution 2025-237 Approve Variance for Building Facade Materials near the Corner of 4th St NW and 2nd Ave NW

Background:
See main agenda item.

Recommendation:
Approve Resolution 2025-237

Attachments:
1. Resolution 2025-237 Approve Variance for Building Facade Materials near the Corner of 4th St NW and 2nd Ave NW

State of Minnesota
County of Rice

CITY OF FARIBAULT

RESOLUTION #2025-237

APPROVE VARIANCE FOR BUILDING FAÇADE MATERIALS NEAR THE CORNER OF 4TH ST NW AND 2ND AVE NW

WHEREAS, Matt Ganter (the "Applicant") of Faribault Real Estate, LLC with Sara Folsted of Rice County (the "Property Owner") requests a variance from building façade materials near the corner of 4th St NW and 2nd Ave NW, for property legally described in Exhibit A; and

WHEREAS, the Applicant requests using metal panels on a new building within the CBD zoning district where no metal panels are allowed under Appendix B UDO, Chapter 13, Article 6, Sec 11-70(B)(5)(a), as depicted in Exhibit B; and

WHEREAS, City Staff has completed a review of the application and made a report to the Planning Commission pertaining to said request, attached as Exhibit C, a copy of which has been presented to the City Council; and

WHEREAS*,* the Planning Commission, on September 15, 2024, following proper notice, held a public hearing regarding the requests, and following said public hearing, the Planning Commission recommended approval of the requested variances based on the following findings as required by Section 2-460 of the City's Unified Development Ordinance:

1. **The variance is in harmony with the general purposes and intent of the City's ordinances.**

Finding: The variances requested by the applicant are in harmony with the general purposes and intent of the City's ordinances. The intent behind the requirement for no metal panels on buildings in the CBD is to avoid corrugated and "barn- or industrial-looking" metal panels that are out of place and incompatible with properties downtown. The applicant proposes high-quality metal panels on a building that is well-designed and exceeds the City's aspirational guidelines for architectural design, as found in Chapter 4, Article 2, Sec 4-60. Because the materials are of higher-quality than other metal panels and the overall building design is of a high quality, the intent for a well-designed and quality building is achieved.

2. The variance is consistent with the Comprehensive Plan.

Finding: The property is correctly guided for Downtown per the Comprehensive Plan and the proposed use of the land is for a single-story office building. The Comprehensive Plan supports the applicant's proposal through the following:

- *Core Guiding Principles #2: Identify, protect, enhance, and celebrate our iconic and historic sites and architecture as well as our significant natural areas, which define our sense of place.*

  Faribault is known for its historic architecture, which the proposed building and materials are not, but to appreciate both old and new architecture requires good examples of both. In this situation, the architectural design of the building and primarily metal façade is an example of modern architecture that will be in contrast to, but not incompatible with, the buildings downtown.

Additionally, the Downtown land use designation states that characteristics of the Downtown area include quality architecture and design. The building design and materials support this characteristic.

3. The applicant proposes to use the property in a reasonable manner not permitted by the City's ordinances.

Finding: The applicant is using the property in a reasonable manner. The use of metal as a façade material is not unreasonable, particularly when of a high quality, and in conjunction with good design. Metal as a major component of building facades is a current, and likely to become a future, staple of modern architectural design.

4. Unique circumstances apply to the property, which do not apply generally to other properties in the same zone or vicinity and result from lot size or shape, topography or other circumstances over which the owner of the property has not had control. The unique circumstances do not result from the actions of the applicant.

Finding: The unique circumstance for this property is the subject property is a downtown property and therefore contributes to the area, but outside of the Heritage Preservation District (HPD). There are other CBD-zoned properties outside of the HPD, but this property was recently demolished by the current (but not future) property owner in advance of a redevelopment project like the one proposed. A large area of land in downtown is unique in that there aren't many opportunities for investing in a new, standalone building in other downtown locations.

5. The variance does not alter the essential character of the neighborhood.

Finding: As stated above, the building is unlike most other buildings downtown due in part to its mostly-metal facade. However, this is a benefit to the area as the primary characteristic for the downtown is good and interesting architecture. The subject proposal, even if modern and different in external materials from other parts of downtown, acts as a contrast that highlights the good features of new and

historic architecture. Because the building and façade material will contribute to the downtown, it will not alter the essential character of the neighborhood.

6. **The variance requested is the minimum variance, which would alleviate the practical difficulties.**

   Finding: While the applicant could reduce the metal to a secondary or accent material, the building design makes use of the high-quality metal material and utilizes it within contemporary architecture's approach to urban design. The building appears to be designed well and intends to be different but supportive of the downtown. The metal panels are a key material in achieving this.

7. **Economic conditions alone do not constitute practical difficulties.**

   Finding: The applicant has not made a case that an approved material is more costly, therefore making an economic conditions argument. The applicant is not making an economic case for why metal panels are used because the architectural style of the building depends on using metal.

WHEREAS, the Planning Commission recommended City Council adopt a condition of approval exterior materials on facades facing 4th St NW and 2nd Ave NW; and

WHEREAS, the City Council, at a public meeting, on September 23, 2025, considered the request, the report to the Planning Commission, and the results of the public hearing, and concurred with all findings of the Planning Commission as stated in the above recitals and hereby makes the identical findings.

NOW, THEREFORE BE IT RESOLVED BY THE CITY COUNCIL OF THE CITY FARIBAULT, MINNESOTA AS FOLLOWS:

Section 1: Approval of the Requested Variance. The City Council hereby approves the requested variance from Chapter 13, Article 6, Sec 11-70(B)(5)(a), of the City's Unified Development Ordinance. Said approval is based on the foregoing recitals, which are incorporated

herein by reference, and which constitute the findings of the City Council, all of which are to protect the public's health, safety, and welfare.

Section 2. Conditions of Approval. The City Council may impose such conditions upon the premises benefited by the variance as may be necessary to comply with the standards established by the City's ordinances, or to reduce or minimize the effect of such variance upon other properties in the neighborhood and to better carry out the intent of the variance. The condition must be directly related to and must bear a rough proportionality to the impact created by the variance. The following are conditions of approval imposed on the subject property and project.

1. The building facades facing public rights-of-way (the north façade facing 4th St NW and the west façade facing 2nd Ave NW) must consist of 50% or less metal façade materials.

2. The applicant shall utilize the façade materials when constructing the proposed building as generally consistent with the drawings as possible, as depicted in Exhibit B. Any significant deviations from this design shall require a separate variance.

3. The applicant shall apply for Site Plan Approval prior to building permit.

Section 3. Expiration of Variance. If substantial development or construction has not taken place within one (1) year of the date of approval of a variance, such variance shall be considered void unless a petition for a time extension has been granted by the City Council. Such extension request shall be submitted in writing at least thirty (30) days prior to expiration of the variance and shall state facts showing a good faith effort to complete work permitted under the original approval.

Section 4. Compliance. The City Council authorizes the Mayor, City Administrator, City Planner, and the City Attorney to take any additional steps and actions necessary or convenient to accomplish the intent of this resolution.

(Remainder of page intentionally left blank)

Section 5. Effective Date. This resolution shall become effective immediately upon its passage and without publication.

Date Adopted: September 23, 2025

Faribault City Council

_____

Thomas J. Spooner, Mayor

ATTEST:

_____

Jessica L. Kinser, City Administrator

Exhibit A
Property Legal Description

Lot 1, Block 1 and Lot 2, Block 1, HENRY M RICE SQUARE, Rice County, Minnesota

Exhibit B
Depiction of Variance

MATERIAL ID	MATERIAL
BRICK-1	FACE BRICK
MP - 1	METAL PANEL
MP - 2	METAL PANEL
MCS-1	METAL CANOPY SYSTEM
ACM - 1	ALUMINUM COMPOSITE MATERIAL
ACM - 2	ALUMINUM COMPOSITE MATERIAL
FLASH - 1	CAP FLASHING
AFS FLASH - 1	WINDOW SILL FLASHING
AFS-1	ALUMINUM WINDOW FRAMES

EXTERIOR MATERIAL AREAS AND PERCENTAGES

	NORTH	SOUTH	EAST	WEST	TOTAL	PERCENTAGE
GLASS	711 SF	287 SF	679 SF	452 SF	2251 SF	20%
METAL PANEL	1418 SF	1816 SF	2018 SF	2189 SF	7565 SF	70%
BRICK	206 SF	240 SF	320 SF	344 SF	1110 SF	10%
TOTAL	2335 SF	2343 SF	3015 SF	2985 SF	10,926 SF	

BRICK-1: INCORPORATE WARM GRAY BRICK AT BASE



MP-1:
BOX-RIBBED METAL WALL PANELS
(BLACK)



MP-2:
REVEAL METAL WALL PANELS
(BLACK OR CHARCOAL)

MP-3:
SHIP LAP WOOD ACCENT
(STEEL OR ALUMINUM PANEL)

ACM-1 AND ACM-2
ACM PANELS
(BLACK OR CHARCOAL)

NORTH BUILDING ELEVATION
3/16" = 1'-0"

SOUTH BUILDING ELEVATION
3/16" = 1'-0"

WEST BUILDING ELEVATION
3/16" = 1'-0"

EAST BUILDING ELEVATION
3/16" = 1'-0"

Exhibit C
PC Staff Report

(insert staff report exhibit after this page)

Staff Report to the Planning Commission

TO:	Planning Commission
THROUGH:	David Wanberg, CED Director
FROM:	Harry Davis, City Planning Manager
MEETING DATE:	September 15, 2025
SUBJECT:	Rebound Office Building CUP and Variance – 4th St NW and 2nd Ave NW

Request:	Applicant requests approval of a conditional use permit for off-site parking and a variance for metal architectural panels on a building in CBD near the SE corner of 4th St NW and 2nd Ave NW.
Recommendation:	The DRC and City Planning Manager recommend Planning Commission forward the requests to City Council with a recommendation of approval based on the findings in the attached draft resolutions.
Recommended Motion:	Motion to forward and recommend approval of a conditional use permit allowing off-site parking and a variance for metal panels on a building to City Council, with findings as suggested by city staff.

Request:
Matt Ganter (Applicant) from Faribault Real Estate, LLC with Sara Folsted from Rice County (Property Owner) requests approval of a conditional use permit (CUP) for a new parking lot that is not on the same property as a future office building near the corner of 4th St NW and 2nd Ave NW. The applicant also requests a variance to allow metal architectural panels on the future office building, which are expressly not allowed on properties zoned CBD. The subject properties are zoned CBD, Central Business District and (after recording the plat approved in Resolution 2025-196) contains in total approximately 48,088 square feet (1.10 acres) of land, as depicted in the attached plans.

Location at 4th St NW and 2nd Ave NW

Background and Project Description:

The subject development is currently in the middle of development entitlements that started earlier this year:

- Resolution 2025-195 was approved by Council on August 12th to change the Comprehensive Plan designation for the subject properties to Downtown.
- Ordinance 2025-10 was approved by Council on August 26th to change the zoning district for the subject properties to CBD, Central Business District.
- Resolution 2025-196 was approved by Council on August 12th to create the subject properties, of which there are two: one at the SE corner of 4th St NW and 2nd Ave NW; one at the SW corner of 4th St NW and 1st Ave NW. As of writing this report, the plat is still not recorded, but for purposes of a development momentum, the CUP and variance may still continue.

The newest requests for approval are:

- A CUP to allow off-site parking, where the future office building will be on the 4th St NW and 2nd Ave NW corner lot and most of the parking for the use will be on the separate lot at the corner of 4th St NW and 1st Ave NW. The office building will be approximately 15,000 sq ft and require 50 spaces. The proposal shows 10 spaces (including 2 ADA spaces) on the office lot with 51 spaces on the lot

to be used for parking. In addition, parking facilities on a property all on its own require a CUP, which is wrapped into the request.

The applicant's narrative to support the requests specifies that the 10 parking spaces fully on the office property will be dedicated to the future office use and the remaining spaces will be for the future office use and public use to support Rice County to the south and west, the Faribault Police Department to the east, and parking needs overall for the area. The future office use may have up to 80 employees which will be accommodated with the new parking lot and nearby on- and off-street parking facilities. The full narrative may be found attached to the report.

- A variance to allow metal panels on the future office building when no metal is allowed on buildings within the CBD zoning district. The applicant proposes metal panels on approximately 70% of the building's façade, including the visible portion of the metal screen on the roof for mechanicals. Glass is 20% of the façade, while brick skirting provides 10% of façade coverage.

  The applicant claims that the metal panels are intended to provide a modern, appealing façade for a brand new building that is adjacent to the historic parts of downtown. The building is not meant to ignore the overall look of downtown but instead provide a contrast to the masonry found on most downtown properties. The full narrative may be found in the application attached to this report.

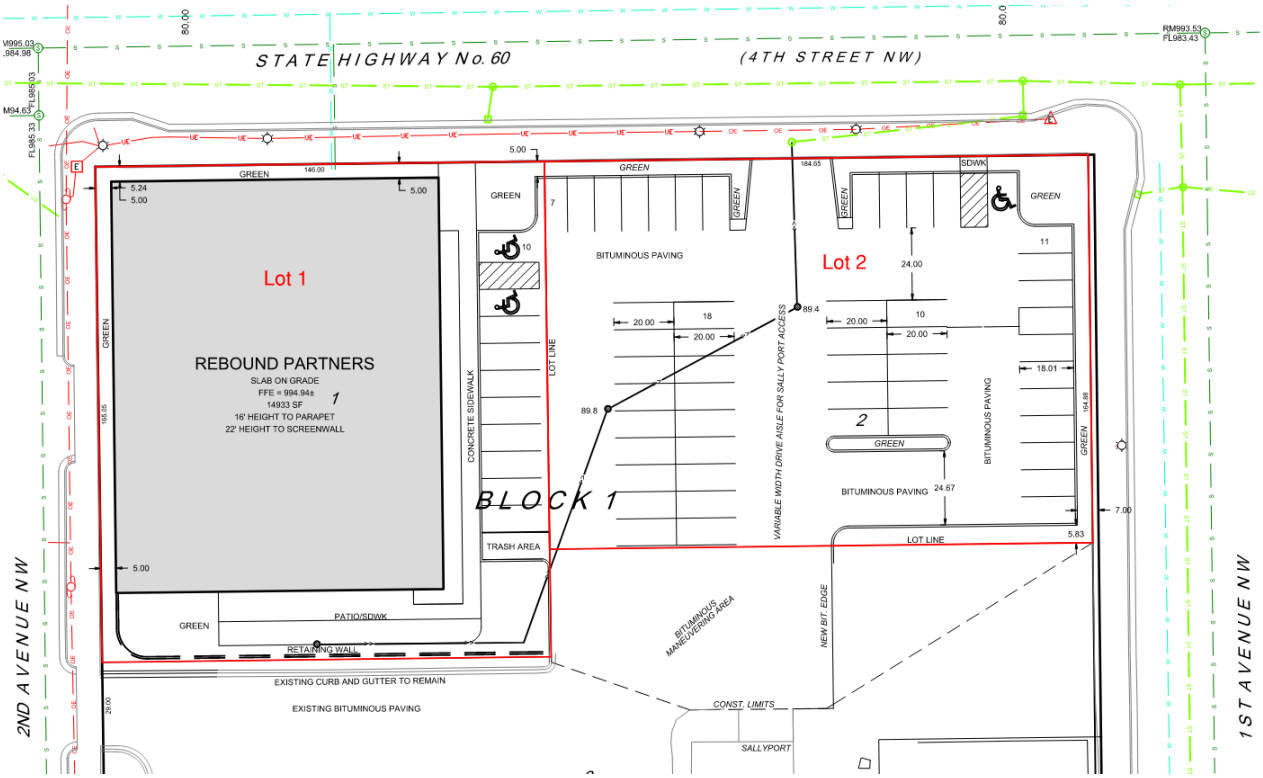

Site Plan



NORTH BUILDING ELEVATION
3/16" = 1'-0"



SOUTH BUILDING ELEVATION
3/16" = 1'-0"



WEST BUILDING ELEVATION
3/16" = 1'-0"



Building Elevations

Table 1 – Variance Table

Variance Issue	Requirement	Proposed	Variance
Building design and construction (Sec 11-70(B)(5)(a))	Prefinished metal architectural panels … shall [not] be utilized in the … CBD [District].	Approximately 70% of the façade consists of metal panels	Prefinished metal panels

Discussion:

The following provides an overview of the key planning and zoning-related items associated with:

<u>CUP Criteria and Findings Summary.</u> The proposal meets the criteria for granting a CUP. The parking lot will be for the public, and kept in public hands, but will provide key support for a future office building and nearby city and county buildings. More details on criteria and findings may be found in the associated Resolution.

Variance Criteria and Findings Summary. The proposal meets the criteria for granting a variance. The building is well-designed and the metal is a key feature in the building's architectural style. The architectural style will be in contrast to, but draw attention and support to, the historic and new architecture of downtown. More details on criteria and findings may be found in the associated Resolution.

Development Review Committee Recommendation. On September 2nd, 2025, the city's Development Review Committee (DRC) reviewed the proposed applications and recommended approval.

Public Comment. The City Planning Manager received no public comment prior to publishing this report. Notification for this item was published in the paper on September 4, 2025, and letters were sent to property owners within 350 feet.

Recommendation:

The DRC and City Planning Manager recommend Planning Commission forward and recommend approval of the CUP and variance based on the criteria and findings in the draft resolutions, with conditions of approval.

Request for Council Action

TO:	Mayor and City Council
THROUGH:	Jessica Kinser, City Administrator David Wanberg, CED Director
FROM:	Harry Davis, City Planning Manager
MEETING DATE:	September 23, 2025
SUBJECT:	Resolution 2025-239 Approve a Conditional Use Permit For Drive Through in C-2 Highway Commercial

Background:

Tareen Development Partners (Applicant) on behalf of Big & Little LLC (Property Owner) requests a conditional use permit (CUP) at 1675 Lyndale Ave NW. The subject property is zoned C-2, Highway Commercial and contains approximately 87,165 square feet (2.0 acres) of land, as depicted in the attached plans and as illustrated below. The proposed development includes demolishing the existing building at 1675 Lyndale Ave NW and construction of a new 4,000 SF Culver's Restaurant with a drive-through. The Culver's restaurant drive-through is proposed to have two menu boards which converge into a single lane to access the pick-up window on the easterly face of the building. The drive-through exits directly onto 17th Street NW.

The proposed CUP amendment is consistent with the criteria for a drive-through for restaurant use in C-2 Highway Commercial District. During public comment and public hearing, staff received comments from nearby property owners, with most in support of the project. Some neighbors are concerned about the increase in traffic on a shared private road and would like to see increased screening between properties. The applicant is working with those adjacent property owners to come to a reasonable solution regarding traffic and screening. The City Engineer does not have concerns about the proposed business and drive-through at this location.

At their September 15, 2025, meeting, the Planning Commission voted unanimously to forward and recommend approval of the project and CUP. Members of the public submitted additional letters and provided comments to the Planning Commission during the meeting. The late letters provided support for the project and a phone call before the meeting expressed similar concerns about traffic and screening. One neighbor spoke about their concerns with cut-through traffic along the private road shared with

the subject property. The applicant affirmed their intent to work with the other property owners along the private road. City staff at the meeting confirmed to the Planning Commission that the City has no jurisdiction over the private road and concerns about traffic on that road are a private matter between the property owners. The DRC, City Planning Manager, and City Engineer recommend approval of the project.

Recommendation:
Approve Resolution 2025-239

Attachments:
1. Resolution 2025-239 Approve a Conditional Use Permit For Drive Through in C-2 Highway Commercial

State of Minnesota
County of Rice

CITY OF FARIBAULT

RESOLUTION #2025-239

APPROVE A CONDITIONAL USE PERMIT FOR A DRIVE THROUGH IN A C-2 HIGHWAY COMMERCIAL DISTRICT AT 1675 LYNDALE AVE N

WHEREAS, Jim LaValle on behalf of Tareen Development Partners (the "Applicant"), along with Big and Little Properties LLC (the "Owner" and co-Applicants) request a Conditional Use Permit within 1675 Lyndale Avenue N (the "Property"), legally described in Exhibit A; and

WHEREAS, the Applicant proposes to develop a restaurant with a drive through (the "Project"), generally depicted in Exhibit B; and

WHEREAS, the Property is zoned C-2 Highway Commercial District generally depicted in Exhibit B; and

WHEREAS, Chapter 11, Article 1, Table 11-1 of the City of Faribault's Unified Development Ordinance requires a conditional use permit for a restaurant with a drive through in the C-2 Highway Commercial District; and

WHEREAS, City Staff completed a review of the Applicant's conditional use permit application and prepared a report to the Planning Commission about said request, attached as Exhibit C; and

WHEREAS, the Planning Commission, on September 15, 2025, following proper notice, held a public hearing to consider the Applicant's request; and

WHEREAS, following the public hearing, the Planning Commission unanimously recommended that the City Council approve the Applicant's

conditional use permit amendment request based on the findings required in Section 2-300 of the Unified Development Ordinance as follows:

1. **The conditional use will not be detrimental to or endanger the public health, safety, comfort, convenience, or general welfare.**

   Finding: The proposed drive-through will not be detrimental to or endanger the public health, safety, comfort, convenience, or general welfare. The use and overall development are compatible with the residential uses within the general area and adjacent commercial properties. Internal vehicular circulation is designed to provide access to customer and staff parking, the drive through with dual menu boards, pick up window or curbside delivery area. A vehicular turning movement study demonstrates there is adequate area within the parcel boundaries and by way of the common service road for product delivery and refuse collection by large vehicles. Staff does not anticipate traffic concerns which will result in adverse impacts.

2. **The conditional use will not be injurious to the use and enjoyment of other property in the vicinity and will not impede the normal and orderly development and improvement of surrounding property for uses permitted in the district.**

   Finding: The development of the restaurant with the drive-through, with placement of the drive aisles and parking, will not negatively impact other nearby properties. Properties in the immediate area are primarily commercial. A residential development known as Mill City Senior Living is located to the North and East of the Property, additional residential is located across Trunk Highway 21/Lyndale Ave. N to the west of the Property. The proposed new commercial structure and development of the property does not impede the investment and development of adjacent properties.

3. **The conditional use will be designed, constructed, operated, and maintained in a manner that is compatible in appearance with the existing or intended character of the surrounding area.**

Finding: The proposed single story restaurant is designed to be compatible and supportive in the context of other businesses in the general area. Review of the application has demonstrated that performance standards of the city are met and are complimentary of the character of the surrounding area.

4. The conditional use will not impose hazards or disturbing influences on neighboring properties.

Finding: The proposed commercial restaurant with a drive through largely contains internal vehicular circulation. Ownership of the property grants the property and business owner use of the adjoining private service road and is not expected to contribute to hazards or disturbing activities that negatively affect other properties. Menu boards are both digital and audio, but ordinance requirements address any objectionable sound transference to adjoining properties not immediately adjacent to residential dwellings.

5. The conditional use will not substantially diminish the value of neighboring properties.

Finding: The proposed redevelopment of the parcel is positioned to facilitate interest in nearby underutilized commercial property and is unlikely to diminish nearby property values. The applicant is required to provide screening to the benefit of adjacent properties. A cooperative private access agreement exists and serves as a frontage road to commercial properties located between the northern boundary of 17th Street NW and Bradley Road to the south. This agreement accommodates reinvestment in this area and may positively impact nearby property values.

6. The site is served adequately by essential public facilities and services, including utilities, access roads, drainage, police and fire protection, and schools or will be served adequately as a result of improvements proposed as part of the conditional use.

Finding: Public sewer, water, and all other applicable municipal services serve the subject property. Stormwater management design has been provided by the Applicant in advance of the approval for related permits. The property has adequate access

to the larger road network. The business may generate an expected increase in customer traffic for both the adjacent roadway system and highway. Placement of two new driveways which meet city spacing requirements along 17th Street NW support the primary exits from the property directly to the public right of way. While vehicles and customers have access to the service road, the cumulative availability of three access points allows the site to be adequately served.

7. Development and operation of the conditional use will not create excessive additional requirements at public cost for facilities and services and will not be detrimental to the economic welfare of the community.

Finding: The Project will not generate a notable increase in demand for public facilities or services. The Project's location at the intersection of two city streets, 17th St NW and Lyndale Ave N will be directly connected to the street and underground utilities. This ability to revitalize the site optimizing existing city infrastructure will not be detrimental to the economic welfare of the community.

8. Adequate measures have been or will be taken to minimize traffic congestion in the public streets and to provide for adequate on-site circulation of traffic.

Finding: The City Engineer has reviewed the project and notes that the proposed site development layout meets City access and driveway separation distances per City code and provides adequate access and ingress/egress to a public road (17th Street NW) and no detrimental impacts to traffic operations are anticipated to either 17th Street NW or the intersection of 17th Street NW and Lyndale Avenue N/TH 21.

9. The conditional use will not result in the destruction, loss, or damage of a natural, scenic, or historic feature of major importance to the community.

Finding: The Property does not have important natural, scenic, or historic features.

10. The conditional use is consistent with the applicable policies and recommendations of the City's Land Use Plan or other adopted land use studies.

Finding: The City's Comprehensive Plan guides the Property for commercial uses and is consistent with the overall project proposal.

11. **The conditional use(s), in all other respects, conforms to the applicable regulations of the district in which it is located.**

    Finding: The project conforms to the Unified Development Ordinance requirements and appliable regulations within the C-2 Highway Commercial Zoning District for a restaurant with a drive through.

WHEREAS, the Section 7-30 of the Unified Development Ordinance includes specific development standards required for drive-through restaurants which are met by this application as follows:

Restaurant, drive-through.

1. **The use shall be located only on sites having direct access to arterial or collector streets or service roads.**

   Finding: The subject site is located south of 17th Street NW, which is a local street, and has frontage onto Lyndale Ave N, which is an arterial road. The subject property has direct access to a private service road along Lyndale Ave.

2. **The public address system, if provided, shall not be audible from any residential parcel.**

   Finding: The proposed drive-through restaurant menu boards will be both digital and audio. The nearest residential properties are located to the NE at Mill City Senior Living and across Trunk Highway 21/Lyndale Ave. N to the west. Sound transference is not anticipated to negatively affect residential property and will be monitored for any nuisance which may occur.

3. **Stacking shall be provided in compliance with Section 8-270 and shall be located within applicable parking lot setbacks.**

   Finding: The proposed drive-through restaurant includes stacking for four cars at the window and adequate area for

stacking prior to the dual menu boards as required by Section 8-270 of the Unified Development Ordinance.

4. **The premises, all adjacent streets, sidewalks and alleys, and all sidewalks and alleys within one hundred (100) feet shall be inspected regularly for the purpose of removing any litter.**

   Finding: The Applicant is aware of this ongoing requirement and the City will monitor the site for compliance with this standard.

WHEREAS, the City Council, during a public meeting on September 23, 2025, considered the Applicant's conditional use permit request; and

WHEREAS, based on the City Staff report, the results of the public hearing, and the written findings of the Planning Commission as noted above, the City Council concurs with the findings of the Planning Commission and makes identical findings.

NOW, THEREFORE, BE IT RESOLVED BY THE CITY COUNCIL OF THE CITY OF FARIBAULT, MINNESOTA, AS FOLLOWS:

Section 1: Approval of a Conditional Use Permit. The City Council hereby approves the Applicant's conditional use permit request at the property described in Exhibit A to establish the drive-through at the Property described in Exhibit B, subject to the conditions in Sections 2 and 3 of this Resolution.

Section 2: Conditions of Approval. The conditional use permit is approved subject to conditions listed herein as authorized under Section 2-310 of the Unified Development Ordinance, which are deemed necessary to mitigate potential adverse impacts associated with the conditional use, to protect neighboring properties, and to achieve the objectives identified in the Unified Development Ordinance. The conditions of approval are as follows:

1. The Project must receive Site Plan approval from the City's Development Review Committee before obtaining building and development-related permits. Site Plan approval may include additional conditions of approval not listed in this conditional use permit.

2. The Owner must construct the Project substantially similar to

the Applicant's submittal included in Exhibit B of this Resolution. Any significant change, as determined by the City's Development Review Committee, would require approval of a conditional use permit amendment.

3. The Owner must conform to Section 7-30 Development Standards for a restaurant with a drive through.

4. Approval of this conditional use permit does not constitute approval of any associated signs. Separate applications for sign permits are required before sign installation and applications must meet all City ordinance requirements.

Section 3: Additional Conditions of Approval. This conditional use permit includes the following additional conditions of approval:

1. Failure of the City to act on a violation of a condition, covenant, or term of this permit is not a waiver of such condition, covenant, or term, or any subsequent violation of the same or any other condition, covenant, or term.

2. The City may inspect the Property at all reasonable times to ensure compliance with the conditions of this permit.

3. This permit is subject to the City's code requirements. The Owner must comply with all applicable federal, state, and local laws, rules, and ordinances and obtain other permissions and permits as may be required.

4. The violation of any terms or conditions of this permit, including but not limited to any applicable federal, state, or local laws, rules, regulations, and ordinances, may result in revocation of the permit. The City must give the Owner written notice of any violation and reasonable time, as determined by the City, to cure the violation before the permit revocation.

5. This permit and its conditions are binding on the parties, their successors, and assigns. This permit runs with the Property and does not affect the subsequent sale, lease, or change from current ownership. The Owner's obligations under this permit shall also be the obligations of any subsequent owners or assigns of the Property.

6. Use of the Property as allowed by this permit signifies the agreement of the permit's terms and conditions without qualification, limitation, or reservation.

7. If substantial development or construction of the Project has not taken place within one (1) year of the date of approval of the conditional use permit, such permit shall be void unless the City Council grants a time extension. The Owner must submit an extension request in writing at least thirty (30) days before the expiration of the conditional use permit.

Section 4. Findings and Incorporation of Recitals and Exhibits. Where applicable, the recitals and exhibits incorporated in this Resolution constitute the written findings of the City Council, all of which protect the public's health, safety, and welfare.

Section 5. Authorization to take Additional Steps. The City Council authorizes the Mayor, City Administrator, City Staff, and the City's Consultants to take any additional steps and actions necessary or convenient to accomplish the intent of this Resolution.

Section 6. Effective Date. This Resolution shall be effective upon passage.

(Remainder of this page intentionally left blank)

Date Adopted: September 23, 2025

Faribault City Council

_____

Thomas J. Spooner, Mayor

ATTEST:

_____

Jessica L. Kinser, City Administrator

Exhibit A
Legal Description

Lot 1 of the Replat of Lot 1, Block 2, McKellip's 1st
(Torrens Property – Certificate of Title No. 6967.0)

Exhibit B
Depiction of Conditional Use Permit

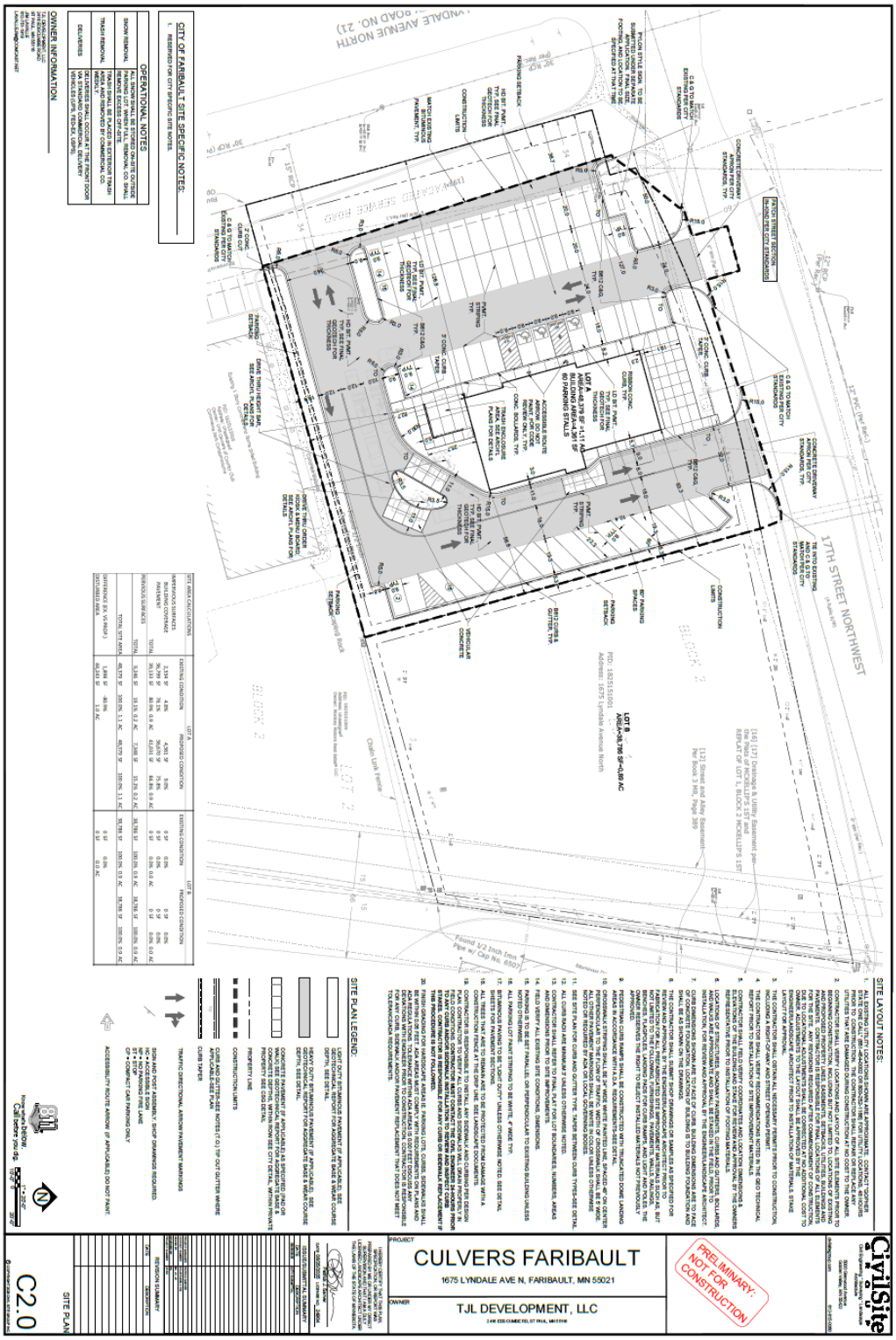

Exhibit C
Staff Report from Planning Commission

(insert document after this page)

Staff Report to the Planning Commission

TO:	Planning Commission
THROUGH:	Harry Davis, City Planning Manager
FROM:	Leslie McGillivray-Rivas, Planner I Mark DuChene, Director of Engineering
MEETING DATE:	September 15, 2025
SUBJECT:	Culver's Restaurant/1675 Lyndale Ave. N – CUP

Request:	Applicant requests CUP approval for Drive Through for a Culver's Restaurant.
Recommendation:	The DRC, City Engineer, and City Planning Manager recommend approval of the CUP to City Council based on the findings and conditions in the attached draft resolutions.
Recommended Motion:	Motion to forward and recommend approval of the CUP request for the Drive Through for a Culver's Restaurant to City Council, with findings and conditions suggested by city staff.

Request:
Tareen Development Partners (Applicant) on behalf of Big & Little LLC (Property Owner) requests a conditional use permit (CUP) at 1675 Lyndale Ave N. The subject property is zoned C-2, Highway Commercial and contains approximately 87,165 square feet (2.0 acres) of land, as depicted in the attached plans and as illustrated below.

1 Illustration for Culver's at 1675 Lyndale Ave. N

Background and Project Description:

The proposed development includes demolishing the existing building at 1675 Lyndale Ave N and construction of a new 4,000 SF Culver's Restaurant with a drive-through. The proposed restaurant business is to occur in the westerly portion of the parcel. A future lot division is anticipated to occur creating two developable lots and is a separate action from the CUP. The Culver's restaurant drive through is proposed to have two menu boards which converge into a single lane to access the pick-up window on the easterly face of the building. Curb side pickup occurs when vehicles exiting the menu board accesses the one-way drive lane to park along the future northern parcel boundary. To leave the site, both lanes exit directly onto 17th Street NW. In-house dining is supported by a parking lot located to the west of the proposed structure.

2 *Location at 17th Street NW and Lyndale Ave. N*

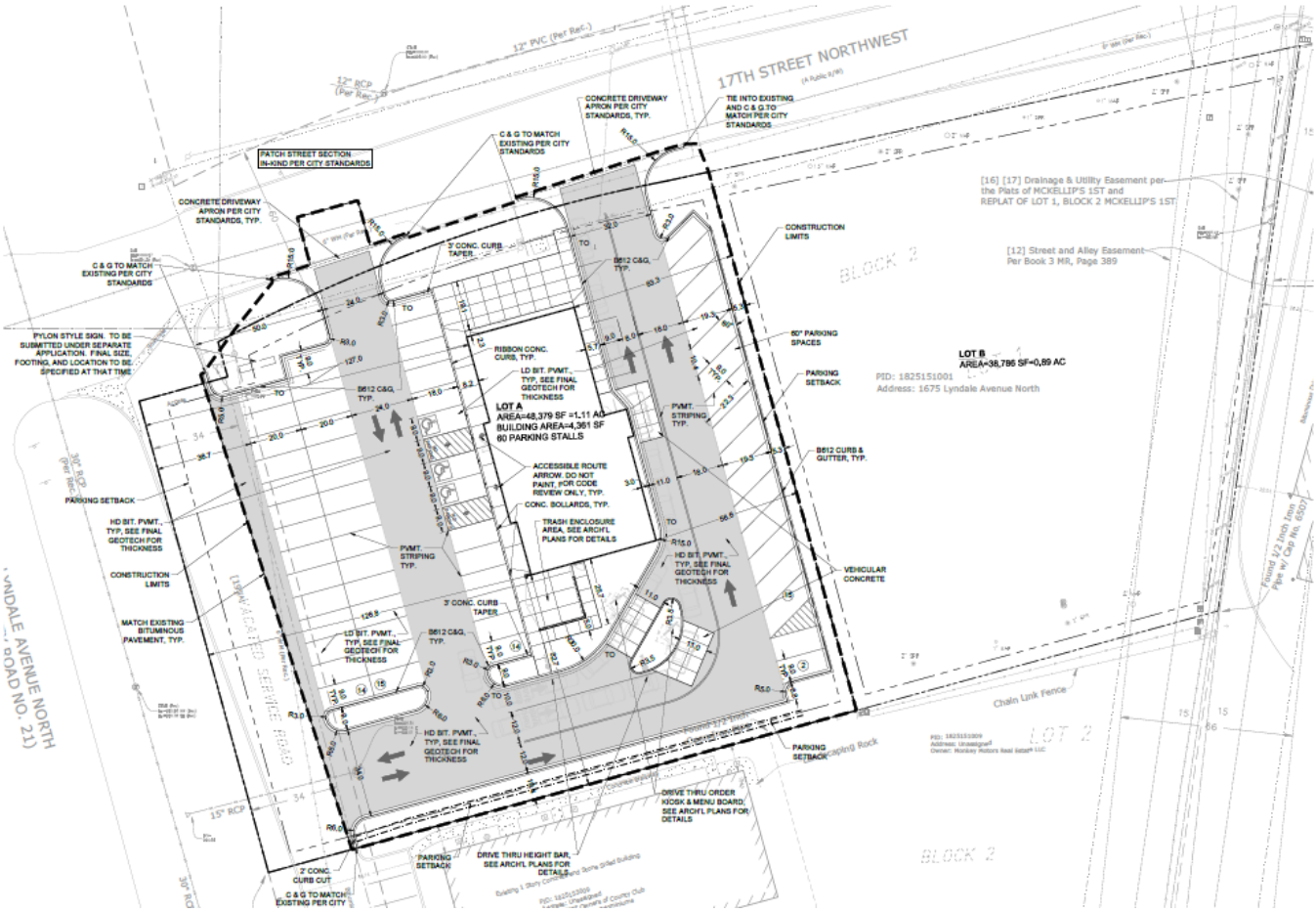

3 Culver's Site Plan

4 Culver's Elevations/Cross Sections

Road Network: Contextually, this property and connected properties to the south are in the McKellips 1st Subdivision and Replat of McKellips 1st Subdivision. Within this area, properties are served internally with a privately maintained service road on the western perimeter. The service road is accessed from 17th St. NW to the north and extends to the Bradley Road to the south. Trunk Highway 21, also known as Lyndale Avenue N, is located west of the parcel and service road. This road is under the jurisdiction of the Minnesota Department of Transportation (MNDOT). The intersection northwesterly of the site contains a ¾ right turn which allows northbound traffic to exit to the service road and 17th Street NW. Westbound vehicles can access Lyndale Avenue N/T.H. 21 with a right turning movement.

Internal Vehicle Turning Movements:
The applicant provided a turning radius study which illustrates how service vehicles are expected to access and exit the property. The applicant narrative states that business hours will be between 10:00AM and 11:00PM with the possibility of the drive-through extending business hours to 12:00AM if the demand warrants it. Deliveries and trash service will occur between 12:00AM and 9:00AM to ensure that parking and drive lanes are open during business hours. The site will have two ingress and three egress points which are designed to accommodate customer volume, stacking for the drive-throughs and space to accommodate service deliveries.

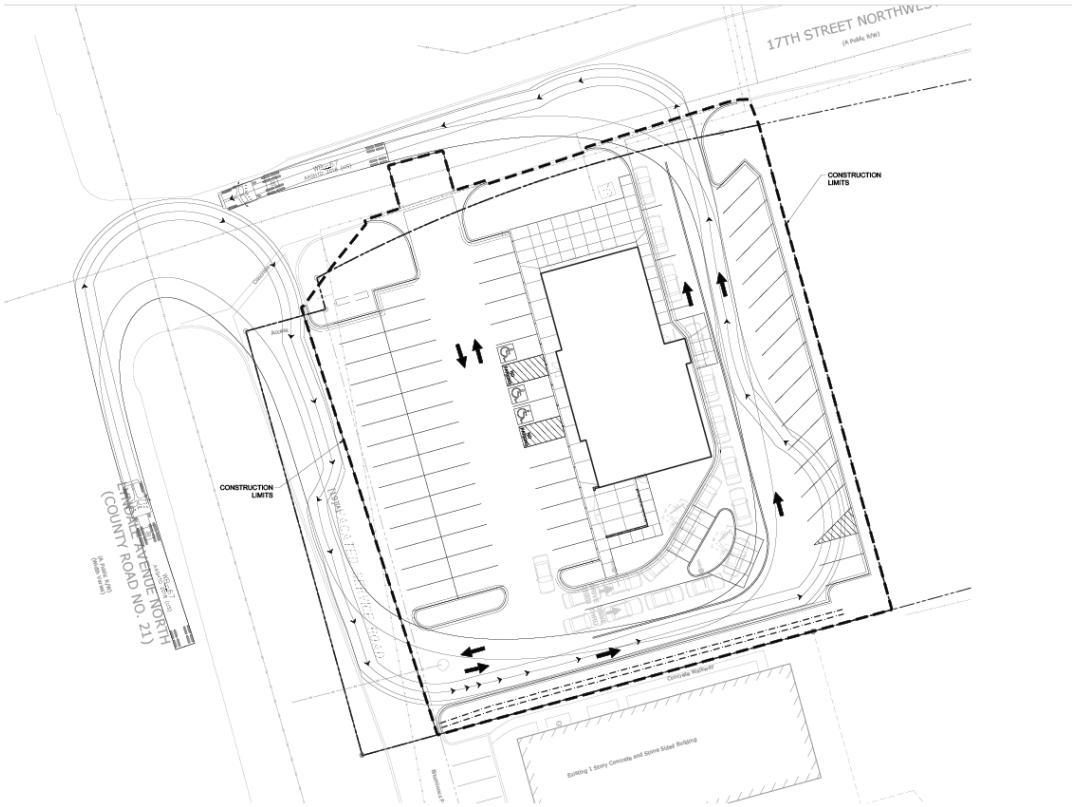

5 *Turning Movement Illustration*

Discussion:
The proposed CUP is consistent with the planning and zoning aspects of the City's Unified Development Ordinance. The following provides an overview of the key planning and zoning-related items associated with:

Conditional Use Permit (CUP) Summary. The proposed CUP amendment is consistent with the criteria for a drive-through for restaurant use in C-2 Highway Commercial District.

Development Review Committee Recommendation. The City's Development Review Committee (DRC) reviewed the proposed application on September 2, 2025, and recommended approval of the CUP. Upon CUP approval, the applicant will submit for Site Plan Review and building permit prior to the onset of winter. The Applicant intends to subdivide the single parcel into two lots sometime in the future.

Public Comment. Notification for this item was published in the paper on September 4, 2025, and letters sent to property owners within 350-feet.
City Staff received communication from two individuals. One is a property owner of a business located within a suite within the multi-tenant building located south of the project. The adjacent property owner's topics of concern include the following:

1. Request for screening and landscaping between the properties.
2. Concerns with increased vehicular traffic on a private road creating a safety hazard of traffic movements and potential for blocking of adjoining businesses parking from vehicle volume and cars stacking to access the drive through.
3. Consideration for the City to take ownership of the service drive.
4. Request for delay of Planning Commission Action to discuss the project and its impact on the area.

City Engineer Response to above comments:

- Concern #2. The proposed site development layout meets City access and driveway separation distances per City Code and provides adequate access and ingress/egress to a public road (17th Street NW) and no detrimental impacts to traffic operations are anticipated to either 17th Street NW or the intersection of 17th Street NW and Lyndale Avenue N/TH 21. Concerns about additional traffic on the private access road are considered a private matter and not under the jurisdiction of the City.
- Concern #3. City staff would not recommend taking ownership of the service road as it does not serve public benefit and is not constructed to City Design Standards.

Staff received a second public comment from the subject property's current property owner in support of the development proposal.

Recommendation:
The DRC, City Engineer, and City Planning Manager recommend approval of the CUP to City Council based on the findings and conditions in the attached draft ordinance and resolutions.

Request for Council Action

TO:	Mayor and City Council
THROUGH:	Jessica Kinser, City Administrator
FROM:	
MEETING DATE:	September 23, 2025
SUBJECT:	Ordinance 2025-13 Granting To Northern States Power Company, A Minnesota Corporation, Its Successors And Assigns, Permission To Construct, Operate, Repair And Maintain In The City Of Faribault, Minnesota, An Electric Distribution System And Transmission Lines, Including Necessary Poles, Lines, Fixtures And Appurtenances, For The Furnishing Of Electric Energy To The City, Its Inhabitants, And Others, And To Use The Public Grounds And Public Ways Of The City For Such Purposes (Second Reading)

Background:

The City's franchise for the electrical distribution and transmission system with Xcel Energy (Northern States Power Company) has expired and is in need of renewal before the end of September in order for the franchise fee to continue to be collected. The ordinance does not propose any significant changes other than cleaning up some language that has no impact on how we work together with Xcel in the City of Faribault.

This is the second reading. No comments were received following the first reading.

Recommendation:

Approve the second reading of Ordinance 2025-13

Attachments:

1. Ordinance 2025-13 Xcel Electric Franchise

ELECTRIC FRANCHISE ORDINANCE

ORDINANCE NO. 2025-13.

CITY OF FARIBAULT, RICE COUNTY, MINNESOTA

AN ORDINANCE GRANTING TO NORTHERN STATES POWER COMPANY, A MINNESOTA CORPORATION, ITS SUCCESSORS AND ASSIGNS, PERMISSION TO CONSTRUCT, OPERATE, REPAIR AND MAINTAIN IN THE CITY OF FARIBAULT, MINNESOTA, AN ELECTRIC DISTRIBUTION SYSTEM AND TRANSMISSION LINES, INCLUDING NECESSARY POLES, LINES, FIXTURES AND APPURTENANCES, FOR THE FURNISHING OF ELECTRIC ENERGY TO THE CITY, ITS INHABITANTS, AND OTHERS, AND TO USE THE PUBLIC GROUNDS AND PUBLIC WAYS OF THE CITY FOR SUCH PURPOSES.

THE CITY COUNCIL OF THE CITY OF FARIBAULT, RICE COUNTY, MINNESOTA, ORDAINS:

SECTION 1. DEFINITIONS.

For purposes of this Ordinance, the following capitalized terms listed in alphabetical order shall have the following meanings:

1.1 **City.** The City of Faribault, County of Rice, State of Minnesota.

1.2 **City Utility System.** Facilities used for providing non-energy related public utility service owned or operated by City or agency thereof, including sewer and water service, but excluding facilities for providing heating, lighting or other forms of energy.

1.3 **Commission.** The Minnesota Public Utilities Commission, or any successor agency or agencies, including an agency of the federal government, which preempts all, or part of the authority to regulate electric retail rates now vested in the Minnesota Public Utilities Commission.

1.4 **Company.** Northern States Power Company, a Minnesota corporation, its successors and assigns.

1.5 **Electric Facilities.** Electric transmission and distribution towers, poles, lines, guys, anchors, conduits, fixtures, and necessary appurtenances owned or operated by Company for the purpose of providing electric energy for public use.

1.6 **Notice**. A written notice served by one party on the other party referencing one or more provisions of this Ordinance. Notice to Company shall be mailed to the General Counsel, 401 Nicollet Mall, 8th Floor, Minneapolis, MN 55401. Notice to the City shall be mailed to the City Administrator, City of Faribault, 208 NW 1st Avenue, Faribault, MN 55021. Either party may change its respective address for the purpose of this Ordinance by written notice to the other party.

1.7 **Public Ground.** Land owned by the City for park, open space or similar purpose, which is held for use in common by the public.

1.8 **Public Way.** Any street, alley, walkway or other public right-of-way within the City.

SECTION 2. ADOPTION OF FRANCHISE.

2.1 Grant of Franchise. City hereby grants Company, for a period of 20 years from the date this Ordinance passed and approved by the City, the right to transmit and furnish electric energy for light, heat, power and other purposes for public and private use within and through the limits of the City as its boundaries now exist or as they may be extended in the future. For these purposes, Company may construct, operate, repair and maintain Electric Facilities in, on, over, under and across the Public Grounds and Public Ways of City, subject to the provisions of this Ordinance. Company may do all reasonable things necessary or customary to accomplish these purposes, subject, however, to such reasonable regulations as may be imposed by the City pursuant to state law.

2.2 Effective Date; Written Acceptance. This franchise agreement shall be in force and effect from and after passage of this Ordinance, its acceptance by Company, and its publication as required by law. The City, by Council resolution, may revoke this franchise agreement if Company does not file a written acceptance with the City within 90 days after publication.

2.3 Service and Rates. The service to be provided and the rates to be charged by Company for electric service in City are subject to the jurisdiction of the Commission. The area within the City in which Company may provide electric service is subject to the provisions of Minnesota Statutes, Section 216B.40.

2.4 Publication Expense. The expense of publication of this Ordinance will be paid by City and reimbursed to City by Company.

2.5 Dispute Resolution. If either party asserts that the other party is in default in the performance of any obligation hereunder, the complaining party shall notify the other party of the default and the desired remedy. The notification shall be written. Representatives of the parties must promptly meet and attempt in good faith to negotiate a resolution of the dispute. If the dispute is not resolved within 30 days of the written notice, the parties may jointly select a mediator to facilitate further discussion. The parties will equally share the fees and expenses of this mediator. If a mediator is not used, or if the parties are unable to resolve the dispute within 30 days after first meeting with the selected mediator, either party may commence an action in District Court to interpret and enforce this franchise or for such other relief as may be permitted by law or equity for breach of contract, or either party may take any other action permitted by law.

2.6 Continuation of Franchise. If the City and Company are unable to agree on the terms of a new franchise by the time this Franchise expires, this Franchise will remain in effect until a new franchise is agreed upon, or until 90 days after the City or Company serves written Notice to the other party of its intention to allow the franchise to expire, but in no event shall this franchise continue for more than one year after expiration of the 20-year term set forth in Section 2.1.

SECTION 3. LOCATION, OTHER REGULATIONS.

3.1 Location of Facilities. Electric Facilities shall be located, constructed and maintained so as not to interfere with the safety and convenience of ordinary travel along and over Public Ways and so

as not to disrupt normal operation of any City Utility System previously installed therein. Electric Facilities shall be located on Public Grounds as determined by the City. Company's construction, reconstruction, operation, repair, maintenance and location of Electric Facilities shall be subject to permits if required by separate ordinance and to other reasonable regulations of the City to the extent not inconsistent with the terms of this franchise agreement. Company may abandon underground Electric Facilities in place, provided at the City's request, Company will remove abandoned metal or concrete encased conduit interfering with a City improvement project, but only to the extent such conduit is uncovered by excavation as part of the City improvement project.

3.2 Field Locations. Company shall provide field locations for its underground Electric Facilities within City consistent with the requirements of Minnesota Statutes, Chapter 216D.

3.3 Street Openings. Company shall not open or disturb any Public Ground or Public Way for any purpose without first having obtained a permit from the City, if required by a separate ordinance, for which the City may impose a reasonable fee. Permit conditions imposed on Company shall not be more burdensome than those imposed on other utilities for similar facilities or work. Company may, however, open and disturb any Public Ground or Public Way without permission from the City where an emergency exists requiring the immediate repair of Electric Facilities. In such event Company shall notify the City by telephone, email, or equivalent to the office designated by the City as soon as practicable. Not later than the second working day thereafter, Company shall obtain any required permits and pay any required fees.

3.4 Restoration. After undertaking any work requiring the opening of any Public Ground or Public Way, Company shall restore the same, including paving and its foundation, in accordance with Minnesota Rules, part 7819.1100 and applicable City ordinances consistent with state law. Company shall restore Public Ground to as good a condition as formerly existed, and shall maintain any paved surface in good condition for one year thereafter. The work shall be completed as promptly as weather permits, and if Company shall not promptly perform and complete the work, remove all dirt, rubbish, equipment and material, and put the Public Ground or Public Way in the said condition, the City shall have, after demand to Company to cure and the passage of a reasonable period of time following the demand, but not to exceed five days, the right to make the restoration at the expense of Company. Company shall pay to the City the cost of such work done for or performed by the City. This remedy shall be in addition to any other remedy available to the City for noncompliance with this Section 3.4.

3.5 Avoid Damage to Electric Facilities. Nothing in this Ordinance relieves any person from liability arising out of the failure to exercise reasonable care to avoid damaging Electric Facilities while performing any activity.

3.6 Notice of Improvements. The City must give Company reasonable notice of plans for improvements to Public Grounds or Public Ways where the City has reason to believe that Electric Facilities may affect or be affected by the improvement. The notice must contain: (i) the nature and character of the improvements, (ii) the Public Grounds and Public Ways upon which the improvements are to be made, (iii) the extent of the improvements, (iv) the time when the City will start the work, and (v) if more than one Public Ground or Public Way is involved, the order in which the work is to proceed. The notice must be given to Company a sufficient length of time in advance of the actual commencement of the work to permit Company to make any necessary additions, alterations or repairs to its Electric Facilities.

3.7 Shared Use of Poles. Company shall make space available on its poles or towers for City fire, water utility, police or other City facilities upon terms and conditions acceptable to Company whenever such use will not interfere with the use of such poles or towers by Company, by another electric utility, by a telephone utility, or by any cable television company or other form of communication company. In addition, the City shall pay for any added cost incurred by Company because of such use by City.

SECTION 4. RELOCATIONS.

4.1 Relocation of Electric Facilities in Public Ways. Company and City shall comply with the provisions of Minnesota Rules 7819.3100 with respect to requests for the Company to relocate Electric Facilities located in Public Ways. Except as provided in Section 4.3, Company shall relocate its Electric Facilities at its own expense. The City shall give Company reasonable notice of plans to vacate for a City improvement project, or to grade, regrade, or change the line of any Public Way or to construct or reconstruct any City Utility System. If a relocation is ordered within five years of a prior relocation of the same Electric Facilities, which was made at Company expense, the City shall reimburse Company for non-betterment costs on a time and material basis, provided that if a subsequent relocation is required because of the extension of a City Utility System to a previously unserved area, Company may be required to make the subsequent relocation at its expense.

4.2 Relocation of Electric Facilities in Public Ground. City may require Company, at Company's expense, to relocate or remove its Electric Facilities from Public Ground upon a finding by City that the Electric Facilities have become or will become a substantial impairment to the existing or proposed public use of the Public Ground.

4.3 Projects with Federal Funding. City shall not order Company to remove or relocate its Electric Facilities when a Public Way is vacated, improved or realigned for a right-of-way project or any other project which is financially subsidized in whole or in part by the Federal Government or any agency thereof, unless the reasonable non-betterment costs of such relocation are first paid to Company. The City is obligated to pay Company only for those portions of its relocation costs for which City has received federal funding specifically allocated for relocation costs in the amount requested by the Company, which allocated funding the City shall specifically request. Relocation, removal or rearrangement of any Company Electric Facilities made necessary because of a federally aided highway project shall be governed by the provisions of Minnesota Statutes, Section 161.46, as supplemented or amended. It is understood that the rights herein granted to Company are valuable rights.

4.4 No Waiver. This franchise a shall not be construed to waive or modify any rights obtained by Company for installations within a right-of-way acquired by easement or prescriptive right before the applicable Public Ground or Public Way was established, or Company's rights under state or county permit.

SECTION 5. TREE TRIMMING.

Company may trim all trees and shrubs in the Public Grounds and Public Ways of City to the extent Company finds necessary to avoid interference with the proper construction, operation, repair and maintenance of any Electric Facilities installed hereunder, provided that Company shall save the

City harmless from any liability arising therefrom, and subject to permit or other reasonable regulation by the City.

SECTION 6. INDEMNIFICATION.

6.1 Indemnity of City. Company shall indemnify, keep and hold the City free and harmless from any and all liability on account of injury to persons or damage to property occasioned by the construction, maintenance, repair, inspection, the issuance of permits, or the operation of the Electric Facilities located in the Public Grounds and Public Ways. The City shall not be indemnified for losses or claims occasioned through its own negligence except for losses or claims arising out of or alleging the City's negligence as to the issuance of permits for, or inspection of, Company's plans or work The City shall not be indemnified if the injury or damage results from the performance in a proper manner, of acts reasonably deemed hazardous by Company, and such performance is nevertheless ordered or directed by City after notice of Company's determination.

6.2 Defense of City. In the event a suit is brought against the City under circumstances where this agreement to indemnify applies, Company at its sole cost and expense shall defend the City in such suit if written notice thereof is promptly given to Company within a period wherein Company is not prejudiced by lack of such notice. If Company is required to indemnify and defend, it will thereafter have control of such litigation, but Company may not settle such litigation without the consent of the City, which consent shall not be unreasonably withheld. This section is not, as to third parties, a waiver of any defense or immunity otherwise available to the City and Company, in defending any action on behalf of the City, shall be entitled to assert in any action every defense or immunity that the City could assert in its own behalf. This Franchise shall not constitute a waiver by the City of any of its defenses of immunity or limitations on liability under Minnesota Statutes, Chapter 466.

SECTION 7. VACATION OF PUBLIC WAYS.

The City shall give Company at least two weeks prior written notice of a proposed vacation of a Public Way. The City and the Company shall comply with Minnesota Rules 7819.3100 and 7819.3200 with respect to any request for vacation. Further, except where required for a City improvement project, the vacation of any Public Way, after the installation of Electric Facilities, shall not operate to deprive Company of its rights to operate and maintain such Electric Facilities, until the reasonable cost of relocating the same and the loss and expense resulting from such relocation are first paid to Company. In no case, however, shall City be liable to Company for failure to specifically preserve a right-of-way under Minnesota Statutes, Section 160.29.

SECTION 8. CHANGE IN FORM OF GOVERNMENT.

Any change in the form of government of the City shall not affect the validity of this Ordinance. Any governmental unit succeeding the City shall, without the consent of Company, succeed to all of the rights and obligations of the City provided in this Ordinance.

SECTION 9. FRANCHISE FEE.

9.1 Fee Schedule. During the term of the franchise hereby granted, the City shall continue to require Company to pay a franchise fee as established in Ordinance 2005-20, as amended, which

was most recently updated in Ordinance 2021-9, and included in the City Code in Appendix A, enacted in accordance with Minnesota Statutes, sections 216B.36 and 301B.01.

9.2 Separate Ordinance. Any modification to the franchise fee shall be imposed by a separate ordinance duly adopted by the City Council which ordinance shall not be adopted until at least 90 days after written notice enclosing such proposed ordinance has been served upon Company by certified mail. The updated fee shall not become effective until the beginning of a Company billing month at least 90 days after written notice enclosing such adopted ordinance has been served upon Company by certified mail. Section 2.5 shall constitute the sole remedy for solving disputes between Company and the City in regard to the interpretation of, or enforcement of, the separate ordinance. The fee may be (1) a percentage of gross revenues received by the Company for its operations within the City, or (2) a flat fee, or (3) on some other similar basis as agreed to by the parties. The method of imposing the franchise fee, the percentage of revenue rate, or the flat fee may differ for each customer class or combine the methods described in (1) – (3) above in assessing the fee. The City shall use a formula that provides a stable and predictable amount of fees and complies with Commission rules and orders and Company tariffs, and that Company is reasonably able to implement under its then-current billing system.

9.3 Terms Defined. For the purpose of this Section 9, the following definitions apply:

9.3.1 "Customer Class" shall refer to the classes listed on the Fee Schedule and as defined or determined in Company's electric tariffs on file with the Commission.

9.4 Collection of the Fee. The franchise fee shall be payable quarterly and shall be based on the amount collected by Company during complete billing months during the period for which payment is to be made by imposing a surcharge equal to the designated franchise fee for the applicable customer classification in all customer billings for electric service in each class. The payment shall be due the last business day of the month following the period for which the payment is made. The franchise fee may be changed by ordinance from time to time; however, each change shall meet the same notice requirements and not occur more often than annually and no charge shall require a collection from any customer for electric service in excess of the amounts specifically permitted in the then current franchise fee ordinance. The time and manner of collecting the franchise fee is subject to the approval of the Commission. No franchise fee shall be payable by Company if Company is legally unable to first collect an amount equal to the franchise fee from its customers in each applicable class of customers by imposing a surcharge in Company's applicable rates for electric service. Company may pay the City the fee based upon the surcharge billed subject to subsequent reductions to account for uncollectibles, refunds and correction of erroneous billings. Company agrees to make its records available for inspection by the City at reasonable times provided that the City and its designated representative agree in writing not to disclose any information which would indicate the amount paid by any identifiable customer or customers or any other information regarding identified customers.

9.5 Equivalent Fee Requirement. The separate ordinance imposing the fee shall not be effective against Company unless it lawfully imposes and the City monthly or more often collects a fee or tax of substantially similar amount on the receipts from sales of electric energy within the City by any other electric energy supplier, provided that, as to such a supplier, the City has the authority to require a franchise fee or to impose a tax.

9.6 Continuation of Franchise Fee. If this franchise expires and the City and the Company are unable to agree upon terms of a new franchise, the franchise fee, if any being imposed by the City at the time this franchise expires, will remain in effect until a new franchise is agreed upon, but in no event shall the franchise fee continue past the franchise expiration as provided in section 2.6 above.

SECTION 10. PROVISIONS OF ORDINANCE.

10.1 Severability. Every section, provision, or part of this Ordinance is declared separate from every other section, provision, or part and if any section, provision, or part shall be held invalid, it shall not affect any other section, provision, or part. Where a provision of any other City ordinance conflicts with the provisions of this Ordinance, the provisions of this Ordinance shall prevail.

10.2 Limitation on Applicability. This Ordinance constitutes a franchise agreement between the City and Company as the only parties, and no provision of this franchise shall in any way inure to the benefit of any third person (including the public at large) so as to constitute any such person as a third party beneficiary of the agreement or of any one or more of the terms hereof, or otherwise give rise to any cause of action in any person not a party hereto.

SECTION 11. AMENDMENT PROCEDURE.

Either party to this franchise agreement may at any time propose that the agreement be amended to address a subject of concern and the other party will consider whether it agrees that the amendment is mutually appropriate. If an amendment is agreed upon, this Ordinance may be amended at any time by the City passing a subsequent ordinance declaring the provisions of the amendment, which amendatory ordinance shall become effective upon the filing of Company's written consent thereto with the City Clerk within 90 days after the date of final passage by the City of the amendatory ordinance.

SECTION 12. PREVIOUS FRANCHISES SUPERSEDED.

This franchise supersedes Ordinance 2004-22

First Reading Passed and Approved: September 16, 2025

Second Reading Passed and Approved: September 23, 2025

_____
Mayor

Attest:

_____
City Administrator

Date Published: September 27, 2025

Request for Council Action

TO:	Mayor and City Council
THROUGH:	Jessica Kinser, City Administrator
FROM:	
MEETING DATE:	September 23, 2025
SUBJECT:	Approve Summary Publication of Ordinance 2025-13

Background:

Ordinance 2025-13 will take effect on the date of its publication in the official newspaper of the City of Faribault. Instead of publishing the entire ordinance, the Faribault City Charter allows the City Council, with a five-sevenths vote, to approve a summary publication of the ordinance that informs the public of the ordinance's title, intent, and effect. The summary must also state the complete text of the ordinance is on file at the City Administrator's office. Refer to the attached summary publication of Ordinance 2025-13.

Recommendation:

Approve the Summary Publication

Attachments:

1. Ordinance 2025-13 Summary Publication

Summary Publication

CITY OF FARIBAULT
ORDINANCE No. 2025-13

GRANTING TO NORTHERN STATES POWER COMPANY, A MINNESOTA CORPORATION, ITS SUCCESSORS AND ASSIGNS, PERMISSION TO CONSTRUCT, OPERATE, REPAIR AND MAINTAIN IN THE CITY OF FARIBAULT, MINNESOTA, AN ELECTRIC DISTRIBUTION SYSTEM AND TRANSMISSION LINES, INCLUDING NECESSARY POLES, LINES, FIXTURES AND APPURTENANCES, FOR THE FURNISHING OF ELECTRIC ENERGY TO THE CITY, ITS INHABITANTS, AND OTHERS, AND TO USE THE PUBLIC GROUNDS AND PUBLIC WAYS OF THE CITY FOR SUCH PURPOSES

On September 23, 2025, the Faribault City Council adopted Ordinance 2025-13. This ordinance amends Appendix A- Franchises, Article II- Utilities, Division 1- Electric- Xcel Energy of the City Code of Ordinances regarding regulation of backflow devices. A printed copy of the ordinance is available for inspection during regular business hours at Faribault City Hall.

First Reading:	September 19, 2025
Second Reading:	September 23, 2025
Publication Date:	September 27, 2025

Request for Council Action

TO:	Mayor and City Council
THROUGH:	Jessica Kinser, City Administrator
FROM:	
MEETING DATE:	September 23, 2025
SUBJECT:	Ordinance 2025-14 Granting To Northern States Power Company, A Minnesota Corporation, Its Successors And Assigns, Permission To Erect A Gas Distribution System For The Purposes Of Constructing, Operating, Repairing And Maintaining In The City Of Faribault, Minnesota, The Necessary Gas Pipes, Mains And Appurtenances For The Transmission Or Distribution Of Gas To The City And Its Inhabitants And Others And Transmitting Gas Into And Through The City And To Use The Public Grounds And Public Ways Of The City For Such Purposes (Second Reading)

Background:

The City maintains a franchise agreement with Xcel Energy (Northern States Power) for the provision of a gas distribution system within the City of Faribault. This franchise has expired needs to be renewed before the end of September in order to not disrupt the collection of franchise fees. No substantive changes occurred as part of the process to put together the attached ordinance.

This is the second reading of the ordinance. No comments have been received since the first reading.

Recommendation:

Approve the second reading of Ordinance 2025-14.

Attachments:

1. Ordinance 2025-14 Xcel Gas Franchise Faribault

GAS FRANCHISE ORDINANCE

ORDINANCE NO. 2025-14.

CITY OF FARIBAULT, RICE COUNTY, MINNESOTA

AN ORDINANCE GRANTING TO NORTHERN STATES POWER COMPANY, A MINNESOTA CORPORATION, ITS SUCCESSORS AND ASSIGNS, PERMISSION TO ERECT A GAS DISTRIBUTION SYSTEM FOR THE PURPOSES OF CONSTRUCTING, OPERATING, REPAIRING AND MAINTAINING IN THE CITY OF FARIBAULT, MINNESOTA, THE NECESSARY GAS PIPES, MAINS AND APPURTENANCES FOR THE TRANSMISSION OR DISTRIBUTION OF GAS TO THE CITY AND ITS INHABITANTS AND OTHERS AND TRANSMITTING GAS INTO AND THROUGH THE CITY AND TO USE THE PUBLIC GROUNDS AND PUBLIC WAYS OF THE CITY FOR SUCH PURPOSES.

THE CITY COUNCIL OF THE CITY OF FARIBAULT, RICE COUNTY, MINNESOTA, ORDAINS:

SECTION 1. DEFINITIONS.

For purposes of this Ordinance, the following capitalized terms listed in alphabetical order shall have the following meanings:

1.1 **City.** The City of Faribault, County of Rice, State of Minnesota.

1.2 **City Utility System.** Facilities used for providing non-energy related public utility service owned or operated by City or agency thereof, including sewer and water service, but excluding facilities for providing heating, lighting or other forms of energy.

1.3 **Commission.** The Minnesota Public Utilities Commission, or any successor agency or agencies, including an agency of the federal government, which preempts all, or part of the authority to regulate Gas retail rates now vested in the Minnesota Public Utilities Commission.

1.4 **Company.** Northern States Power Company, a Minnesota corporation, its successors and assigns.

1.5 **Gas.** "Gas" as used herein shall be held to include natural gas, manufactured gas, or other form of gaseous energy.

1.6 **Gas Facilities.** Pipes, mains, regulators, and other facilities owned or operated by Company for the purpose of providing gas service for public use.

1.7 **Notice**. A written notice served by one party on the other party referencing one or more provisions of this Ordinance. Notice to Company shall be mailed to the General Counsel, 401 Nicollet Mall, 8th Floor, Minneapolis, MN 55401. Notice to the City shall be mailed to the City Administrator, City of Faribault, 208 NW 1st Avenue, Faribault, MN 55021. Either party may change its respective address for the purpose of this Ordinance by written notice to the other party.

1.8 **Public Ground.** Land owned by the City for park, open space or similar purpose, which is held for use in common by the public.

1.9 **Public Way.** Any street, alley, walkway or other public right-of-way within the City.

SECTION 2. ADOPTION OF FRANCHISE.

2.1 Grant of Franchise. City hereby grants Company, for a period of 20 years from the date this Ordinance passed and approved by the City, the right to transmit and furnish gas energy for light, heat, power and other purposes for public and private use within and through the limits of the City as its boundaries now exist or as they may be extended in the future. For these purposes, Company may construct, operate, repair and maintain Gas Facilities in, on, over, under and across the Public Grounds and Public Ways of City, subject to the provisions of this Ordinance. Company may do all reasonable things necessary or customary to accomplish these purposes, subject, however, to such reasonable regulations as may be imposed by the City pursuant to state law.

2.2 Effective Date; Written Acceptance. This franchise agreement shall be in force and effect from and after passage of this Ordinance, its acceptance by Company, and its publication as required by law. The City by Council resolution may revoke this franchise agreement if Company does not file a written acceptance with the City within 90 days after publication.

2.3 Service and Rates. The service to be provided and the rates to be charged by Company for Gas service in City are subject to the jurisdiction of the Commission.

2.4 Publication Expense. The expense of publication of this Ordinance will be paid by City and reimbursed to City by Company.

2.5 Dispute Resolution. If either party asserts that the other party is in default in the performance of any obligation hereunder, the complaining party shall notify the other party of the default and the desired remedy. The notification shall be written. Representatives of the parties must promptly meet and attempt in good faith to negotiate a resolution of the dispute. If the dispute is not resolved within 30 days of the written notice, the parties may jointly select a mediator to facilitate further discussion. The parties will equally share the fees and expenses of this mediator. If a mediator is not used or if the parties are unable to resolve the dispute within 30 days after first meeting with the selected mediator, either party may commence an action in District Court to interpret and enforce this franchise or for such other relief as may be permitted by law or equity for breach of contract, or either party may take any other action permitted by law.

2.6 Continuation of Franchise. If the City and Company are unable to agree on the terms of a new franchise by the time this Franchise expires, this Franchise will remain in effect until a new franchise is agreed upon, or until 90 days after the City or Company serves written Notice to the other party of its intention to allow the franchise to expire, but in no event shall this franchise continue for more than one year after expiration of the 20-year term set forth in Section 2.1.

SECTION 3. LOCATION, OTHER REGULATIONS.

3.1 Location of Facilities. Gas Facilities shall be located, constructed and maintained so as not to interfere with the safety and convenience of ordinary travel along and over Public Ways and so as not to disrupt normal operation of any City Utility System previously installed therein. Gas Facilities shall be located on Public Grounds as determined by the City. Company's construction, reconstruction, operation, repair, maintenance and location of Gas Facilities shall be subject to permits if required by separate ordinance and to other reasonable regulations of the City to the extent not inconsistent with the terms of this franchise agreement. Company may abandon underground gas facilities in place, provided, at City's request, Company will remove abandoned metal pipe interfering with a City improvement project, but only to the extent such metal pipe is uncovered by excavation as part of the City's improvement project.

3.2 Field Locations. Company shall provide field locations for its underground Gas Facilities within City consistent with the requirements of Minnesota Statutes, Chapter 216D.

3.3 Street Openings. Company shall not open or disturb any Public Ground or Public Way for any purpose without first having obtained a permit from the City, if required by a separate ordinance, for which the City may impose a reasonable fee. Permit conditions imposed on Company shall not be more burdensome than those imposed on other utilities for similar facilities or work. Company may, however, open and disturb any Public Ground or Public Way without permission from the City where an emergency exists requiring the immediate repair of Gas Facilities. In such event Company shall notify the City by telephone to the office designated by the City as soon as practicable. Not later than the second working day thereafter, Company shall obtain any required permits and pay any required fees.

3.4 Restoration. After undertaking any work requiring the opening of any Public Ground or Public Way, Company shall restore the same, including paving and its foundation, in accordance with Minnesota Rules, part 7819.1100 and applicable City ordinances consistent with law. Company shall restore Public Ground to as good a condition as formerly existed and shall maintain any paved surface in good condition for one year thereafter. The work shall be completed as promptly as weather permits, and if Company shall not promptly perform and complete the work, remove all dirt, rubbish, equipment and material, and put the Public Ground or Public Way in the said condition, the City shall have, after demand to Company to cure and the passage of a reasonable period of time following the demand, but not to exceed five days, the right to make the restoration at the expense of Company. Company shall pay to the City the cost of such work done for or performed by the City. This remedy shall be in addition to any other remedy available to the City for noncompliance with this Section 3.4.

3.5 Avoid Damage to Gas Facilities. Nothing in this Ordinance relieves any person from liability arising out of the failure to exercise reasonable care to avoid damaging Gas Facilities while performing any activity.

3.6 Notice of Improvements. The City must give Company reasonable notice of plans for improvements to Public Grounds or Public Ways where the City has reason to believe that Gas Facilities may affect or be affected by the improvement. The notice must contain: (i) the nature and character of the improvements, (ii) the Public Grounds and Public Ways upon which the improvements are to be made, (iii) the extent of the improvements, (iv) the time when the City will start the work, and

(v) if more than one Public Ground or Public Way is involved, the order in which the work is to proceed. The notice must be given to Company a sufficient length of time in advance of the actual commencement of the work to permit Company to make any necessary additions, alterations or repairs to its Gas Facilities.

SECTION 4. RELOCATIONS.

4.1 Relocation of Gas Facilities in Public Ways. Company and City shall comply with the provisions of Minnesota Rules 7819.3100 with respect to requests for the Company to relocate Electric Facilities located in Public Ways. Except as provided in Section 4.3, Company shall relocate its Gas Facilities at its own expense. The City shall give Company reasonable notice of plans to vacate for a City improvement project, or to grade, regrade, or change the line of any Public Way or to construct or reconstruct any City Utility System. If a relocation is ordered within five years of a prior relocation of the same Gas Facilities, which was made at Company expense, the City shall reimburse Company for non-betterment costs on a time and material basis, provided that if a subsequent relocation is required because of the extension of a City Utility System to a previously unserved area, Company may be required to make the subsequent relocation at its expense.

4.2 Relocation of Gas Facilities in Public Ground. City may require Company, at Company's expense, to relocate or remove its Gas Facilities from Public Ground upon a finding by City that the Gas Facilities have become or will become a substantial impairment to the existing or proposed public use of the Public Ground.

4.3 Projects with Federal Funding. City shall not order Company to remove or relocate its Gas Facilities when a Public Way is vacated, improved or realigned for a right-of-way project or any other project which is financially subsidized in whole or in part by the Federal Government or any agency thereof, unless the reasonable non-betterment costs of such relocation are first paid to Company. The City is obligated to pay Company only for those portions of its relocation costs for which City has received federal funding specifically allocated for relocation costs in the amount requested by the Company, which allocated funding the City shall specifically request. Relocation, removal or rearrangement of any Company Gas Facilities made necessary because of a federally aided highway project shall be governed by the provisions of Minnesota Statutes, Section 161.46, as supplemented or amended. It is understood that the rights herein granted to Company are valuable rights.

4.4 No Waiver. This franchise shall not be construed to waive or modify any rights obtained by Company for installations within a Company right-of-way acquired by easement or prescriptive right before the applicable Public Ground or Public Way was established, or Company's rights under state or county permit.

SECTION 5. TREE TRIMMING.

Company is also granted the permission and authority to trim all shrubs and trees, including roots, in the Public Ways of City to the extent Company finds necessary to avoid interference with the proper construction, operation, repair and maintenance of Gas Facilities, provided that Company shall save City harmless from any liability in the premises.

SECTION 6. INDEMNIFICATION.

6.1 Indemnity of City. Company shall indemnify, keep and hold the City free and harmless from any and all liability on account of injury to persons or damage to property occasioned by the construction, maintenance, repair, inspection, the issuance of permits, or the operation of the Gas Facilities located in the Public Grounds and Public Ways. The City shall not be indemnified for losses or claims occasioned through its own negligence except for losses or claims arising out of or alleging the City's negligence as to the issuance of permits for, or inspection of, Company's plans or work. The City shall not be indemnified if the injury or damage results from the performance in a proper manner, of acts reasonably deemed hazardous by Company, and such performance is nevertheless ordered or directed by City after notice of Company's determination.

6.2 Defense of City. In the event a suit is brought against the City under circumstances where this agreement to indemnify applies, Company at its sole cost and expense shall defend the City in such suit if written notice thereof is promptly given to Company within a period wherein Company is not prejudiced by lack of such notice. If Company is required to indemnify and defend, it will thereafter have control of such litigation, but Company may not settle such litigation without the consent of the City, which consent shall not be unreasonably withheld. This section is not, as to third parties, a waiver of any defense or immunity otherwise available to the City and Company, in defending any action on behalf of the City shall be entitled to assert in any action every defense or immunity that the City could assert in its own behalf. This Franchise shall not constitute a waiver by the City of any of its defenses of immunity or limitations on liability under Minnesota Statutes, Chapter 466

SECTION 7. VACATION OF PUBLIC WAYS.

The City shall give Company at least two weeks prior written notice of a proposed vacation of a Public Way. The City and the Company shall comply with Minnesota Rules 7819.3100 and 7819.3200 with respect to any request for vacation. . Further, except where required for a City improvement project, the vacation of any Public Way, after the installation of Gas Facilities, shall not operate to deprive Company of its rights to operate and maintain such Gas Facilities, until the reasonable cost of relocating the same and the loss and expense resulting from such relocation are first paid to Company. In no case, however, shall City be liable to Company for failure to specifically preserve a right-of-way under Minnesota Statutes, Section 160.29.

SECTION 8. CHANGE IN FORM OF GOVERNMENT.

Any change in the form of government of the City shall not affect the validity of this Ordinance. Any governmental unit succeeding the City shall, without the consent of Company, succeed to all of the rights and obligations of the City provided in this Ordinance.

SECTION 9. FRANCHISE FEE.

9.1 Fee Schedule. During the term of the franchise hereby granted, the City shall continue to require Company to pay a franchise fee as established in Ordinance 2005-20, as it may be amended from time to time, including at the time of adoption of this franchise, in Ordinance 2021-9, and included in the City Code in Appendix A, enacted in accordance with Minnesota Statutes, sections 216B.36 and 301B.01.

9.2 Separate Ordinance.

Any modification to the franchise fee shall be imposed by a separate ordinance duly adopted by the City Council, which ordinance shall not be adopted until at least 90 days after written notice enclosing such proposed ordinance has been served upon Company by certified mail. The updated fee shall not become effective until the beginning of a Company billing month at least 90 days after written notice enclosing such adopted ordinance has been served upon Company by certified mail. Section 2.5 shall constitute the sole remedy for solving disputes between Company and the City in regard to the interpretation of, or enforcement of, the separate ordinance. The fee may be (1) a percentage of gross revenues received by the Company for its operations within the City, or (2) a flat fee, or (3) on some other similar basis as agreed to by the parties. The method of imposing the franchise fee, the percentage of revenue rate, or the flat fee may differ for each customer class or combine the methods described in (1) – (3) above in assessing the fee. The City shall use a formula that provides a stable and predictable amount of fees and complies with Commission rules and orders and Company tariffs, and that Company is reasonably able to implement under its then-current billing system.

9.3 Collection of the Fee. The franchise fee shall be payable quarterly and shall be based on the amount collected by Company during complete billing months during the period for which payment is to be made by imposing a surcharge equal to the designated franchise fee for the applicable customer classification in all customer billings for gas service in each class. The payment shall be due the last business day of the month following the period for which the payment is made. The franchise fee may be changed by ordinance from time to time; however, each change shall meet the same notice requirements and not occur more often than annually and no charge shall require a collection from any customer for gas service in excess of the amounts specifically permitted in the then current franchise fee ordinance. The time and manner of collecting the franchise fee is subject to the approval of the Commission. No franchise fee shall be payable by Company if Company is legally unable to first collect an amount equal to the franchise fee from its customers in each applicable class of customers by imposing a surcharge in Company's applicable rates for gas service. Company may pay the City the fee based upon the surcharge billed subject to subsequent reductions to account for uncollectibles, refunds and correction of erroneous billings. Company agrees to make its records available for inspection by the City at reasonable times provided that the City and its designated representative agree in writing not to disclose any information which would indicate the amount paid by any identifiable customer or customers or any other information regarding identified customers.

9.4 Terms Defined.

9.4.1 "Customer Class" shall refer to classes listed in the Fee Schedule and as defined or determined in Company's gas rate book on file with the Commission.

9.4.2 Therm shall be a unit of gas providing 100,000 Btu of heat content adjusted for billing purposes under the rate schedules of Company on file with the Commission.

9.5 Equivalent Fee Requirement. The separate ordinance imposing the fee shall not be effective against Company unless it lawfully imposes and the City monthly or more often collects a fee or tax of substantially similar amount on the receipts from sales of gas energy within the City by any

other gas energy supplier, provided that, as to such a supplier, the City has the authority to require a franchise fee or to impose a tax.

9.6 Continuation of Franchise Fee. If this franchise expires and the City and the Company are unable to agree upon terms of a new franchise, the franchise fee, if any being imposed by the City at the time this franchise expires, will remain in effect until a new franchise is agreed upon, but in no event shall the franchise fee continue past the franchise expiration as provided in section 2.6 above.

SECTION 10. PROVISIONS OF ORDINANCE.

10.1 Severability. Every section, provision, or part of this Ordinance is declared separate from every other section, provision, or part and if any section, provision, or part shall be held invalid, it shall not affect any other section, provision, or part. Where a provision of any other City ordinance conflicts with the provisions of this Ordinance, the provisions of this Ordinance shall prevail.

10.2 Limitation on Applicability. This Ordinance constitutes a franchise agreement between the City and Company as the only parties and no provision of this franchise shall in any way inure to the benefit of any third person (including the public at large) so as to constitute any such person as a third party beneficiary of the agreement or of any one or more of the terms hereof, or otherwise give rise to any cause of action in any person not a party hereto.

SECTION 11. AMENDMENT PROCEDURE.

Either party to this franchise agreement may at any time propose that the agreement be amended to address a subject of concern and the other party will consider whether it agrees that the amendment is mutually appropriate. If an amendment is agreed upon, this Ordinance may be amended at any time by the City passing a subsequent ordinance declaring the provisions of the amendment, which amendatory ordinance shall become effective upon the filing of Company's written consent thereto with the City Clerk within 90 days after the date of final passage by the City of the amendatory ordinance.

SECTION 12. PREVIOUS FRANCHISES SUPERSEDED.

This franchise supersedes Ordinance 2004-21.

First Reading Passed and Approved: September 19, 2025

Second Reading Passed and Approved: September 23, 2025

_____

Mayor

Attest:

_____

City Administrator

Date Published: September 27, 2025

Request for Council Action

TO:	Mayor and City Council
THROUGH:	Jessica Kinser, City Administrator
FROM:	
MEETING DATE:	September 23, 2025
SUBJECT:	Approve Summary Publication for Ordinance 2025-14

Background:

Ordinance 2025-14 will take effect on the date of its publication in the official newspaper of the City of Faribault. Instead of publishing the entire ordinance, the Faribault City Charter allows the City Council, with a five-sevenths vote, to approve a summary publication of the ordinance that informs the public of the ordinance's title, intent, and effect. The summary must also state the complete text of the ordinance is on file at the City Administrator's office. Refer to the attached summary publication of Ordinance 2025-14.

Recommendation:

Approve the Summary Publication of Ordinance 2025-14

Attachments:

1. Ordinance 2025-14 Summary Publication

Summary Publication

CITY OF FARIBAULT
ORDINANCE No. 2025-14

GRANTING TO NORTHERN STATES POWER COMPANY, A MINNESOTA CORPORATION, ITS SUCCESSORS AND ASSIGNS, PERMISSION TO ERECT A GAS DISTRIBUTION SYSTEM FOR THE PURPOSES OF CONSTRUCTING, OPERATING, REPAIRING AND MAINTAINING IN THE CITY OF FARIBAULT, MINNESOTA, THE NECESSARY GAS PIPES, MAINS AND APPURTENANCES FOR THE TRANSMISSION OR DISTRIBUTION OF GAS TO THE CITY AND ITS INHABITANTS AND OTHERS AND TRANSMITTING GAS INTO AND THROUGH THE CITY AND TO USE THE PUBLIC GROUNDS AND PUBLIC WAYS OF THE CITY FOR SUCH PURPOSES

On September 23, 2025, the Faribault City Council adopted Ordinance 2025-14. This ordinance amends Appendix A- Franchises, Article II- Utilities, Division 2- Gas- Xcel Energy of the City Code of Ordinances regarding regulation of backflow devices. A printed copy of the ordinance is available for inspection during regular business hours at Faribault City Hall.

First Reading:	September 19, 2025
Second Reading:	September 23, 2025
Publication Date:	September 27, 2025

Request for Council Action

TO:	Mayor and City Council
THROUGH:	Jessica Kinser, City Administrator
FROM:	
MEETING DATE:	September 23, 2025
SUBJECT:	Ordinance 2025-15 Repeal and Replace Chapter 14, Article V of the Code of Ordinances Regarding the Lodging Tax (Second Reading)

Background:

The City Council discussed changing the way lodging tax is collected in Faribault, moving it from an administrative responsibility of the City Clerk to the Minnesota Department of Revenue. While there is a monthly charge of 3 percent of revenue collected, this change will result in more timely collection of the lodging tax as it will come from just one source and the more timely distribution of the lodging tax to the Faribault Area Chamber of Commerce as part of the tourism agreement. This ordinance completely repeals the existing ordinance and replaces it with the language in the attached document, as requested by the Minnesota Department of Revenue. By approving this ordinance prior to the end of September, the City will be able to request the Commissioner of Revenue to take over this collection as of January 1, 2026.

This is the second reading of the ordinance. No comments have been received since the first reading of the ordinance.

Recommendation:

Approve the second reading of Ordinance 2025-15

Attachments:

1. Ordinance 2025-15 Repeal and Replace Chapter 14 Article V Lodging Tax

CITY OF FARIBAULT
ORDINANCE No. 2025-15

Repeal and Replace Chapter 14, Article V of the Code of Ordinances Regarding the Lodging Tax

THE CITY OF FARIBAULT ORDAINS that the City Code of Ordinances shall be amended as follows:

Section 1. Chapter 14, Licenses and Business Regulations, Article V, Lodging Tax sections 14-80 through sections 14-96-1 are hereby repealed.

Section 2. Chapter 14, Licenses and Business Regulations, Article V, Lodging Tax is hereby adopted as follows:

Section. 14-80. Authority and purpose.

(a) *Authority.* The City of "CITY" is authorized to impose a tax of up to three percent (3%) on gross receipts subject to the lodging tax under Minnesota Statutes section 469.190.

(b) *Purpose.* The purpose of this Ordinance is to raise revenue to fund a local tourism bureau for the purpose of marketing and promoting the City of "CITY" as a tourist center.

Section 14-81. Definitions.

The following words, terms, and phrases have the meanings given them in this Ordinance unless the language or context clearly indicates a different meaning is intended. Minnesota Statutes section 270C.171 is incorporated for definitions in this Ordinance. In any potential conflict between the statute and this Ordinance, the statute shall take precedence.

Commissioner. "Commissioner" means the commissioner of revenue of the state of Minnesota or a person to whom the commissioner has delegated functions.

City. "City" means the City of "CITY", Minnesota.

Lodging and related services. "Lodging and related services" means lodging and related services by a hotel, rooming house, resort, campground, vacation rental, motel, or trailer camp, including furnishing the guest of the facility with access to telecommunication services, and the granting of any similar license to use real property in a specific facility, other than the renting or leasing of it for a continuous period of 30 days or more under an enforceable written agreement that may not be terminated without prior notice, and including accommodations intermediary services provided in connection with other services provided under this subdivision.

Accommodations intermediary. "Accommodations intermediary" means any person or entity, other than an accommodations provider, that facilitates the sale of lodging and related services as defined in subdivision 3, and that charges a room charge to a customer. The term "facilitates the sale" includes brokering, coordinating, or in any way arranging for the purchase of or the right to use accommodations by a customer. The term "room charge" means the total sales price paid by the customer for the lodging and related services.

Accommodations provider. "Accommodations provider" means any person or entity that furnishes lodging and related services, as defined in subdivision 3, to the general public for compensation. The term "furnishes" includes the sale of use or possession, or the sale of the right to use or possess.

State sales and use tax laws and rules. "State sales and use tax laws and rules" means those provisions of the state revenue laws applicable to state sales and use tax imposition, administration, collection, and enforcement, including Minnesota Statutes, chapters 270C, 289A, 297A, 469A, and Minnesota Rules, chapter 8130, as amended from time to time.

Section. 14-82. Local lodging tax imposed; amount of tax; coordination with state sales and use tax laws and rules.

A local lodging tax is imposed in the amount of three percent (3%) on the gross receipts from sales of lodging and related services, as defined in section 2, subdivision 3 of this Ordinance, sourced within City limits which are taxable under the state sales and use tax laws and rules. All of the provisions of the state sales and use tax laws and rules apply to the local lodging tax imposed by this Ordinance. The local lodging tax imposed by this Ordinance shall be collected and remitted to the Commissioner by the accommodation's intermediary and the accommodations provider on any sale when the state sales tax must be collected and remitted to the Commissioner under the state sales and use tax laws and rules and in the same manner and is in addition to the state sales and use tax.

Section 14-83. Advertising no tax.

It shall be unlawful for any accommodations intermediary or accommodations provider to advertise or hold out or state to the public or any customer, directly or indirectly, that the tax or any part thereof will be assumed or absorbed by the accommodation's intermediary or accommodations provider, or that it will not be added to the rent or that, if added, it or any part thereof will be refunded.

Section 14-85. Use of proceeds.

(a) All of the revenues, interest, and penalties derived from the lodging tax imposed by this Ordinance collected by the Commissioner and remitted to the City shall be deposited by the City Auditor in the City

treasury and shall be credited to the fund established to pay the costs of collecting the lodging tax imposed by this Ordinance and to fund a new or contract with a "CITY" City Event and Visitors Bureau.

(b) In accordance with Minnesota Statutes section 469.190, subdivision 3, After the amount charged by the State for collection of the tax, ninety-five percent (95%) of the gross proceeds, derived from the lodging tax imposed by this Ordinance collected by the Commissioner and remitted to the City shall be deposited by the City Auditor in the City treasury and shall be credited to the fund established to pay the costs of collecting the lodging tax imposed by this Ordinance and to fund a tourist center.

Section 6. Agreement with the Commissioner.

The City may enter into an agreement with the Commissioner regarding each party's respective roles and responsibilities related to the imposition, administration, collection, enforcement, and termination of the lodging tax imposed by this Ordinance. Any such agreement shall not abrogate, alter, or otherwise conflict with the state sales and use tax laws and rules, this Ordinance, or Minnesota Statutes section 469.190.

Section 3. This ordinance amendment shall take effect and be in force after its passage and publication in accordance with Section 3.05 of the City Charter.

First Reading: September 16, 2025

Second Reading: September 23, 2025

Publication Date:

Faribault City Council

_____

Thomas J. Spooner, Mayor

ATTEST:

_____

Jessica L. Kinser, City Administrator

Request for Council Action

TO:	Mayor and City Council
THROUGH:	Jessica Kinser, City Administrator
FROM:	
MEETING DATE:	September 23, 2025
SUBJECT:	Approve Summary Publication of Ordinance 2025-15

Background:

Ordinance 2025-15 will take effect on the date of its publication in the official newspaper of the City of Faribault. Instead of publishing the entire ordinance, the Faribault City Charter allows the City Council, with a five-sevenths vote, to approve a summary publication of the ordinance that informs the public of the ordinance's title, intent, and effect. The summary must also state the complete text of the ordinance is on file at the City Administrator's office. Refer to the attached summary publication of Ordinance 2025-15.

Recommendation:

Approve the summary publication of Ordinance 2025-15

Attachments:

1. Ordinance 2025-15 Summary Publication

Summary Publication

CITY OF FARIBAULT
ORDINANCE No. 2025-15

REPEAL AND REPLACE CHAPTER 14, ARTICLE V OF THE CODE OF ORDINANCES REGARDING THE LODGING TAX

On September 23, 2025, the Faribault City Council adopted Ordinance 2025-15. This ordinance repeals Chapter 14, Article V- Lodging Tax and amends the Code of Ordinances by adopting a new Chapter 14, Article V- Lodging Tax which provides for the collection of the lodging tax to be done by the Commissioner of Revenue of the State of Minnesota. A printed copy of the ordinance is available for inspection during regular business hours at Faribault City Hall.

First Reading:	September 19, 2025
Second Reading:	September 23, 2025
Publication Date:	September 27, 2025

Request for Council Action

TO:	Mayor and City Council
THROUGH:	Jessica Kinser, City Administrator
FROM:	Kindra Papenfus, Finance Director
MEETING DATE:	September 23, 2025
SUBJECT:	Resolution 2025-244 Acceptance of the 2024 Audited Financial Statements

Background:

Each year, the City engages an independent certified public accounting firm to perform an audit of its financial statements. The purpose of the audit is to provide reasonable assurance that the City's financial statements are presented fairly in accordance with generally accepted accounting principles (GAAP). The audit process also includes a review of the City's internal controls, compliance with applicable laws and regulations, and an evaluation of overall financial condition.

For the fiscal year ending December 31, 2024, the City's financial statements have been audited and the auditors have issued their report. The audited statements provide a transparent account of the City's financial activities and position, ensuring accountability to residents, bondholders, and other stakeholders.

Acceptance of the audited financial statements by the City Council is a standard step in the financial reporting process and formally acknowledges that the Council has reviewed and received the auditor's report.

The auditors have issued an unmodified opinion on the City's 2024 financial statements, which is the highest level of assurance available. This indicates that the statements present fairly, in all material respects, the financial position and results of the City's operations.

Overall, the results of the audit reflect the City's continued commitment to sound financial stewardship, compliance with state and federal requirements, and transparency for residents and stakeholders.

Ryan Engelstad from Bergan KDV will be at the meeting to present the audit. The document is in draft form currently and will be updated as final upon Council approval.

Recommendation:

Accept the audited financial statements for the fiscal year ending December 31, 2024, as presented.

Attachments:

1. Resolution 2025-244 Accepting the 2024 Audited Financial Statements
2. City of Faribault - 2024 ACFR - Revised Draft - 9.19.2025

State of Minnesota
County of Rice

CITY OF FARIBAULT

RESOLUTION #2025-244

ACCEPTANCE OF THE 2024 AUDITED FINANCIAL STATEMENTS

WHEREAS, the City of Faribault is required to annually undergo an independent audit of its financial statements; and

WHEREAS, the audit for the year ending December 31, 2024, has been completed by BerganKDV, an independent certified public accounting firm; and

WHEREAS, the City Council has reviewed the 2024 audited financial statements and the accompanying auditor's report.

WHEREAS, acceptance of the audited financial statements fulfills statutory and financial reporting requirements, provides transparency to residents, and serves as a foundation for responsible financial management.

NOW, THEREFORE BE IT RESOLVED, by the City Council, that the 2024 audited financial statements, as prepared and presented by BerganKDV are hereby accepted and placed on file.

Date Adopted:

Faribault City Council

_____

Thomas J. Spooner, Mayor

ATTEST:

_____

Jessica L. Kinser, City Administrator

PREPARED BY:

FINANCE DEPARTMENT

Member GFOA of U.S. and Canada
Published

DRAFT

CITY OF FARIBAULT
FARIBAULT, MINNESOTA

Annual Comprehensive Financial Report

FOR THE YEAR ENDED
DECEMBER 31, 2024

City of Faribault, Minnesota
Annual Comprehensive Financial Report
Table of Contents

	Page
Introductory Section	
Letter of Transmittal	1
City Directory	5
Organizational Chart	6
GFOA Certificate of Achievement for Excellence in Financial Reporting	7
Financial Section	
Independent Auditor's Report	11
Management's Discussion and Analysis	15
Basic Financial Statements	
Government-Wide Financial Statements	
Statement of Net Position	24
Statement of Activities	26
Fund Financial Statements	
Governmental Funds	
Balance Sheet	28
Reconciliation of the Balance Sheet to the Statement of Net Position	29
Statement of Revenues, Expenditures, and Changes in Fund Balances	30
Reconciliation of the Statement of Revenues, Expenditures, and Changes in Fund Balances to the Statement of Activities	31
Statement of Revenues, Expenditures, and Changes in Fund Balance – Budget and Actual – General Fund	33
Proprietary Funds	
Statement of Net Position – Proprietary Funds	34
Statement of Revenues, Expenses, and Changes in Fund Net Position	36
Statement of Cash Flows	37
Fiduciary Fund	
Statement of Fiduciary Net Position	39
Statement of Changes in Fiduciary Net Position	40
Notes to Basic Financial Statements	41
Required Supplementary Information	
Schedule of City's Proportionate Share of Net Pension Liability – General Employees Retirement Fund	82
Schedule of City's Proportionate Share of Net Pension Liability –Public Employees Police and Fire Retirement Fund	82
Schedule of City Contributions – General Employees Retirement Fund	83
Schedule of City Contributions – Public Employees Police and Fire Retirement Fund	83
Schedule of Changes in Total OPEB Liability and Related Ratios	84
Notes to Required Supplementary Information	86
Combining and Individual Fund Financial Statements and Schedules	
General Fund	
Schedule of Revenues, Expenditures, and Changes in Fund Balance – Budget and Actual	96
Nonmajor Governmental Funds	100
Combining Balance Sheet	101
Combining Statement of Revenues, Expenditures, and Changes in Fund Balances	103

DRAFT

City of Faribault, Minnesota
Annual Comprehensive Financial Report
Table of Contents

	Page
Financial Section (Continued)	
Combining and Individual Fund Financial Statements and Schedules (Continued)	
Nonmajor Special Revenue Funds	
Combining Balance Sheet	104
Combining Statement of Revenues, Expenditures, and Changes in Fund Balances	106
Budgeted Special Revenue Funds	
Schedule of Revenues, Expenditures, and Changes in Fund Balances – Budget and Actual	
Charitable Gambling Fund	108
General Government Buildings Fund	109
Public Safety Programs Fund	110
Municipal Airport Fund	111
Community Development Fund	112
Rental Housing Rehabilitation Fund	113
SCDP Revolving Loan Fund	114
Nonmajor Capital Projects Funds	
Combining Balance Sheet	115
Combining Schedule of Revenues, Expenditures, and Changes in Fund Balances	116
Budgeted Capital Projects Funds	
Schedule of Revenues, Expenditures, and Changes in Fund Balances – Budget and Actual	
Street Improvement Projects Fund	117
Park Improvements Fund	118
Capital Replacement Grant Fund	119
Public Facility Projects Fund	120
Debt Service Funds	
Combining Balance Sheet	121
Combining Statement of Revenues, Expenditures, and Changes in Fund Balances	122
Budgeted Debt Service Funds	
Schedule of Revenues, Expenditures, and Changes in Fund Balances – Budget and Actual	
2015A G.O. S/A Imp Bond Fund	123
2015A G.O. Crossover Refunding Bond Fund	124
2021A G.O. Improvement Bond	125
2021B G.O. Refunded Bond	126
Internal Service Funds	
Combining Statement of Net Position	127
Combining Statement of Revenues, Expenses, and Changes in Net Position	128
Combining Statement of Cash Flows	129
Custodial Funds	
Combining Statement of Fiduciary Net Position	130
Combining Statement of Changes in Fiduciary Net Position	131

DRAFT

City of Faribault, Minnesota
Annual Comprehensive Financial Report
Table of Contents

	Page
Financial Section (Continued)	
Discretely Presented Component Units	
Housing and Redevelopment Authority	
Combining Balance Sheet	132
Combining Statement of Revenues, Expenditures and Changes in Fund Balances	133
Schedule of Revenues, Expenditures, and Changes in Fund Balances - Budget and Actual	
HRA Administration Fund	134
Public Housing Fund	135
CRV Mobile Home Rehab	137
Economic Development Authority	
Combining Balance Sheet	138
Combining Statement of Revenues, Expenditures, and Changes in Fund Balances	140
Schedule of Revenues, Expenditures, and Changes in Fund Balances - Budget and Actual	
EDA Administration Fund	142
Industrial Development Loan Program Fund	143
Minnesota Investment Fund - Federal	144
Minnesota Investment Fund	145
EDA Revolving Fund	146
Tax Increment Financing Funds	147
Tax Increment Financing Funds	
Sub Combining Balance Sheet	148
Sub Combining Schedule of Revenues, Expenditures, and Changes in Fund Balances	150

Statistical Section (Unaudited)	**Table**	**Page**
Financial Trends		
Net Position by Component	1	156
Change in Net Position	2	158
Governmental Activities Tax Revenues by Source	3	163
Fund Balances of Governmental Funds	4	164
Changes in Fund Balances of Governmental Funds	5	166
Revenue Capacity		
General Governmental Tax Revenues by Source	6	169
Assessed Net Tax Capacity and Estimated Market Value of Taxable Property	7	170
Property Tax Rates - Direct and Overlapping Governments	8	172
Principal Property Taxpayers	9	173
Tax Levies and Tax Collections	10	175
Debt Capacity		
Legal Debt Margin Information	11	176
Ratios of Outstanding Debt by Type	12	178
Ratios of General Bonded Debt Outstanding	13	180
Computation of Direct and Overlapping Debt	14	181
Pledged-Revenue Coverage	15	182

DRAFT

City of Faribault, Minnesota
Annual Comprehensive Financial Report
Table of Contents

Statistical Section (Unaudited) (Continued)	**Table**	**Page**
Demographic and Economic Information		
Demographic and Economic Statistics	16	183
Employment/Unemployment Data	17	184
Principal Employers	18	185
Operating Information		
Full-Time Equivalent City Government Employees by Function	19	186
Operating Indicators by Function	20	188
Capital Asset Statistics by Function	21	190

DRAFT

INTRODUCTORY SECTION

CITY OF FARIBAULT
FARIBAULT, MINNESOTA

FOR THE YEAR ENDED
DECEMBER 31, 2024

DRAFT

September 23, 2025

To the Honorable Mayor, Council Members, and Citizens of the City of Faribault:

The Annual Comprehensive Financial Report (ACFR) for the City of Faribault for the fiscal year ended December 31, 2024, is hereby submitted. Minnesota State Statutes requires that all general-purpose local governments publish within six months of the close of each fiscal year a complete set of financial statements presented in conformity with generally accepted accounting principles (GAAP) and audited in accordance with generally accepted auditing standard by a firm of licensed certified public accountants. Publication of these financial statements occurred after the six-month statutory deadline pursuant to an extension granted by the Office of the State Auditor.

The report consists of management's representations concerning the finances of the City of Faribault. Consequently, management assumes full responsibility for the completeness and reliability of all the information presented in this report. To provide a reasonable basis for making these representations, management of the City of Faribault has established a comprehensive internal control framework that is designed both to protect the government's assets from loss, theft, or misuse and to compile sufficient reliable information for the preparation of the City of Faribault's financial statements in conformity with GAAP. Because the cost of internal controls should not outweigh their benefits, the City of Faribault's comprehensive framework of internal controls has been designed to provide reasonable rather than absolute assurance that the financial statements will be free from material misstatement. As management, we assert that, to the best of our knowledge and belief, this financial report is complete and reliable in all material respects.

The City of Faribault's financial statements have been audited by BerganKDV, a firm of licensed certified public accountants. The goal of the independent audit was to provide reasonable assurance that the financial statements of the City of Faribault for the fiscal year ended December 31, 2024, are free of material misstatement. The independent audit involved examining on a test basis, evidence supporting the amounts and disclosures in the financial statements; assessing the accounting principles used and significant estimates made by management; and evaluating the overall financial statement presentation. The independent auditor concluded, based upon the audit, that there was a reasonable basis for rendering an unmodified opinion that the City of Faribault's financial statements for the fiscal year ended December 31, 2024, are fairly presented in conformity with GAAP. The independent auditor's report is presented as the first component of the financial section of this report.

GAAP require that management provide a narrative introduction, overview, and analysis to accompany the basic financial statements in the form of Management's Discussion and Analysis (MD&A). This letter of transmittal is designed to complement MD&A and should be read in conjunction with it. The City of Faribault's MD&A can be found immediately following the report of the independent auditors.

Profile of the Government

The City of Faribault, incorporated in 1872, is the county seat of Rice County and is located approximately 50 miles south of Minneapolis/St. Paul on Interstate 35. The City encompasses an area of approximately 15.882 square miles and has a current estimated population of 24,642. The City of Faribault is empowered to levy a property tax on both real and personal properties located within its boundaries. It also is empowered by state statute to extend its corporate limits by annexation, which occurs periodically when deemed appropriate by the City Council.

Profile of the Government (Continued)

The City of Faribault operates under a home rule charter adopted in 1975 and operates under a Council/Administrator form of government. The Faribault City Council is charged with exercising legislative power and determining local policy. The City Council is responsible, among other things, for passing ordinances, adopting the budget, appointing committees, and approving certain personnel actions as authorized in the City Charter and negotiated personnel contracts. The City Administrator is the Chief Administrative Officer directly accountable to the City Council for all matters of municipal operation. The Council is comprised of the Mayor, who serves a four-year term, and six City Council members who serve staggered four-year terms. All members are elected at large.

The City of Faribault provides a full range of services, including police and fire protection; the construction and maintenance of highways, streets, and other infrastructure; airport services; culture and recreational activities; and general administrative services. This report also includes the following entities as component units of the City of Faribault due to the nature of their relationship with the City in a discrete presentation.

Faribault Housing and Redevelopment Authority (HRA)
Faribault Economic Development Authority (EDA)

The annual budget serves as the foundation for the City of Faribault's financial planning and control. All departments of the City of Faribault are required to submit requests for appropriation to the City Administrator in July each year. The City Administrator uses these requests as the starting point for developing a proposed budget. The City Administrator then presents this proposed budget to the City Council for review. The City Council is required to hold public meetings on the proposed budget and to adopt a final budget by no later than December 31st, which is also the end of the City of Faribault's fiscal year. The appropriated budget is prepared by fund, function (e.g., public safety), and department (e.g., police). Department heads prepare budget revisions that are reviewed by the City Administrator and require the special approval of the City Council. Budget-to-actual comparisons are provided in this report for each individual governmental fund for which an appropriated annual budget has been adopted. For the General fund, this comparison is presented on page 35 as part of the basic financial statements for the governmental funds. For governmental funds, other than the General fund, with appropriated annual budgets, this comparison is presented in the government fund subsection of this report, which starts on page 103.

Factors Affecting Financial Condition

The information presented in the financial statements is perhaps best understood when it is considered from the broader perspective of the specific environment within which the City of Faribault operates.

Local economy. Faribault is the Rice County seat, with the Rice County Government Services Center and the County Courthouse located on the west edge of the city's downtown area. A number of state-owned institutions are also located in Faribault, which include the Minnesota Correctional Facility and the Minnesota Academies for the Deaf and Blind.

The labor force averaged 11,205 people in 2024, which is an increase of 239 people compared to the prior year. In 2024, the average annual unemployment rate in Faribault was 3.8%, which is up from 3.5% in 2023, and is compared favorable to the national average of 4.11%.

Overall, the City of Faribault continues to work to encourage growth and economic development. Due to the City's population, its location along Interstate 35, and its proximity to the Minneapolis/Saint Paul metropolitan area, it is attractive to businesses that need affordable land and labor costs to expand their operations. A feasibility study for an interchange on Interstate 35 at County State Aid Highway 9 was completed in 2024, and there is an increased interest in development on the north side of the community. In 2024, an 87-acre site was annexed into the City for future industrial development, and additional annexation is expected in 2025. The City also adopted a Highway 60 Master Plan in 2024, which promotes commercial development along State Highway 60, west of the Interstate 35 interchange. Foundational pieces have been laid for continued commercial and industrial growth in 2024.

Major Initiatives. The City Council adopted a new funding mechanism for funding street improvements in 2021, which began with 2022 projects. In lieu of levying special assessments on benefiting properties for improvements such as street reconstructions, overlays, and new sidewalks, additional franchise fees will be collected from electric and natural gas utility customers. For individual property owners, businesses, and institutions, this effectively spreads the costs of those types of projects over an indefinite period, rather than being burdened with a large assessment at a point in time. These revenues are fully implemented in 2024 and have stabilized.

The City began construction on the first phase of Viaduct Park in 2024. This park is located in the heart of Faribault by the Highway 60 viaduct and will provide a new place for gathering and activity in the community. The first phase totals $6.3 million and will feature the community's first splash pad, a large green space, and a facility to host events and serve as the warming space for a second phase which will include a refrigerated ice feature. Viaduct Park is a direct response to Community Vision 2040 which continues to provide planning guidance for the City's infrastructure.

Housing continues to be a focus for the community. The first building of a three-phase project on Willow Street opened in 2024, with construction starting on the second building. All three buildings are expected to be completed in 2026, bringing 192 units to the community at this one location. Plans for a proposed 54-unit apartment building at the former Farmer Seed and Nursery site continued to move forward with construction anticipated to begin in 2025. The City is also working with developers on a city-owned site and a privately owned site for additional multi-family residential property and expects additional development in 2025.

As the cost of housing increases, the City seeks to support affordable housing to support a broad range of available housing options. In 2024, the City partnered with Community Action Center of Northfield (CAC) on an 8-unit affordable housing project that will have 2 units reserved for emergency housing to assist with housing insecure families in the community. The City sold the land for the project for $1 and applied for and received a $487,000 deferred loan from Minnesota Housing to assist with construction.

Multi-family housing is not the only focus in Faribault. The Rice County Housing and Redevelopment Authority began construction on a 22-lot, single-family detached housing subdivision north of the new County Public Safety Center. Construction of six affordable, five-bedroom homes started in 2024, and additional development is expected into 2025 and beyond.

The City of Faribault was included in a Presidential disaster declaration for a flood event that occurred from June 21st to July 8th. The dam at the Faribault Woolen Mill sustained damage as part of this event, and the City continues to work with FEMA on developing a path forward for repairs or replacement of the dam. No other City infrastructure experienced significant damage. Damage to private property was also limited in scope and not impactful to the overall valuations of the community.

The City conducted the National Community Survey in 2024, which was the first time a community survey had been conducted. The data from this survey will provide data for tracking progress on future goals and initiatives as well as help inform areas where additional resources might be needed to address deficiencies. The City also conducted the National Employee Survey, which was the first time an employee survey had been conducted in the organization. This data will help to inform future work related to training and organizational policies to ensure an engaged and accountable workforce.

Long-term financial planning. The City of Faribault completes an annual update of a five-year Capital Improvement Plan (CIP) as part of the budget process and long-range planning. The CIP is used to coordinate the location, timing, and financing of capital improvements over a multi-year period. The CIP is a working document which is reviewed and updated annually to reflect changing community needs, priorities, and funding opportunities.

Factors Affecting Financial Condition (Continued)

Relevant Financial Policies. The City Council has adopted several financial management policies. The financial management policies include investment, debt, purchasing, revenues, and fund balance. The fund balance policy is relevant for management of adequate balances to operate during the period between tax collections, which are received from Rice County in three installments of June, July and December. The current policy requires unrestricted-unassigned fund balance for the General Fund to be not less than 35% and a maximum of 50% of the succeeding year's appropriations. The City has met this requirement at the 2024 fiscal year end.

Awards and Acknowledgements

The Government Finance Officers Association of the United States and Canada (GFOA) awarded a Certificate of Achievement for Excellence in Financial Reporting to the City of Faribault, Minnesota for its Annual Comprehensive Financial Report for fiscal year ended December 31, 2023. This was the 33rd consecutive year that the City has received this prestigious award. To be awarded a Certificate of Achievement, a government unit must publish an easily readable and efficiently organized annual comprehensive financial report. This report satisfies both GAAP and other applicable legal requirements.

A Certificate of Achievement is valid for a period of one year only. We believe that our current annual comprehensive financial report continues to meet the Certificate of Achievement Program's requirements, and we are submitting it to the GFOA to determine its eligibility for another certificate.

The preparation of this report could not be accomplished without the professional, efficient services of many dedicated people. I would like to express my appreciation to all Finance Department personnel for their dedication and professional contributions put forth throughout the year and to the City of Faribault leadership team for their assistance and support. I would also like to thank Abdo for their assistance in fiscal year 2024 through significant staffing changes. Finally, further recognition goes to the Mayor and the members of the Council for their interest and support in planning and conducting the financial operations of the City in a responsible and professional manner. The City's excellent financial status is a tribute to these unified efforts.

Respectfully Submitted,

Jessica Kinser
City Administrator

DRAFT

(THIS PAGE LEFT BLANK INTENTIONALLY)

DRAFT

City of Faribault, Minnesota
City Directory
December 31, 2024

Elected Officials	Position	Term Expires
Kevin Voracek	Mayor	December 31, 2024
Sara Caron	Council Member	December 31, 2024
Royal Ross	Council Member	December 31, 2024
Thomas Spooner	Council Member	December 31, 2026
Peter van Sluis	Council Member	December 31, 2026
Adama Doumboya	Council Member	December 31, 2026
Chuck Thiele	Council Member	December 31, 2024

Administration	
Jessica Kinser	City Administrator
Vacant	Finance Director
Kevin Bushard	Human Resources Director
Travis Block	Public Works Director
John Sherwin	Chief of Police
Dustin Dienst	Fire and Code Services Director
Mark DuChene	Director of Engineering
Delane James	Director of Library Services
David Wanberg	Community and Economic Development Director
Paul Peanasky	Parks and Recreation Director

DRAFT

City of Faribault
Organizational Chart
December 31, 2024

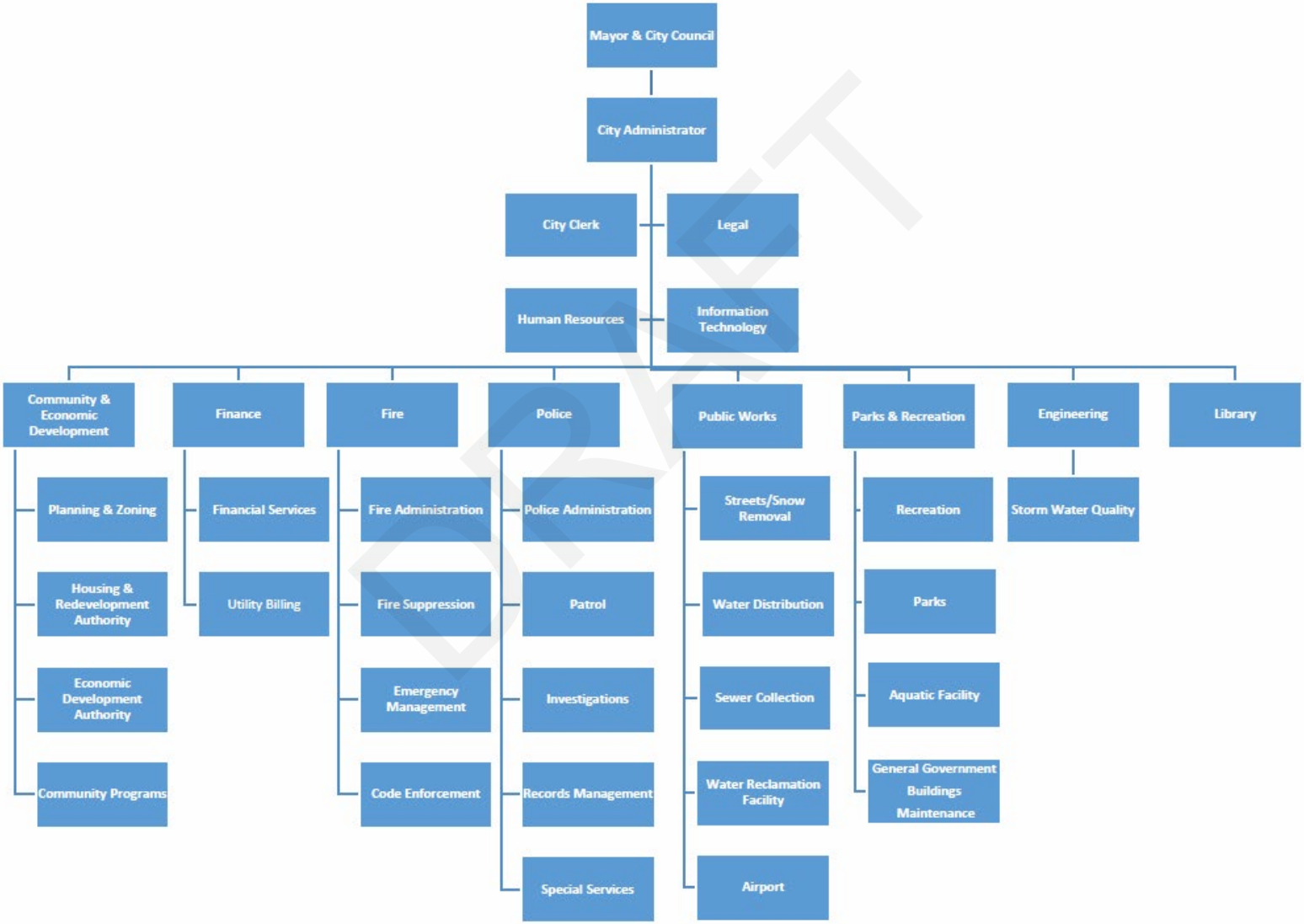

DRAFT

Government Finance Officers Association

Certificate of Achievement for Excellence in Financial Reporting

Presented to

City of Faribault
Minnesota

For its Annual Comprehensive
Financial Report
For the Fiscal Year Ended

December 31, 2023

Christopher P. Morrill

Executive Director/CEO

DRAFT

(THIS PAGE LEFT BLANK INTENTIONALLY)

DRAFT

FINANCIAL SECTION

CITY OF FARIBAULT
FARIBAULT, MINNESOTA

FOR THE YEAR ENDED
DECEMBER 31, 2024

DRAFT

(THIS PAGE LEFT BLANK INTENTIONALLY)

DRAFT

bergankdv

Independent Auditor's Report

Honorable Mayor and Members
of the City Council
City of Faribault
Faribault, Minnesota

Report on the Audit of the Financial Statements

Opinions
We have audited the financial statements of the governmental activities, the business-type activities, the discretely presented component units, each major fund, and the aggregate remaining fund information of the City of Faribault, as of and for the year ended December 31, 2024, and the related notes to the basic financial statements, which collectively comprise the City's basic financial statements as listed in the Table of Contents.

In our opinion, the accompanying financial statements present fairly, in all material respects, the respective financial position of the governmental activities, the business-type activities, the discretely presented component units, each major fund, and the aggregate remaining fund information of the City of Faribault, as of December 31, 2024, and the respective changes in financial position and, where applicable, cash flows thereof, and the budgetary comparison for the General Fund for the year then ended in accordance with accounting principles generally accepted in the United States of America.

Basis for Opinions
We conducted our audit in accordance with auditing standards generally accepted in the United States of America (GAAS) and the standards applicable to financial audits contained in *Government Auditing Standards*, issued by the Comptroller General of the United States. Our responsibilities under those standards are further described in the Auditor's Responsibilities for the Audit of the Financial Statements section of our report. We are required to be independent of the City and to meet our other ethical responsibilities, in accordance with the relevant ethical requirements relating to our audit. We believe that the audit evidence we have obtained is sufficient and appropriate to provide a basis for our audit opinions.

Responsibilities of Management for the Financial Statements
The City of Faribault's management is responsible for the preparation and fair presentation of the financial statements in accordance with accounting principles generally accepted in the United States of America, and for the design, implementation, and maintenance of internal control relevant to the preparation and fair presentation of financial statements that are free from material misstatement, whether due to fraud or error.

In preparing the financial statements, management is required to evaluate whether there are conditions or events, considered in the aggregate, that raise substantial doubt about the City's ability to continue as a going concern for twelve months beyond the financial statement date, including any currently known information that may raise substantial doubt shortly thereafter.

Auditor's Responsibilities for the Audit of the Financial Statements
Our objectives are to obtain reasonable assurance about whether the financial statements as a whole are free from material misstatement, whether due to fraud or error, and to issue an auditor's report that includes our opinions. Reasonable assurance is a high level of assurance but is not absolute assurance and therefore is not a guarantee that an audit conducted in accordance with GAAS and *Government Auditing Standards* will always detect a material misstatement when it exists. The risk of not detecting a material misstatement resulting from fraud is higher than for one resulting from error, as fraud may involve collusion, forgery, intentional omissions, misrepresentations, or the override of internal control. Misstatements are considered material if there is a substantial likelihood that, individually or in the aggregate, they would influence the judgment made by a reasonable user based on the financial statements.

In performing an audit in accordance with GAAS and *Government Auditing Standards*, we:

- Exercise professional judgment and maintain professional skepticism throughout the audit.
- Identify and assess the risks of material misstatement of the financial statements, whether due to fraud or error, and design and perform audit procedures responsive to those risks. Such procedures include examining, on a test basis, evidence regarding the amounts and disclosures in the financial statements.
- Obtain an understanding of internal control relevant to the audit in order to design audit procedures that are appropriate in the circumstances, but not for the purpose of expressing an opinion on the effectiveness of the City's internal control. Accordingly, no such opinion is expressed.
- Evaluate the appropriateness of accounting policies used and the reasonableness of significant accounting estimates made by management, as well as evaluate the overall presentation of the financial statements.
- Conclude whether, in our judgment, there are conditions or events, considered in the aggregate that raise substantial doubt about the City's ability to continue as a going concern for a reasonable period of time.

We are required to communicate with those charged with governance regarding, among other matters, the planned scope and timing of the audit, significant audit findings, and certain internal control–related matters that we identified during the audit.

Required Supplementary Information
Accounting principles generally accepted in the United States of America require that the Management's Discussion and Analysis, which follows this report letter, and Required Supplementary Information as listed in the Table of Contents be presented to supplement the basic financial statements. Such information is the responsibility of management and, although not a part of the basic financial statements, is required by the GASB, who considers it to be an essential part of financial reporting for placing the basic financial statements in an appropriate operational, economic, or historical context. We have applied certain limited procedures to the Required Supplementary Information in accordance with auditing standards generally accepted in the United States of America, which consisted of inquiries of management about the methods of preparing the information and comparing the information for consistency with management's responses to our inquiries, the basic financial statements, and other knowledge we obtained during our audit of the basic financial statements. We do not express an opinion or provide any assurance on the information because the limited procedures do not provide us with sufficient evidence to express an opinion or provide any assurance.

Supplementary Information
Our audit was conducted for the purpose of forming opinions on the financial statements that collectively comprise the City of Faribault's basic financial statements. The combining and individual fund statements and schedules identified in the Table of Contents are presented for purposes of additional analysis and are not a required part of the basic financial statements.

Such information is the responsibility of management and was derived from and relates directly to the underlying accounting and other records used to prepare the basic financial statements. The information has been subjected to the auditing procedures applied in the audit of the basic financial statements and certain additional procedures, including comparing and reconciling such information directly to the underlying accounting and other records used to prepare the basic financial statements or to the basic financial statements themselves, and other additional procedures in accordance with auditing standards generally accepted in the United States of America. In our opinion, the combining and individual fund statements and schedules are fairly stated, in all material respects, in relation to the basic financial statements as a whole.

Other Information
Management is responsible for the other information included in the Annual Comprehensive Financial Report. The other information comprises the introductory and statistical sections but does not include the basic financial statements and our auditor's report thereon. Our opinions on the basic financial statements do not cover the other information, and we do not express an opinion or any form of assurance thereon.

In connection with our audit of the basic financial statements, our responsibility is to read the other information and consider whether a material inconsistency exists between the other information and the basic financial statements, or the other information otherwise appears to be materially misstated. If, based on the work performed, we conclude that an uncorrected material misstatement of the other information exists, we are required to describe it in our report.

Other Reporting Required by *Government Auditing Standards*
In accordance with *Government Auditing Standards*, we have also issued our report dated September XX, 2025, on our consideration of the City of Faribault's internal control over financial reporting and on our tests of its compliance with certain provisions of laws, regulations, contracts, and grant agreements and other matters. The purpose of that report is solely to describe the scope of our testing of internal control over financial reporting and compliance and the results of that testing, and not to provide an opinion on the effectiveness of internal control over financial reporting or on compliance. That report is an integral part of an audit performed in accordance with *Government Auditing Standards* in considering the City's internal control over financial reporting and compliance.

Minneapolis, Minnesota
September XX, 2025

(THIS PAGE LEFT BLANK INTENTIONALLY)

DRAFT

As management of the City of Faribault, Minnesota, (the City), we offer readers of the City's financial statements this narrative overview and analysis of the financial activities of the City for the fiscal year ended December 31, 2024.

FINANCIAL HIGHLIGHTS

- The assets and deferred outflows of resources of the City exceeded its liabilities and deferred inflows of resources at the close of the most recent fiscal year by $211,398,152 (*net position*), of this amount, $34,826,644 (*unrestricted net position*) may be used to meet the City's ongoing obligations to citizens and creditors.

- The City's total net position increased by $9,728,936 over the prior year, including an increase of $5,184,176 attributable to governmental activities, and an increase of $4,544,760 attributable to business-type activities.

- A significant part of the increase in governmental activities net position was related to the acquisition of capital assets which were either contributed or funded by grants or other forms of aid. The various utility operations continued to produce healthy financial results leading to the increase in business-type activities net position.

- As of the close of the current fiscal year, the City's governmental funds reported combined ending fund balances of $22,495,768, a decrease of $2,990,680 in comparison with the prior year. The decrease is due to the planned use of fund balance for funding of street improvements in 2024 as well as continued spending of a $1 million Public Safety Aid contribution received in 2023 from the State of Minnesota. Approximately 47% of the ending fund balances, or $10,503,838 is non-spendable, restricted, committed or assigned.

- At the end of the current fiscal year, unassigned fund balance for the General fund was $11,991,930 or 52.5 percent of total 2025 General fund budgeted expenditures. This amount exceeds the fund balance policy of maintaining 35 to 50 percent of the following year's expenditures and will result in a transfer out in fiscal year 2025 to support capital activities.

OVERVIEW OF THE FINANCIAL STATEMENTS

This discussion and analysis are intended to serve as an introduction to the City's basic financial statements. The City's basic financial statements are comprised of three components: 1) government-wide financial statements, 2) fund financial statements, and 3) notes to the financial statements. This report also contains other supplemental information in addition to the basic financial statements themselves.

Government-wide financial statements - The *Government-Wide Financial Statements* are designed to provide readers with a broad overview of the City's finances, in a manner similar to a private-sector business.

The *Statement of Net Position* presents information on all of the City's assets, deferred outflows of resources, liabilities, and deferred inflows of resources, with the difference reported as *Net Position*. Over time, increases or decreases in net position may serve as a useful indicator of whether the financial position of the City is improving or deteriorating.

OVERVIEW OF THE FINANCIAL STATEMENTS (CONTINUED)

The *Statement of Activities* presents information showing how the City's net position changed during the most recent fiscal year. All changes in net position are reported as soon as the underlying event giving rise to the change occurs, *regardless of the timing of related cash flows*. Thus, revenues and expenses are reported in this statement for some items that will only result in cash flows in future fiscal periods (e.g., uncollected taxes and earned but unused vacation leave).

Both of the government-wide financial statements distinguish functions of the City that are principally supported by taxes and intergovernmental revenues (*governmental activities*) from other functions that are intended to recover all or a significant portion of their costs through user fees and charges (*business-type activities*). The governmental activities of the City include general government, public safety, public works, culture and recreation, community development, and airport. The business-type activities of the City include water, sewer, and storm water operations.

The government-wide financial statements start on page 26 of this report.

Fund Financial Statements

A *fund* is a grouping of related accounts that is used to maintain control over resources that have been segregated for specific activities or objectives. The City, like other state and local governments, uses fund accounting to ensure and demonstrate compliance with finance-related legal requirements. All of the funds of the City can be divided into three categories: governmental funds, proprietary funds, and fiduciary funds.

Governmental Funds - *Governmental funds* are used to account for essentially the same functions reported as *governmental activities* in the government-wide financial statements. However, unlike the government-wide financial statements, governmental fund financial statements focus on *near-term inflows and outflows of spendable resources*, as well as on *balances of spendable resources* available at the end of the fiscal year. Such information may be useful in evaluating a government's near-term financing requirements.

Because the focus of governmental funds is narrower than that of the government-wide financial statements, it is useful to compare the information presented for *governmental funds* with similar information presented for *governmental activities* in the government-wide financial statements. By doing so, readers may better understand the long-term impact by the government's near-term financing decisions. Both the governmental fund balance sheet and the governmental fund statement of revenues, expenditures and changes in fund balances provide a reconciliation to facilitate this comparison between *governmental funds* and *governmental activities*.

The City maintains 26 individual governmental funds, four of which are Debt Service funds. Information is presented separately in the governmental fund balance sheet and in the governmental fund statement of revenues, expenditures, and changes in fund balances for the General fund, Street Improvement Projects fund, and Public Facility Projects fund all of which are considered to be major funds. Data from the other governmental funds are combined into a single, aggregated presentation. Individual fund data for each of these nonmajor governmental funds is provided in the form of *combining statements and schedules* elsewhere in this report.

DRAFT

OVERVIEW OF THE FINANCIAL STATEMENTS (CONTINUED)

The City adopts an annual appropriated budget for all funds. The budgetary comparison statements have been provided for these funds to demonstrate compliance with this budget.

The basic governmental fund financial statements start on page 30 of this report.

Proprietary Funds - The City maintains two different types of proprietary funds. *Enterprise funds* are used to report the same functions presented as *business-type activities* in the government-wide financial statements. The City uses enterprise funds to account for its water, sewer, and storm water operations. *Internal Service funds* are an accounting device used to accumulate and allocate costs internally among the City's various functions. The City uses its internal service funds to account for the funding of workers' compensation and property/liability insurance to other functions of the City.

Proprietary funds provide the same type of information as the government-wide financial statements, only in more detail. The proprietary fund financial statements provide separate information for the water, sewer, and storm water, which are considered to be major funds of the City.

The basic proprietary fund financial statements start on page 36 of this report.

Fiduciary Funds - Fiduciary funds are used to account for resources held for the benefit of parties outside the government. Fiduciary funds are *not* reflected in the government-wide financial statement because the resources of those funds are *not* available to support the City's own programs. The accounting used for fiduciary funds is much like that used for proprietary funds.

The basic fiduciary fund financial statements can be found on page 42 of this report.

Notes to Financial Statements
The notes provide additional information that is essential to a full understanding of the data provided in the government-wide and fund financial statements.

The notes to the financial statements start on page 45 of this report.

Other Information
In addition to the basic financial statements and accompanying notes, this report also presents certain required supplementary information concerning the City's progress in funding its obligation to provide pensions and other postemployment benefits to its employees.

Required supplementary information can be found on page 85 of this report.

The combining statements referred to earlier in connection with nonmajor governmental funds and internal service funds are presented following the required supplementary information.

Combining and individual fund statements and schedules start on page 97 of this report.

GOVERNMENT-WIDE FINANCIAL ANALYSIS

As noted earlier, net position may serve over time as a useful indicator of a government's financial position. In the case of the City, assets and deferred outflows of resources exceeded liabilities and deferred inflows of resources by $211,398,152 at the close of the most recent fiscal year.

City of Faribault's Summary of Net Position

	Governmental Activities		Business-Type Activities		Totals	
	2024	2023	2024	2023	2024	2023
Current and other assets	$ 29,116,765	$ 30,245,739	$ 26,913,400	$ 25,862,342	$ 56,030,165	$ 56,108,081
Capital assets	109,730,811	103,765,912	86,032,300	84,290,882	195,763,111	188,056,794
Total assets	138,847,576	134,011,651	112,945,700	110,153,224	251,793,276	244,164,875
Deferred outflows of resources	8,107,306	10,437,359	244,743	397,424	8,352,049	10,834,783
Long-term liabilities outstanding	14,603,525	19,659,017	13,912,499	16,106,298	28,516,024	35,765,315
Other liabilities	5,295,866	3,397,742	2,653,366	2,590,879	7,949,232	5,988,621
Total liabilities	19,899,391	23,056,759	16,565,865	18,697,177	36,465,256	41,753,936
Deferred inflows of resources	11,475,530	10,996,466	806,387	580,040	12,281,917	11,576,506
Net position						
Net investment in capital assets	103,597,362	96,404,494	71,129,458	67,740,160	174,726,820	164,144,654
Restricted	1,844,688	2,227,566	-	-	1,844,688	2,227,566
Unrestricted	10,137,911	11,763,725	24,688,733	23,533,271	34,826,644	35,296,996
Total net position	$ 115,579,961	$ 110,395,785	$ 95,818,191	$ 91,273,431	$ 211,398,152	$ 201,669,216

A major portion of the City's net position ($174,726,820 or 83%) reflects its investment in capital assets (e.g., land, buildings, machinery, and equipment); less any related debt used to acquire those assets that is still outstanding. The City uses these capital assets to provide services to citizens; consequently, these assets are *not* available for future spending. Although the City's investment in its capital assets is reported net of related debt, it should be noted that the resources needed to repay this debt must be provided from other sources, since the capital assets themselves cannot be used to liquidate these liabilities.

An additional portion of the City's net position ($1,844,688 or 1%) represents resources that are subject to external restrictions on how they may be used. The remaining balance of *unrestricted net position*, ($34,826,644 or 16%), may be used to meet the City's ongoing obligations to citizens and creditors.

At the end of the current fiscal year, the City is able to report positive balances in all three categories of net position, both for the City as a whole, as well as for its separate governmental and business-type activities. The same situation held true for the prior fiscal year.

Governmental Activities **-** Governmental activities increased the City's net position by $5,184,176. Key elements of this increase include additional property tax revenues and better than expected investment earnings.

GOVERNMENT-WIDE FINANCIAL ANALYSIS (CONTINUED)

City of Faribault's Changes in Net Position

The following graphs depict various governmental activities and show the revenue and expenses directly related to those activities.

	Governmental Activities		Business-Type Activities		Totals	
	2024	2023	2024	2023	2024	2023
Revenues						
Program revenues						
Charges for services	$ 6,073,154	$ 6,126,705	$ 13,167,634	$ 13,395,621	$ 19,240,788	$ 19,522,326
Operating grants and contributions	3,463,190	4,401,143	212,114	93,014	3,675,304	4,494,157
Capital grants and contributions	1,721,027	3,811,145	57,659	1,292,264	1,778,686	5,103,409
General revenues						
Property taxes/tax increments	12,019,508	11,216,835	-	-	12,019,508	11,216,835
Franchise fees	189,478	-	-	-	189,478	-
Other taxes	177,804	201,642	-	-	177,804	201,642
Grants and contributions not restricted to specific programs	6,529,948	6,123,355	-	-	6,529,948	6,123,355
Unrestricted investment earnings	1,204,489	992,430	1,051,875	1,215,471	2,256,364	2,207,901
Gain/(loss) on sale of capital assets	210,690	103,330	-	7,000	210,690	110,330
Total revenues	31,589,288	32,976,585	14,489,282	16,003,370	46,078,570	48,979,955
Expenses						
General Government	3,349,662	2,793,971	-	-	3,349,662	2,793,971
Public Safety	9,845,725	10,355,241	-	-	9,845,725	10,355,241
Public Works	7,003,409	7,099,760	-	-	7,003,409	7,099,760
Culture and Recreation	4,290,386	5,370,222	-	-	4,290,386	5,370,222
Community Development	1,872,319	1,473,668	-	-	1,872,319	1,473,668
Airport and Mass Transportation	189,693	124,769	-	-	189,693	124,769
Interest on Long-Term Debt	160,536	220,058	-	-	160,536	220,058
Water	-	-	2,679,130	3,177,209	2,679,130	3,177,209
Sewer	-	-	5,928,820	5,792,857	5,928,820	5,792,857
Storm Water	-	-	1,029,954	740,307	1,029,954	740,307
Total expenses	26,711,730	27,437,689	9,637,904	9,710,373	36,349,634	37,148,062
Change in net position before transfers	4,877,558	5,538,896	4,851,378	6,292,997	9,728,936	11,831,893
Transfers in (out)	306,618	308,773	(306,618)	(308,773)	-	-
Change in accounting principle	-	-	-	-	-	-
Net Position, January 1	110,395,785	104,548,116	91,273,431	85,289,207	201,669,216	189,837,323
Net Position, December 31	$ 115,579,961	$ 110,395,785	$ 95,818,191	$ 91,273,431	$ 211,398,152	$ 201,669,216

DRAFT

GOVERNMENT-WIDE FINANCIAL ANALYSIS (CONTINUED)

Expenditures and Revenues - Governmental Activities

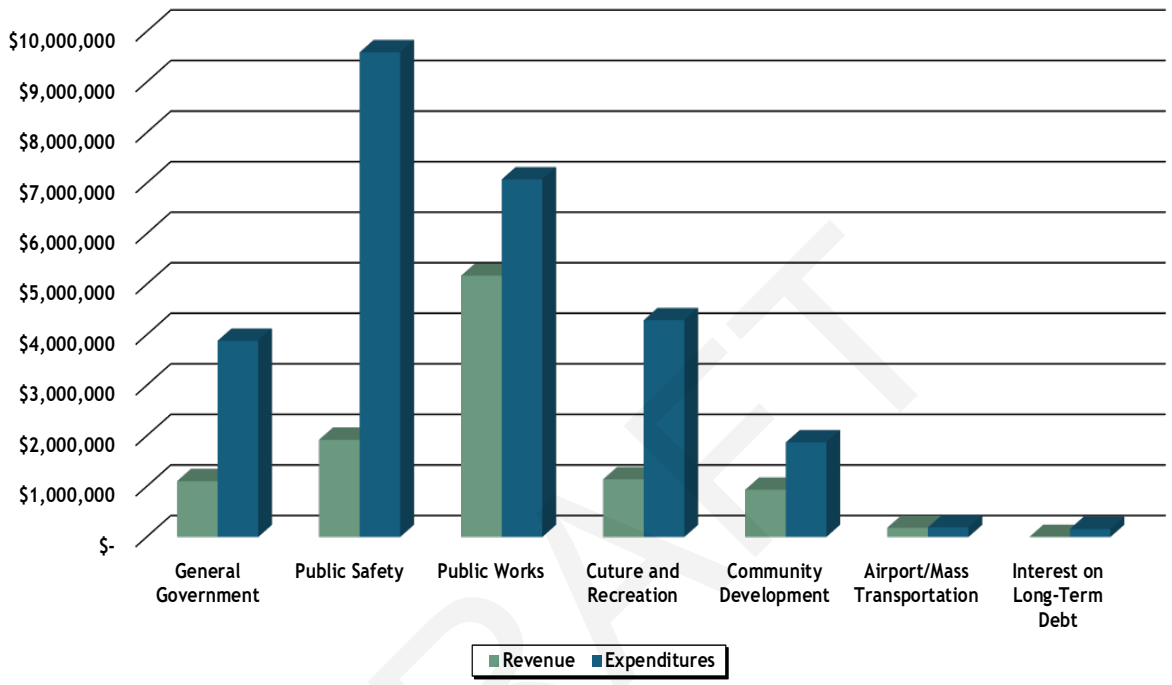

Revenue by Source - Governmental Activities

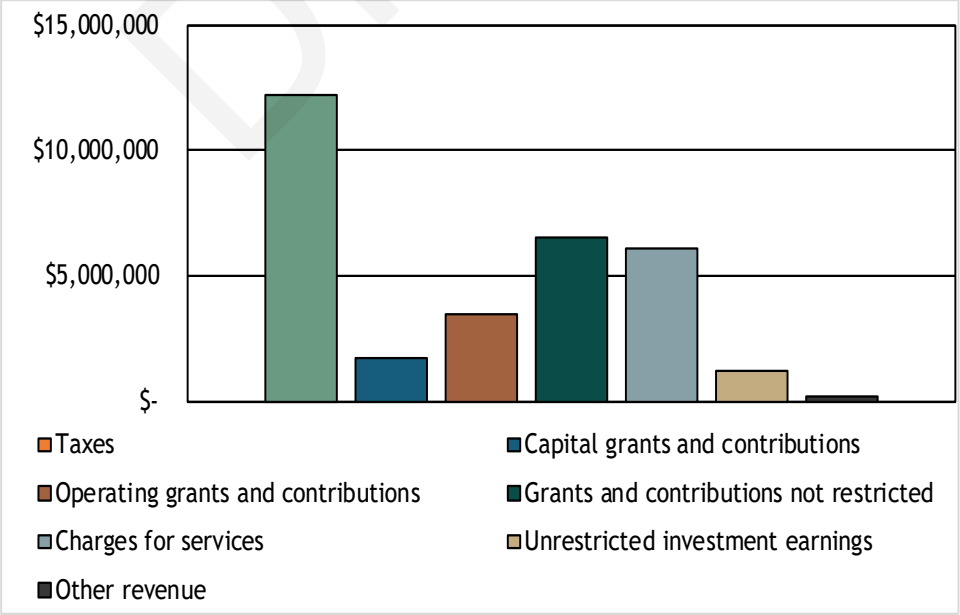

DRAFT

GOVERNMENT-WIDE FINANCIAL ANALYSIS (CONTINUED)

Business-type activities **-** Business-type activities increased the City's net position by $4,544,760. Similar to governmental activities, key elements of this increase were due to an increase in the fair value of investments and utility rate increases.

Expenditures and Revenues – Business-type Activities

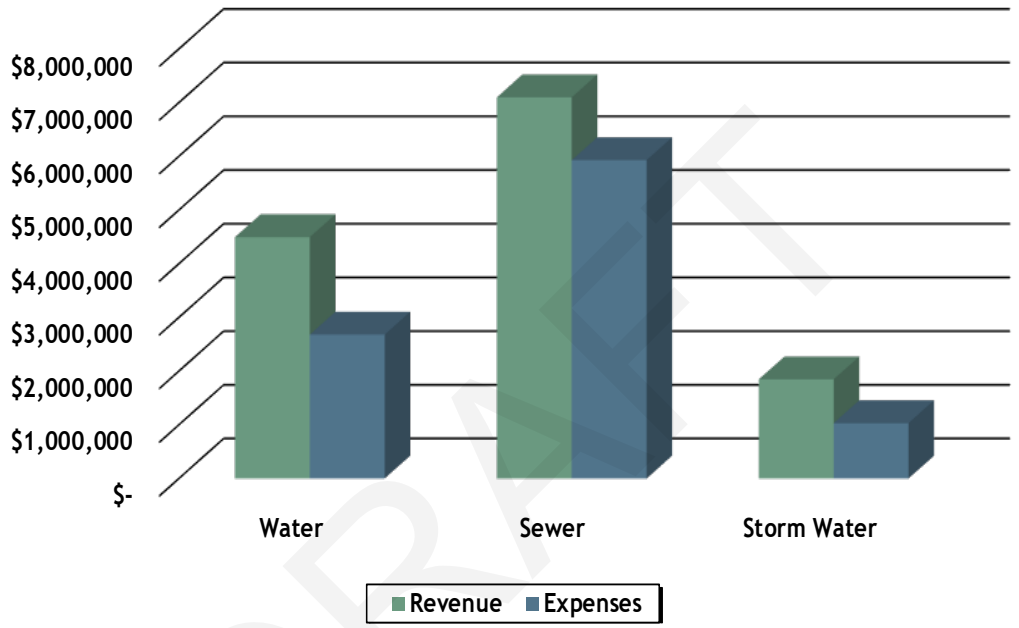

Revenue by Source – Business Type Activities

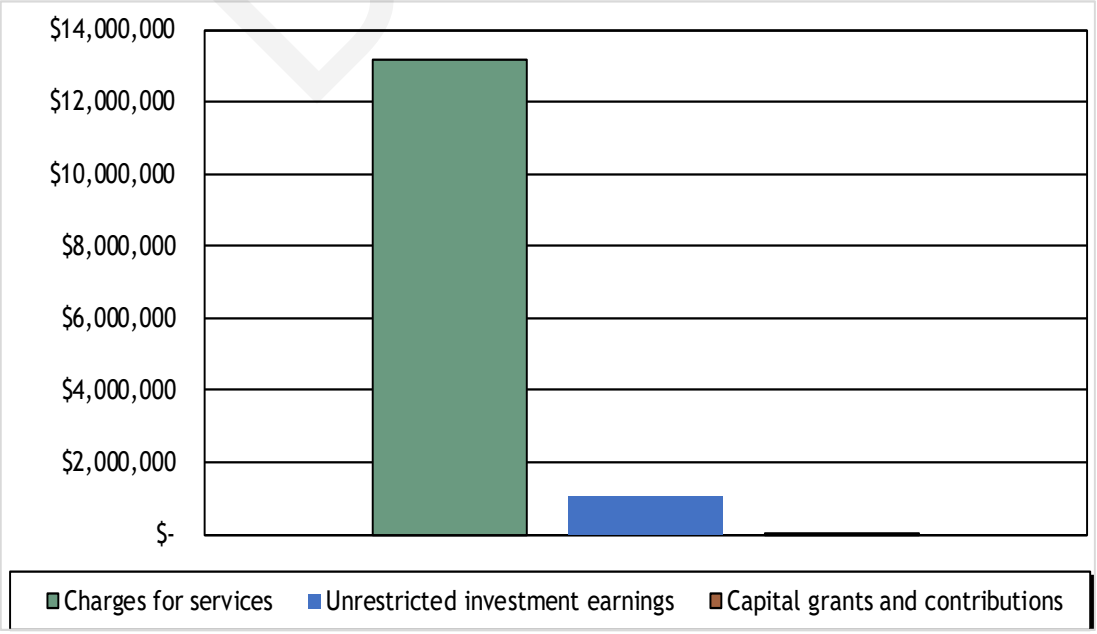

DRAFT

GOVERNMENT-WIDE FINANCIAL ANALYSIS (CONTINUED)

Financial Analysis of the City's Funds

As noted earlier, the City uses fund accounting to ensure and demonstrate compliance with finance-related legal requirements.

Governmental Funds - The focus of the City's *governmental funds* is to provide information on near-term inflows, outflows, and balances of *spendable* resources. Such information is useful in assessing the City's financing requirements. In particular, *unassigned fund balance* may serve as a useful measure of a government's net resources available for spending at the end of the fiscal year.

As of the end of the current fiscal year, the City's governmental funds reported combined ending fund balances of $22,495,768, a decrease of $2,990,680 in comparison with the prior year. Approximately 53% of this total amount, $11,991,930, constitutes unassigned fund balance, which is available for spending at the City's discretion. The remainder of fund balance consists of the following: Nonspendable ($420,935), Restricted ($2,979,535), Committed ($3,904,644), or Assigned ($3,198,724) for specific purposes.

Major Funds	Fund Balance December 31, 2024	Fund Balance December 31, 2023	Increase (Decrease)
General	$ 14,239,761	$ 13,319,126	$ 920,635

- Property taxes for the year increased due to an 8.14% levy increase and growth, as well as new construction, in taxable market values.
- Investment income continued to be strong with 2024 generating $714,802 from interest earnings and favorable fair value adjustments.

Major Funds	Fund Balance December 31, 2024	Fund Balance December 31, 2023	Increase (Decrease)
Street Improvement Projects	$ 1,119,967	$ 3,287,022	$ (2,167,055)
Park Improvements	4,157	671,014	(666,857)

- Fund balance in the Street Improvement Projects fund decreased due to significant planned projects with 2024 expenditures totaling $6,062,621.
- The Park Improvements fund also had significant planned expenditures in 2024 totaling $1,237,678.

Nonmajor governmental funds have a total fund balance of $7,131,883. The net decrease in fund balance during the current year was $1,077,403. The decrease is due to the planned use of fund balance for facility improvements and equipment purchases.

Proprietary Funds - The City's proprietary funds provide the same type of information found in the government-wide financial statements, but in more detail. Unrestricted net position of the business-type activities at the end of the year amounted to $24,688,733. The total increase in net position for business-type activities was $4,544,760. This positive result was driven by continued operating surpluses for each of the three utilities as well as significant investment income during 2024 based on market conditions.

GOVERNMENT-WIDE FINANCIAL ANALYSIS (CONTINUED)

General Fund Budgetary Highlights

The City's General fund budget was amended during the year. The final budget reflected an increase in expenditures of $20,646, from the original budget, due to unplanned expenditures for a repair at the Faribault Family Aquatic Center. Actual revenues and other sources were over budget by $775,412 and expenditures were over budget by $521,732 (not including other financing sources and uses).

- The largest positive variance for revenues was investment earnings, which were over budget by $506,252, due to interest rates and favorable market conditions. Additional positive variances were related to intergovernmental revenues, which was over budget by $281,530, due to reimbursements from the federal and state government as a result of a federally-declared flooding disaster that occurred in June 2024 and a federal reimbursement grant received by the police department for equipment purchases.
- Expenditures were over budget in the general government category by $299,530. This variance was due to an early retirement program which was offered that resulted in the unbudgeted payout of benefits for multiple employees.

Capital Asset and Debt Administration

Capital Assets - The City's investment in capital assets for its governmental and business-type activities as of December 31, 2024, was $195,763,111 (net of accumulated depreciation). This investment in capital assets includes land, buildings and system, improvements, machinery and equipment, park facilities, roads, highways, and bridges. Overall, the City's total capital assets, less accumulated depreciation, increased in 2024 by $7,706,317. Some of the significant capital projects/additions in the fiscal year included:

- Westwood Drive reconstruction
- TH3 sanitary sewer project
- Riverchase storm water improvements project
- Purchase of 8 new trucks for Fire, Public Works, Parks, and the Water Treatment Plant

City of Faribault's Capital Assets

(net of depreciation)

	Governmental Activities		Business-Type Activities		Totals	
	2024	2023	2024	2023	2024	2023
Land	$ 11,543,219	$ 10,743,419	$ 594,574	$ 594,574	$ 12,137,793	$ 11,337,993
Construction in progress	6,316,362	4,622,308	3,316,497	7,953,971	9,632,859	12,576,279
Buildings and structures	20,093,387	20,101,471	28,887,335	30,381,940	48,980,722	50,483,411
Improvements other than buildings	6,940,208	5,247,485	51,795,863	44,168,146	58,736,071	49,415,631
Machinery and equipment	4,626,643	4,179,440	1,328,615	1,094,116	5,955,258	5,273,556
Infrastructure and airport	58,186,768	57,524,989	-	-	58,186,768	57,524,989
Subscription asset	1,691,209	986,059	109,416	98,135	1,800,625	1,084,194
Leased assets	333,015	360,741		-	333,015	360,741
Total	$ 109,730,811	$ 103,765,912	$ 86,032,300	$ 84,290,882	$ 195,763,111	$ 188,056,794

Additional information on the City's capital assets can be found in Note 6.

GOVERNMENT-WIDE FINANCIAL ANALYSIS (CONTINUED)

Long-term debt. At the end of the current fiscal year, the City had total bonded debt outstanding of $20,305,313. The additional long-term debt is defined below related to bonded indebtedness and other long-term obligations.

City of Faribault's Outstanding Debt

	Governmental Activities		Business-Type Activities		Totals	
	2024	2023	2024	2023	2024	2023
General obligation assessment improvement bonds	$ 1,225,000	$ 1,430,000	$ -	$ -	$ 1,225,000	$ 1,430,000
Bond premium	546,313	653,948	-	-	546,313	653,948
Loans payable	-	-	-	-	-	-
Lease liability	543,403	333,896	-	-	543,403	333,896
Subscription liability	1,062,880	998,865	182,712	93,446	1,245,592	1,092,311
Compensated absences payable	1,107,284	1,613,711	166,418	316,498	1,273,702	1,930,209
Total	$ 8,529,880	$ 10,130,420	$ 14,838,130	$ 16,645,944	$ 23,368,010	$ 26,776,364

Credit Rating

AA

The City maintains a long-term "AA/Stable" rating from Standard and Poor's for general obligation debt. The rating agency highlighted the City's very strong management, very strong budgetary flexibility with an available funds balance of 54% of operating expenditures, and strong debt and contingent liability position.

Minnesota statutes limit the amount of net general obligation debt a City may issue to 3 percent of the market value of taxable property within the City. Net debt is debt payable solely from ad valorem taxes. The current debt limitation for the City is $64,638,165 which is in excess of the City's outstanding general obligation debt of $5,270,000.

Additional information on the City's long-term debt can be found in Note 7.

Economic Factors and Next Year's Budgets and Rates

The 2025 budget was conservatively developed to account for economic and legislative activity. It provides for a balanced budget, leaving one percent of General Fund expenditures in reserve to provide flexibility for special projects. The 2025 budget also brought wages back into alignment with the median of the City's comparable group. All of this resulted in a 12.11 percent increase, compared to the adopted tax levy in 2024. The City continues to see slight increases in Local Government Aid (LGA) distributions, allowing the City to offset the tax levy needed to fund operations in the General Fund.

Requests for Information

This financial report is designed to provide a general overview of the City's finances. Questions concerning the information provided in this report or requests for additional financial information should be addressed to Finance Director, City of Faribault, 208 1st Avenue NW, Faribault, MN 55021-5105.

DRAFT

(THIS PAGE LEFT BLANK INTENTIONALLY)

DRAFT

BASIC FINANCIAL STATEMENTS

DRAFT

City of Faribault
Statement of Net Position
December 31, 2024

	Primary Government			Component Units	
	Governmental Activities	Business-Type Activities	Total	Economic Development Authority	Housing and Redevelopment Authority
Assets					
Cash and investments	$ 25,407,794	$ 22,493,988	$ 47,901,782	$ 2,607,001	$ 1,375,222
Cash and investments held in escrow	-	-	-	-	565,560
Property tax receivable	295,333	-	295,333	14,026	9,183
Accounts receivable	735,132	1,535,793	2,270,925	-	10,367
Interest receivable	70,908	145,784	216,692	7,944	2,887
Notes receivable	67,590	-	67,590	878,304	31,967
Leases receivable	548,179	101,658	649,837	-	-
Special assessments receivable	1,604,481	301,846	1,906,327	-	-
Due from other governments	297,439	176,036	473,475	-	323,068
Due from component unit	113,627	736,059	849,686	-	-
Advances between funds					
Within one year	(465,635)	-	(465,635)	(500,000)	-
After one year	(198,118)	1,163,753	965,635	-	-
Inventory	-	238,109	238,109	-	-
Land held for resale	219,100	-	219,100	-	-
Prepaid items	420,935	20,374	441,309	-	355
Capital assets not being depreciated					
Land	11,543,219	594,574	12,137,793	91,834	594,041
Construction in progress	6,316,362	3,316,497	9,632,859	-	-
Capital assets being depreciated					
Buildings and structures	33,479,525	50,706,433	84,185,958	-	3,525,546
Improvements other than buildings	11,855,380	79,258,408	91,113,788	-	-
Machinery and equipment	12,626,906	3,598,087	16,224,993	-	-
Infrastructure and airport	102,423,324	-	102,423,324	-	-
Less accumulated depreciation	(70,538,129)	(51,551,115)	(122,089,244)	-	(2,282,403)
Assets being amortized					
Machinery and equipment	753,922	-	753,922	-	-
Subscription asset	1,868,464	297,356	2,165,820	-	-
Less accumulated amortization	(598,162)	(187,940)	(786,102)	-	-
Total assets	138,847,576	112,945,700	251,793,276	3,099,109	4,155,793
Deferred Outflows of Resources					
Pension related items	7,490,421	135,612	7,626,033	-	-
OPEB related items	616,885	109,131	726,016	-	-
Total deferred outflows of resources	8,107,306	244,743	8,352,049	-	-
Total assets and deferred outflows of resources	$ 146,954,882	$ 113,190,443	$ 260,145,325	$ 3,099,109	$ 4,155,793

DRAFT

See notes to basic financial statements.

City of Faribault
Statement of Net Position
December 31, 2024

	Primary Government			Component Units	
	Governmental Activities	Business-Type Activities	Total	Economic Development Authority	Housing and Redevelopment Authority
Liabilities					
Accounts payable	$ 845,352	$ 215,137	$ 1,060,489	$ 137,423	$ 19,876
Salaries and benefits payable	451,091	525	451,616	-	-
Deposits payable	109,676	-	109,676	5,000	12,365
Contracts payable	354,282	231,130	585,412	-	-
Due to other governments	797,545	10,465	808,010	-	29,513
Due to primary government	-	-	-	786,033	89,170
Interest payable	7,541	91,335	98,876	76,215	-
Unearned revenue	370,731	125,000	495,731	97,000	1,932
Net G.O. bonds payable					
Payable within one year	1,310,000	1,784,000	3,094,000	-	-
Payable after one year	4,506,313	12,705,000	17,211,313	-	-
Subscription liability					
Payable within one year	182,573	88,837	271,410	-	-
Payable after one year	880,307	93,875	974,182	-	-
Lease liability					
Payable within one year	182,666	-	182,666	-	-
Payable after one year	360,737	-	360,737	-	-
Compensated absences payable					
Payable within one year	684,409	106,937	791,346	-	-
Payable after one year	422,875	59,481	482,356	-	-
Net pension liability					
Payable after one year	6,609,562	731,513	7,341,075	-	-
Total OPEB liability					
Pa Payable after one year	1,823,731	322,630	2,146,361	-	-
Total liabilities	19,899,391	16,565,865	36,465,256	1,101,671	152,856
Deferred Inflows of Resources					
Pension related items	10,242,469	583,569	10,826,038	-	-
OPEB related items	684,882	121,160	806,042	-	-
Leases receivable	548,179	101,658	649,837	-	-
Total deferred inflows of resources	11,475,530	806,387	12,281,917	-	-
Net Position					
Net investment in capital assets	103,597,362	71,129,458	174,726,820	91,834	1,837,184
Restricted for					
Debt service	1,120,151	-	1,120,151	-	-
Charitable gambling	45,889	-	45,889	-	-
Public safety programs	15,915	-	15,915	-	-
Rehabilitation projects	198,252	-	198,252	-	-
Revolving loans	464,481	-	464,481	976,883	13,603
Mobile home rehab	-	-	-	-	78,097
Public housing	-	-	-	-	950,376
Unrestricted	10,137,911	24,688,733	34,826,644	928,721	1,123,677
Total net position	115,579,961	95,818,191	211,398,152	1,997,438	4,002,937
Total liabilities, deferred inflows of resources, and net position	$ 146,954,882	$ 113,190,443	$ 260,145,325	$ 3,099,109	$ 4,155,793

DRAFT

See notes to basic financial statements.

City of Faribault
Statement of Activities
Year Ended December 31, 2024

Functions/Programs	Expenses	Program Revenues: Charges for Services	Program Revenues: Operating Grants and Contributions	Program Revenues: Capital Grants and Contributions
Primary Government				
Governmental activities				
General government	$ 3,349,662	$ 451,192	$ 652,907	$ -
Public safety	9,845,725	1,040,755	882,230	799,800
Public works	7,003,409	2,771,841	1,508,923	889,227
Culture and recreation	4,290,386	880,113	261,687	-
Community development	1,872,319	804,113	131,535	-
Mass transportation and airport	189,693	125,140	25,908	32,000
Interest on long-term debt	160,536	-	-	-
Total governmental activities	26,711,730	6,073,154	3,463,190	1,721,027
Business-type activities				
Water	2,679,130	4,436,871	-	56,820
Sewer	5,928,820	6,885,833	212,114	519
Storm water	1,029,954	1,844,930	-	320
Total business-type activities	9,637,904	13,167,634	212,114	57,659
Total primary government	$ 36,349,634	$ 19,240,788	$ 3,675,304	$ 1,778,686
Component Units				
Economic Development Authority	$ 1,164,801	$ 1,150	$ 162,087	$ -
Housing and Redevelopment Authority	810,427	686,041	5,022	-
Total component units	$ 1,975,228	$ 687,191	$ 167,109	$ -

General revenues
- Property taxes, levied for general purposes
- Property taxes, levied for debt service
- Franchise fees
- Tax increments
- Other taxes
- Unrestricted investment income
- Grants and contributions not restricted to specific programs
- Gain (loss) on disposal of capital assets

Transfers
- Total general revenues and transfers

Change in net position
Net position - beginning

Net position - ending

DRAFT

See notes to basic financial statements.

Net (Expense) Revenues and Changes in Net Position				
Primary Government			Component Units	
Governmental Activities	Business-Type Activities	Total	Economic Development Authority	Housing and Redevelopment Authority
$ (2,245,563)	$ -	$ (2,245,563)	$ -	$ -
(7,122,940)	-	(7,122,940)	-	-
(1,833,418)	-	(1,833,418)	-	-
(3,148,586)	-	(3,148,586)	-	-
(936,671)	-	(936,671)	-	-
(6,645)	-	(6,645)	-	-
(160,536)	-	(160,536)	-	-
(15,454,359)	-	(15,454,359)	-	-
-	1,814,561	1,814,561	-	-
-	1,169,646	1,169,646	-	-
-	815,296	815,296	-	-
-	3,799,503	3,799,503	-	-
(15,454,359)	3,799,503	(11,654,856)	-	-
			(1,001,564)	-
			-	(119,364)
			(1,001,564)	(119,364)
10,700,695	-	10,700,695	373,000	379,383
1,318,813	-	1,318,813	-	-
189,478	-	189,478	-	-
-	-	-	425,066	-
177,804	-	177,804	431	1,670
1,204,489	1,051,875	2,256,364	120,464	17,628
6,529,948	-	6,529,948	-	-
210,690	-	210,690	(193,379)	(10,484)
306,618	(306,618)	-	-	-
20,638,535	745,257	21,383,792	725,582	388,197
5,184,176	4,544,760	9,728,936	(275,982)	268,833
110,395,785	91,273,431	201,669,216	2,273,420	3,734,104
$ 115,579,961	$ 95,818,191	$ 211,398,152	$ 1,997,438	$ 4,002,937

DRAFT

City of Faribault
Balance Sheet - Governmental Funds
December 31, 2024

	General	Capital Project: Park Improvements	Capital Project: Street Improvement Projects	Nonmajor Governmental Funds	Total Governmental Funds
Assets					
Cash and investments	$ 14,591,727	$ 1,213,024	$ 1,460,119	$ 7,479,925	$ 24,744,795
Taxes receivable - current	130,583	12	649	20,152	151,396
Taxes receivable - delinquent	125,210	35	268	18,424	143,937
Accounts receivable	104,513	-	542,970	87,649	735,132
Interest receivable	47,286	3,726	4,336	13,524	68,872
Due from other funds	698,118	-	-	-	698,118
Due from other governments	246,284	-	-	51,155	297,439
Due from component unit	-	-	-	113,627	113,627
Notes receivable	-	-	-	67,590	67,590
Leases receivable	197,877	-	-	350,302	548,179
Special assessment receivable					
Current	-	-	1,909	1,155	3,064
Delinquent	22,991	-	3,203	4,780	30,974
Deferred	-	-	1,345,988	224,455	1,570,443
Land held for resale	-	219,100	-	-	219,100
Prepaid items	417,435	-	-	3,500	420,935
Total assets	$ 16,582,024	$ 1,435,897	$ 3,359,442	$ 8,436,238	$ 29,813,601
Liabilities					
Accounts payable	$ 458,835	$ 17,466	$ 52,468	$ 316,583	$ 845,352
Salaries and benefits payable	451,091	-	-	-	451,091
Deposits payable	108,767	-	-	909	109,676
Contracts payable	-	250,486	103,796	-	354,282
Due to other funds	-	-	-	198,118	198,118
Due to other governments	747,747	-	-	49,798	797,545
Advances from other funds	-	1,163,753	-	-	1,163,753
Unearned revenue	229,745	-	-	140,986	370,731
Total liabilities	1,996,185	1,431,705	156,264	706,394	4,290,548
Deferred Inflows of Resources					
Unavailable revenue - property taxes	125,210	35	268	18,424	143,937
Unavailable revenue - special assessments	22,991	-	1,349,191	229,235	1,601,417
Unavailable revenue - other	-	-	733,752	-	733,752
Deferred inflows of resources related to leases receivable	197,877	-	-	350,302	548,179
Total deferred inflows of resources	346,078	35	2,083,211	597,961	3,027,285
Fund Balances					
Nonspendable	417,435	-	-	3,500	420,935
Restricted	77,314	4,157	-	2,898,064	2,979,535
Committed	69,240	-	-	3,835,404	3,904,644
Assigned	1,683,842	-	1,119,967	394,915	3,198,724
Unassigned	11,991,930	-	-	-	11,991,930
Total fund balances	14,239,761	4,157	1,119,967	7,131,883	22,495,768
Total liabilities, deferred inflows of resources, and fund balances	$ 16,582,024	$ 1,435,897	$ 3,359,442	$ 8,436,238	$ 29,813,601

DRAFT

See notes to basic financial statements.

City of Faribault
Reconciliation of the Balance Sheet to
the Statement of Net Position - Governmental Funds
December 31, 2024

Total fund balances - governmental funds	$ 22,495,768
Amounts reported for governmental activities in the Statement of Net Position are different because:	
Capital assets used in governmental activities are not current financial resources and, therefore, are not reported as assets in governmental funds.	
Cost of capital assets	178,244,716
Less accumulated depreciation	(70,538,129)
Cost of leased assets	753,922
Cost of subscription assets	1,868,464
Less accumulated amortization	(598,162)
Long-term liabilities, including bonds payable, are not due and payable in the current period and, therefore, are not reported as liabilities in the funds.	
Long-term liabilities at year-end consist of:	
G.O. bonds payable	(5,270,000)
Unamortized bond premiums	(546,313)
Subscription liability	(1,062,880)
Lease liability	(543,403)
Compensated absences payable	(1,107,284)
Total OPEB liability	(1,823,731)
Net pension liability	(6,609,562)
Delinquent receivables will be collected in subsequent years, but are not available soon enough to pay for the current period's expenditures and, therefore, are deferred in the funds.	
Property taxes	143,937
Special assessments	30,974
Deferred outflows of resources and deferred inflows of resources are created as a result of various differences related to pensions and OPEB that are not recognized in the governmental funds.	
Deferred inflows of resources related to pensions	(10,242,469)
Deferred inflows of resources related to OPEB	(684,882)
Deferred outflows of resources related to pensions	7,490,421
Deferred outflows of resources related to OPEB	616,885
Revenues in the statement of activities that do not provide current financial resources are not reported as revenues in the funds.	
Deferred special assessments	1,570,443
Other	733,752
Governmental funds do not report a liability for accrued interest on long-term debt until due and payable.	(7,541)
Internal service funds are used by management to charge the cost of services to individual funds. The assets and liabilities are included in the governmental activities Statement of Net Position.	665,035
Total net position - governmental activities	$ 115,579,961

DRAFT

See notes to basic financial statements.

City of Faribault
Statement of Revenues, Expenditures, and
Changes in Fund Balances - Governmental Funds
Year Ended December 31, 2024

		Capital Project			
	General	Park Improvements	Street Improvement Projects	Nonmajor Governmental Funds	Total Governmental Funds
Revenues					
Taxes	$ 10,549,197	$ 23	$ 734	$ 1,836,836	$ 12,386,790
Special assessments	6,216	-	338,287	49,863	394,366
Licenses and permits	735,106	-	-	-	735,106
Intergovernmental	7,924,506	-	1,504,240	665,273	10,094,019
Charges for services	1,990,105	330,467	1,820,918	510,986	4,652,476
Fines and forfeitures	115,666	-	-	-	115,666
Miscellaneous					
Investment income	714,802	56,331	65,561	289,762	1,126,456
Contributions and donations	49,948	-	-	-	49,948
Other	46,385	-	1,826	18,775	66,986
Total revenues	22,131,931	386,821	3,731,566	3,371,495	29,621,813
Expenditures					
Current					
General government	3,676,206	-	-	276,719	3,952,925
Public safety	9,404,301	-	-	8,509	9,412,810
Public works	3,149,787	-	1,461,210	-	4,610,997
Culture and recreation	4,693,293	-	-	278,690	4,971,983
Community development	-	1,070,874	-	980,742	2,051,616
Mass transportation and airport	26,360	-	-	169,120	195,480
Debt service					
Principal	316,130	-	-	1,261,292	1,577,422
Interest and other charges	21,230	11,815	-	237,302	270,347
Capital outlay					
General government	241,270	-	-	466,074	707,344
Public safety	349,674	-	-	184,395	534,069
Public works	-	-	4,601,411	260,304	4,861,715
Culture and recreation	-	154,989	-	486,266	641,255
Mass transportation and airport	-	-	-	397	397
Total expenditures	21,878,251	1,237,678	6,062,621	4,609,810	33,788,360
Excess of revenues over (under) expenditures	253,680	(850,857)	(2,331,055)	(1,238,315)	(4,166,547)
Other Financing Sources (Uses)					
Proceeds from sale of capital asset	-	98,000	-	169,601	267,601
Lease issuance	360,378	-	-	-	360,378
Subscription-based IT agreement issuance	241,270	-	-	-	241,270
Transfers in	169,162	86,000	164,000	160,473	579,635
Transfers out	(103,855)	-	-	(169,162)	(273,017)
Total other financing sources (uses)	666,955	184,000	164,000	160,912	1,175,867
Net change in fund balances	920,635	(666,857)	(2,167,055)	(1,077,403)	(2,990,680)
Fund Balances					
Beginning of year	13,319,126	671,014	3,287,022	8,209,286	25,486,448
End of year	$ 14,239,761	$ 4,157	$ 1,119,967	$ 7,131,883	$ 22,495,768

See notes to basic financial statements.

DRAFT

City of Faribault
Statement of Revenues, Expenditures, and
Changes in Fund Balances -
Budget and Actual - General Fund
Year Ended December 31, 2024

	Budgeted Amounts			Variance with Final Budget -
	Original	Final	Actual Amounts	Over (Under)
Revenues				
Taxes	$ 10,621,995	$ 10,621,995	$ 10,549,197	$ (72,798)
Special assessments	3,100	3,100	6,216	3,116
Licenses and permits	727,950	727,950	735,106	7,156
Intergovernmental	7,642,976	7,642,976	7,924,506	281,530
Charges for services	1,983,302	1,983,302	1,990,105	6,803
Fines and forfeitures	133,000	133,000	115,666	(17,334)
Miscellaneous revenues				
Investment income	208,550	208,550	714,802	506,252
Contributions and donations	15,000	35,646	49,948	14,302
Other	-	-	46,385	46,385
Total revenues	21,335,873	21,356,519	22,131,931	775,412
Expenditures				
Current				
General government	3,376,676	3,376,676	3,676,206	299,530
Public safety	9,506,076	9,505,921	9,404,301	(101,620)
Public works	3,293,636	3,302,125	3,149,787	(152,338)
Culture and recreation	4,779,067	4,795,688	4,693,293	(102,395)
Mass transportation and airport	10,000	10,000	26,360	16,360
Debt service				
Principal	-	-	316,130	316,130
Interest and other charges	-	-	21,230	21,230
Capital outlay				
General government	-	-	241,270	241,270
Public safety	370,418	366,109	349,674	(16,435)
Total expenditures	21,335,873	21,356,519	21,878,251	521,732
Excess of revenues over (under) expenditures	-	-	253,680	253,680
Other Financing Sources (Uses)				
Lease proceeds	-	-	360,378	360,378
Subscription proceeds	-	-	241,270	241,270
Transfers in	-	169,162	169,162	-
Transfers out	-	(103,855)	(103,855)	-
Total other financing sources (uses)	-	65,307	666,955	601,648
Net change in fund balances	$ -	$ 65,307	920,635	$ 855,328
Fund Balances				
Beginning of year			13,319,126	
End of year			$ 14,239,761	

DRAFT

See notes to basic financial statements.

(THIS PAGE LEFT BLANK INTENTIONALLY)

DRAFT

City of Faribault
Statement of Revenues, Expenditures, and
Changes in Fund Balances -
Budget and Actual - General Fund
Year Ended December 31, 2024

	Budgeted Amounts			Variance with Final Budget -
	Original	Final	Actual Amounts	Over (Under)
Revenues				
Taxes	$ 10,621,995	$ 10,621,995	$ 10,549,197	$ (72,798)
Special assessments	3,100	3,100	6,216	3,116
Licenses and permits	727,950	727,950	735,106	7,156
Intergovernmental	7,642,976	7,642,976	7,924,506	281,530
Charges for services	1,983,302	1,983,302	1,990,105	6,803
Fines and forfeitures	133,000	133,000	115,666	(17,334)
Miscellaneous revenues				
Investment income	208,550	208,550	714,802	506,252
Contributions and donations	15,000	35,646	49,948	14,302
Other	-	-	46,385	46,385
Total revenues	21,335,873	21,356,519	22,131,931	775,412
Expenditures				
Current				
General government	3,376,676	3,376,676	3,676,206	299,530
Public safety	9,506,076	9,505,921	9,404,301	(101,620)
Public works	3,293,636	3,302,125	3,149,787	(152,338)
Culture and recreation	4,779,067	4,795,688	4,693,293	(102,395)
Mass transportation and airport	10,000	10,000	26,360	16,360
Debt service				
Principal	-	-	316,130	316,130
Interest and other charges	-	-	21,230	21,230
Capital outlay				
General government	-	-	241,270	241,270
Public safety	370,418	366,109	349,674	(16,435)
Total expenditures	21,335,873	21,356,519	21,878,251	521,732
Excess of revenues over (under) expenditures	-	-	253,680	253,680
Other Financing Sources (Uses)				
Lease proceeds	-	-	360,378	360,378
Subscription proceeds	-	-	241,270	241,270
Transfers in	-	169,162	169,162	-
Transfers out	-	(103,855)	(103,855)	-
Total other financing sources (uses)	-	65,307	666,955	601,648
Net change in fund balances	$ -	$ 65,307	920,635	$ 855,328
Fund Balances				
Beginning of year			13,319,126	
End of year			$ 14,239,761	

DRAFT

See notes to basic financial statements.

City of Faribault
Statement of Net Position - Proprietary Funds
December 31, 2024

	Business-Type Activities - Enterprise Funds				Governmental Activities - Internal Service Funds
	Water (601)	Sewer (602)	Storm Water (603)	Total	
Assets					
Current assets					
Cash and cash equivalents	$ 7,099,139	$ 11,385,485	$ 4,009,364	$ 22,493,988	$ 662,999
Accounts receivable	518,781	742,147	274,865	1,535,793	-
Interest receivable	21,815	111,463	12,506	145,784	2,036
Leases receivable	98,217	3,441	-	101,658	-
Advances to other funds	-	1,163,753	-	1,163,753	
Due from other governments	56,820	119,216	-	176,036	-
Due from component unit	-	736,059	-	736,059	-
Special assessments receivable					
Current	2,889	3,550	4,510	10,949	-
Delinquent	6,193	8,027	6,794	21,014	-
Inventory	224,618	13,491	-	238,109	-
Prepaid items	8,158	8,372	3,844	20,374	-
Total current assets	8,036,630	14,295,004	4,311,883	26,643,517	665,035
Noncurrent assets					
Special assessments receivable	165,089	75,338	29,456	269,883	-
Capital assets not being depreciated					
Land	34,483	218,847	341,244	594,574	-
Construction in progress	1,070,526	1,984,926	261,045	3,316,497	-
Capital assets being depreciated					
Buildings and structures	14,048,464	36,657,969	-	50,706,433	-
Machinery and equipment	1,535,243	1,719,760	343,084	3,598,087	-
Improvements other than buildings	32,807,769	29,160,410	17,290,229	79,258,408	-
Less accumulated depreciation	(14,873,234)	(30,562,482)	(6,115,399)	(51,551,115)	-
Assets being amortized					
Subscription asset	167,212	83,791	46,353	297,356	-
Less accumulated amortization	(103,754)	(56,331)	(27,855)	(187,940)	-
Net capital assets	34,686,709	39,206,890	12,138,701	86,032,300	-
Total noncurrent assets	34,851,798	39,282,228	12,168,157	86,302,183	-
Total assets	42,888,428	53,577,232	16,480,040	112,945,700	665,035
Deferred Outflows of Resources					
Pension related items	33,025	88,971	13,616	135,612	-
OPEB related items	26,624	71,483	11,024	109,131	-
Total deferred outflows of resources	59,649	160,454	24,640	244,743	-
Total assets and deferred outflows of resources	$ 42,948,077	$ 53,737,686	$ 16,504,680	$ 113,190,443	$ 665,035

DRAFT

See notes to basic financial statements.

City of Faribault
Statement of Net Position - Proprietary Funds
December 31, 2024

	Business-Type Activities - Enterprise Funds				Governmental Activities - Internal Service Funds
	Water (601)	Sewer (602)	Storm Water (603)	Total	
Liabilities					
Current liabilities					
Accounts payable	$ 100,497	$ 104,331	$ 10,309	$ 215,137	$ -
Contracts payable	-	231,130	-	231,130	-
Interest payable	27,279	64,056	-	91,335	-
Unearned revenue	125,000	-	-	125,000	-
Due to other governments	5,355	5,110	-	10,465	-
Bonds payable due within one year	464,000	1,320,000	-	1,784,000	-
Subscription liability due within one year	49,915	25,695	13,227	88,837	-
Current compensated absences	21,302	77,636	7,999	106,937	-
Total current liabilities	793,873	1,827,958	31,535	2,653,366	-
Noncurrent liabilities					
Compensated absences	12,860	42,018	4,603	59,481	-
Subscription liability	43,820	31,580	18,475	93,875	-
Bonds payable	7,079,000	5,626,000	-	12,705,000	-
Total OPEB liability	78,711	211,329	32,590	322,630	-
Net pension liability	178,141	479,925	73,447	731,513	-
Total noncurrent liabilities	7,392,532	6,390,852	129,115	13,912,499	-
Total liabilities	8,186,405	8,218,810	160,650	16,565,865	-
Deferred Inflows of Resources					
Pension related items	142,113	382,863	58,593	583,569	-
OPEB related items	29,559	79,362	12,239	121,160	-
Leases receivable	98,217	3,441	-	101,658	-
Total deferred inflows of resources	269,889	465,666	70,832	806,387	-
Net Position					
Net investment in capital assets	27,049,974	31,972,485	12,106,999	71,129,458	-
Unrestricted	7,441,809	13,080,725	4,166,199	24,688,733	665,035
Total net position	34,491,783	45,053,210	16,273,198	95,818,191	665,035
Total liabilities, deferred inflows of resources, and net position	$ 42,948,077	$ 53,737,686	$ 16,504,680	$ 113,190,443	$ 665,035

DRAFT

See notes to basic financial statements.

City of Faribault
Statement of Revenues, Expenses, and Changes in Net Position - Proprietary Funds
Year Ended December 31, 2024

	Business-Type Activities - Enterprise Funds				Governmental Activities - Internal Service Funds
	Water (601)	Sewer (602)	Storm Water (603)	Totals	
Operating Revenues					
Charges for sales	$ 4,123,631	$ -	$ 1,843,681	$ 5,967,312	$ -
Charges for services	180,030	6,884,775	423	7,065,228	-
Total operating revenues	4,303,661	6,884,775	1,844,104	13,032,540	-
Operating Expenses					
Personnel services	493,656	1,479,654	247,321	2,220,631	-
Materials and supplies	421,373	705,769	27,746	1,154,888	-
Depreciation and amortization	1,090,794	1,883,106	402,614	3,376,514	-
Claims	-	7,044	-	7,044	26,640
Other services and charges	601,599	1,652,512	355,677	2,609,788	-
Total operating expenses	2,607,422	5,728,085	1,033,358	9,368,865	26,640
Operating income (loss)	1,696,239	1,156,690	810,746	3,663,675	(26,640)
Nonoperating Revenues (Expenses)					
Investment income	329,840	532,942	189,093	1,051,875	30,789
Special assessment interest	1,014	1,058	826	2,898	-
Gain on sale of assets	11,000	-	4,734	15,734	-
Intergovernmental	-	119,216	-	119,216	-
Interest and other charges	(82,708)	(200,735)	(1,330)	(284,773)	-
Other income	149,126	76,487	320	225,933	204,642
Total nonoperating revenues (expenses)	408,272	528,968	193,643	1,130,883	235,431
Income before capital contributions and transfers	2,104,511	1,685,658	1,004,389	4,794,558	208,791
Capital contributions	56,820	-	-	56,820	-
Transfers out	(93,089)	(213,089)	(440)	(306,618)	-
Change in net position	2,068,242	1,472,569	1,003,949	4,544,760	208,791
Net Position					
Beginning of year	32,423,541	43,580,641	15,269,249	91,273,431	456,244
End of year	$ 34,491,783	$ 45,053,210	$ 16,273,198	$ 95,818,191	$ 665,035

DRAFT

See notes to basic financial statements.

City of Faribault
Statement of Cash Flows - Proprietary Funds
Year Ended December 31, 2024

	Business-Type Activities - Enterprise Funds				Governmental Activities - Internal Service Funds
	Water (601)	Sewer (602)	Storm Water (603)	Total	
Cash Flows - Operating Activities					
Receipts from customers and users	$ 4,422,469	$ 6,832,593	$ 1,792,549	$ 13,047,611	$ -
Payments to suppliers	(1,088,963)	(2,414,029)	(387,912)	(3,890,904)	(59,011)
Payments to employees	(501,101)	(1,402,511)	(245,320)	(2,148,932)	-
Other operating receipts	-	-	-	-	204,946
Net cash flows - operating activities	2,832,405	3,016,053	1,159,317	7,007,775	145,935
Cash Flows - Noncapital Financing activities					
Advances to other funds	-	(1,163,753)	-	(1,163,753)	-
Transfer to other funds	(93,089)	(213,089)	(440)	(306,618)	-
Net cash flows - noncapital financing activities	(93,089)	(1,376,842)	(440)	(1,470,371)	-
Cash Flows - Capital and Related Financing Activities					
Principal paid on debt	(460,000)	(1,287,000)	-	(1,747,000)	-
Interest paid on debt	(84,292)	(212,396)	(1,330)	(298,018)	-
Proceeds from sale of capital assets	34,781	-	5,098	39,879	-
Intergovernmental revenue	56,820	-	-	56,820	-
Acquisition of capital assets	(1,538,262)	(2,000,288)	(1,423,442)	(4,961,992)	-
Net cash flows - capital and related financing activities	(1,990,953)	(3,499,684)	(1,419,674)	(6,910,311)	-
Cash Flows - Investing Activities					
Interest and dividends received	335,087	525,199	195,809	1,056,095	30,839
Net change in cash and cash equivalents	1,083,450	(1,335,274)	(64,988)	(316,812)	176,774
Cash and Cash Equivalents					
January 1	6,015,689	12,720,759	4,074,352	22,810,800	486,225
December 31	$ 7,099,139	$ 11,385,485	$ 4,009,364	$ 22,493,988	$ 662,999

DRAFT

See notes to basic financial statements.

City of Faribault
Statement of Cash Flows - Proprietary Funds
Year Ended December 31, 2024

	Business-Type Activities - Enterprise Funds				Governmental Activities - Internal Service Funds
	Water (601)	Sewer (602)	Storm Water (603)	Total	
Reconciliation of Operating Income (Loss) to Net Cash Flows - Operating Activities					
Operating income (loss)	$ 1,696,239	$ 1,156,690	$ 810,746	$ 3,663,675	$ (26,640)
Adjustments to reconcile operating income (loss) to net cash flows - operating activities					
Other revenues	150,140	77,545	1,146	228,831	205,750
Depreciation and amortization	1,090,794	1,883,106	402,614	3,376,514	-
Net pension expense	64,457	114,866	7,672	186,995	-
OPEB expense	2,734	30,696	829	34,259	-
Accounts receivable	(53,220)	(24,521)	(65,079)	(142,820)	304
Special assessments receivable	(46,117)	14,010	12,378	(19,729)	-
Due from other governments	(56,820)	(119,216)	-	(176,036)	(1,108)
Prepaid items	3,799	(652)	(525)	2,622	-
Inventory	(69,269)	(2,188)	-	(71,457)	-
Accounts payable	4,183	(50,918)	(3,964)	(50,699)	(32,371)
Due to other governmental units	(4,704)	5,054	-	350	-
Unearned revenue	124,825	-	-	124,825	-
Compensated absences payable	(75,161)	(68,419)	(6,500)	(150,080)	-
Total adjustments	1,136,166	1,859,363	348,571	3,344,100	172,575
Net cash flows - operating activities	$ 2,832,405	$ 3,016,053	$ 1,159,317	$ 7,007,775	$ 145,935
Noncash Capital Activities					
Contributions of capital assets from developers	$ 56,820	$ -	$ -	$ 56,820	$ -

DRAFT

See notes to basic financial statements.

City of Faribault
Statement of Fiduciary Net Position
December 31, 2024

	Custodial Funds
Assets	
Current	
Cash and investments	$ 1,206,258
Restricted cash	14,476
Accounts receivable	13,304
Due from other governments	451,937
Total current assets	1,685,975
Capital assets	
Land	62,426
Buildings	1,904,047
Building equipment	226,297
Maintenance equipment	86,643
Less accumulated depreciation	(1,787,782)
Total capital assets	491,631
Total assets	2,177,606
Liabilities	
Accounts payable	$ 21,030
Accrued property taxes	6,871
Unearned revenue	1,233
Deposits payable	13,243
Due to other governments	21,630
Total liabilities	64,007
Net Position	$ 2,113,599

DRAFT

See notes to basic financial statements.

City of Faribault
Statement of Changes in Fiduciary Net Position
Year Ended December 31, 2024

	Custodial Funds
Additions	
Rental income	$ 544,730
Interest	608
Sewer charges	122,979
Other	9,034
Total additions	677,351
Deductions	
Administrative	114,861
Utilities	49,011
Operating and maintenance	151,359
Insurance	17,647
Sewer expenses	125,916
Depreciation	59,236
Total deductions	518,030
Change in net position	159,321
Net Position	
Beginning of year	1,954,278
End of year	$ 2,113,599

DRAFT

See notes to basic financial statements.

NOTE 1 – SUMMARY OF SIGNIFICANT ACCOUNTING POLICIES

A. Reporting Entity

The City of Faribault (the City) operates under the Home Rule Charter form of government in accordance with applicable State of *Minnesota Statutes*. The City was organized as a municipality in 1872 in Rice County.

The City provides a full range of municipal services including public safety (police and fire protection), highways and streets, public improvements, planning and zoning, culture, recreation and parks, water and sewer service, and general administrative services.

The form of government established by Section 1.01, Chapter 1, of the City's Charter is the "Council-Administrator Plan". The City Council is composed of a mayor and six City Council members who are qualified electors and elected at large. The City Council exercises the legislative power to the City and determines all matter of policy. The City Administrator is the head of the administrative branch of the City government and is responsible to the City Council for the proper administration of all affairs relating to the City.

The powers of the City include all powers, which a municipal corporation in this State may exercise in harmony with the constitutions of the State and of the United States. It is the intention of the City chapter that every power, which the people of the City might lawfully confer upon themselves as a municipal corporation, by specific enumeration in the charter, shall be deemed to have been so conferred by the provisions of Section 1.02, Chapter 1 of the City Charter. The Charter is to be construed liberally in favor of the City, and the specific mention of particular powers in the Charter shall not be construed as limiting in any way the generality of the power conferred.

The Mayor serves for a term of four years and until a successor is elected and qualifies. The Mayor presides at meetings of the City Council and votes as a member. The City Administrator is appointed for an indefinite term by the City Council. The City Administrator is the Chief Administrative Officer of the City, whose powers and duties are provided for in the Faribault Home Rule Charter, Chapter 6.

The City has considered all potential units for which it is financially accountable, and other organizations for which the nature and significance of their relationship with the City are such that exclusion would cause the City's financial statements to be misleading or incomplete. The Governmental Accounting Standards Board (GASB) has set forth criteria to be considered in determining financial accountability. These criteria include appointing a voting majority of an organization's governing body, and (1) the ability of the primary government to impose its will on that organization by significantly influencing the programs, projects, activities, or level of services performed or provided by the organization, or (2) there is a potential for the organization to provide specific benefits to or impose specific financial burdens on the primary government. As required by accounting principles generally accepted in the United States of America, these financial statements present the City and its component units, entities for which the City is considered to be financially accountable. Component units for which the City has been determined to be financially accountable can be blended with the primary government or be included as a discrete presentation. Each discretely presented component unit is reported in a separate column in the government-wide financial statements.

NOTE 1 – SUMMARY OF SIGNIFICANT ACCOUNTING POLICIES (CONTINUED)

A. Reporting Entity (Continued)

Included in the City's reporting entity, based upon the application of these criteria, are the following discretely presented component units.

1. Faribault Housing and Redevelopment Authority (HRA)

The HRA was created by the City to carry out certain redevelopment and low rent assistance programs pursuant to State law. The HRA is primarily responsible for residential development and redevelopment. The governing board is appointed by the City Council and approved the HRA's tax levy. The HRA is governed by seven board members, one of which is a City Council member and six are City residents. The HRA can impose a financial benefit or burden on the City. It is the criterion that results in the HRA being reported as a discretely presented component unit. The HRA is presented as a governmental fund type.

2. Faribault Economic Development Authority (EDA)

The EDA was created pursuant to *Minnesota Statutes* §§ 469.090 through 469.108 to carry out economic and industrial development and redevelopment within the City in accordance with policies established by the City Council. The governing board is appointed by the City Council and approved the EDA's tax levy. The EDA is governed by seven board members, two of which are City Council members and five are City residents. The EDA can impose a financial benefit or burden on the City. It is the criterion that results in the EDA being reported as a discretely presented component unit. The EDA is presented as a governmental fund type.

Separate financial statements for the HRA and EDA are not prepared.

B. Government-Wide and Fund Financial Statements

The government-wide financial statements (i.e., the Statement of Net Position and the Statement of Activities) report information on all of the nonfiduciary activities of the City. The fiduciary funds are only reported in the Statement of Fiduciary Net Position at the fund financial statement level. Governmental activities, which normally are supported by taxes and intergovernmental revenues, are reported separately from business-type activities, which rely to a significant extent on fees and charges for support.

The Statement of Activities demonstrates the degree to which the direct expenses of a given function or segment is offset by program revenues. Direct expenses are those that are clearly identifiable with a specific function or segment. Interest on general long-term debt is considered an indirect expense and is reported separately in the Statement of Activities. Program revenues include 1) charges to customers or applicants who purchase, use, or directly benefit from goods, services, or privileges provided by a given function or segment and 2) grants and contributions that are restricted to meeting the operational or capital requirements of a particular function or segment. Taxes and other items not properly included among program revenues are reported instead as general revenues. Internally dedicated revenues are reported as general revenues rather than program revenues.

Separate financial statements are provided for governmental funds and proprietary funds. Major individual governmental funds and major individual enterprise funds are reported as separate columns in the fund financial statements.

NOTE 1 – SUMMARY OF SIGNIFICANT ACCOUNTING POLICIES (CONTINUED)

B. Government-Wide and Fund Financial Statements (Continued)

The Custodial Funds are presented in the fiduciary fund financial statements. Since, by definition, the assets are being held for the benefit of a third party (other local governments, private parties, etc.) and cannot be used to address activities or obligations of the City, these Funds are not incorporated into the government-wide statements.

C. Measurement Focus, Basis of Accounting, and Financial Statement Presentation

The government-wide financial statements are reported using the economic resources measurement focus and the accrual basis of accounting, as are the proprietary fund and fiduciary fund financial statements. Revenues are recorded when earned and expenses are recorded when a liability is incurred, regardless of the timing of related cash flows. Property taxes are recognized as revenues in the year for which they are levied. Grants and similar items are recognized as revenue as soon as all eligibility requirements imposed by the provider have been met.

Governmental fund financial statements are reported using the current financial resources measurement focus and the modified accrual basis of accounting. Revenues are recognized as soon as they are both measurable and available. Revenues are considered to be available when they are collectible within the current period or soon enough thereafter to pay liabilities of the current period. For this purpose, the City considers revenues to be available if they are collected within 60 days of the end of the current period. Expenditures generally are recorded when a liability is incurred, as under accrual accounting. However, debt service expenditures, as well as expenditures related to compensated absences and claims and judgments, are recorded only when payment is due.

Property taxes, franchise taxes, licenses, and interest associated with the current period are all considered to be susceptible to accrual and so have been recognized as revenues of the current period. Only the portion of special assessments receivable due within the current period is considered to be susceptible to accrual as revenue of the current period. All other revenue items are considered to be measurable and available only when cash is received by the City.

Revenue resulting from exchange transactions, in which each party gives and receives essentially equal value, is recorded on the accrual basis when the exchange takes place. On a modified accrual basis, revenue is recorded in the year in which the resources are measurable and become available.

Non-exchange transactions, in which the City receives value without directly giving equal value in return, include property taxes, grants, entitlement, and donations. On an accrual basis, revenue from property taxes is recognized in the year for which the tax is levied. Revenue from grants, entitlements, and donations is recognized in the year in which all eligibility requirements have been satisfied. Eligibility requirements include timing requirements, which specify the year when the resources are required to be used or the year when use is first permitted, matching requirements, in which the City must provide local resources to be used for a specified purpose, and expenditure requirements, in which the resources are provided to the City on a reimbursement basis. On a modified accrual basis, revenue from nonexchange transactions must also be available before it can be recognized.

Unearned revenue arises when assets are recognized before revenue recognition criteria have been satisfied. Grants and entitlements received before eligibility requirements are met are also recorded as unearned revenue.

NOTE 1 – SUMMARY OF SIGNIFICANT ACCOUNTING POLICIES (CONTINUED)

C. Measurement Focus, Basis of Accounting, and Financial Statement Presentation (Continued)

Description of Funds:

The City reports the following Major Governmental Funds:

General Fund – This is the City's primary operating fund. It accounts for all financial resources of the general government, except those required to be accounted for in another fund.

Park Improvements – Capital Projects Fund – This fund is used for the acquisition, development, or improvement of parks, playgrounds, and trails.

Street Improvement Projects – Capital Projects Fund – This fund is used to account for the costs associated with the street projects completed within the City.

The City reports the following Major Proprietary Funds:

Water Fund – This fund accounts for the operating, maintenance, and capital improvement of the City's water distribution system.

Sewer Fund – This fund accounts for the operating, maintenance, and capital improvement of the City's sewer collection operations.

Storm Water Fund – This fund accounts for the operation, maintenance, and capital improvements of the City's storm water system.

Additionally, the City reports the following fund types:

Internal Service Funds – These funds account for insurance costs related to property and liability deductible expenses and reserved balance for one outstanding workers compensation claim.

Fiduciary Funds – These funds are used to account for assets held by the City in a custodial capacity for others. The City's Custodial Funds account for activities of Robinwood Manor and Roberds Lake Sewer District.

As a general rule, the effect of interfund activity has been eliminated from the government-wide financial statements. Exceptions to this general rule are charges between the City's utility functions and various other functions of the City. Elimination of these charges would distort the direct costs and program revenues reported for the various functions concerned.

Proprietary funds distinguish operating revenues and expenses from nonoperating items. Operating revenues and expenses generally result from providing services and producing and delivering goods in connection with a proprietary fund's principal ongoing operations. The principal operating revenues of the City's enterprise funds and of the City's internal service funds are charges to customers for sales and services. The City also recognizes as operating revenue the portion of tap fees intended to recover the cost of connecting new customers to the system. All revenues and expenses not meeting this definition are reported as nonoperating revenues and expenses.

NOTE 1 – SUMMARY OF SIGNIFICANT ACCOUNTING POLICIES (CONTINUED)

C. Measurement Focus, Basis of Accounting, and Financial Statement Presentation (Continued)

When both restricted and unrestricted resources are available for use, it is the City's policy to use restricted resources first, then unrestricted resources as they are needed.

D. Assets, Liabilities, Deferred Outflows/Inflows of Resources, and Net Position or Equity

1. Deposits and Investments

The City's cash and cash equivalents are considered to be cash on hand, demand deposits, and short-term investments with original maturities of three months or less from the date of acquisition. The proprietary funds' portion in the government-wide cash and investments pool is considered to be cash and cash equivalents for purposes of the statements of cash flows.

Cash and investments include balances from all funds that are pooled and invested, to the extent available, in certificates of deposit and other authorized investments. Earnings from pooled investments are allocated to the individual funds based on the applicable participation by each of the funds.

Minnesota Statutes authorizes the City to invest in obligations of the U.S. Treasury, agencies, and instrumentalities, shares of investment companies whose only investments are in the aforementioned securities, obligations of the State of Minnesota or its municipalities, bankers' acceptances, future contracts, repurchase and reverse repurchase agreements, and commercial paper of the highest quality with a maturity of no longer than 270 days and in the Minnesota Municipal Investment Pool.

Certain investments for the City are reported at fair value as disclosed in Note 2. The City categorizes its fair value measurements within the fair value hierarchy established by generally accepted accounting principles. The Hierarchy is based on the valuation inputs used to measure the fair value of the asset. Level 1 inputs are quoted prices in active markets for identical assets; Level 2 inputs are significant other observable inputs; Level 3 inputs are significant unobservable inputs.

In accordance with GASB Statement No. 79, the Minnesota Municipal Investment Pool securities are valued at amortized cost, which approximates fair value. There are no restrictions or limitations on withdrawals from the 4M Liquid Asset Fund. Investments in the 4M Plus must be deposited for a minimum of 14 calendar days. Withdrawals prior to the 14-day restriction period will be subject to a penalty equal to seven days interest on the amount withdrawn. Seven days' notice of redemption is required for withdrawals of investments in the 4M Term Series withdrawn prior to the maturity date of that series. A penalty could be assessed as necessary to recoup the Series for any charges, losses, and other costs attributable to the early redemption.

2. Restricted Cash

The City has receives funds from time to time that are restricted for specific purposes.

NOTE 1 – SUMMARY OF SIGNIFICANT ACCOUNTING POLICIES (CONTINUED)

D. Assets, Liabilities, Deferred Outflows/Inflows of Resources, and Net Position or Equity (Continued)

3. Receivables

Accounts receivable include amounts billed for services provided before year end. Rent receivable of the primary government and the discretely presented housing and redevelopment component unit have been reported net of uncollectible amounts. Delinquent utility charges are annually certified to the county for collection. As a result, there is no allowance for uncollectable amounts in the other enterprise funds.

Property tax receivables are shown at a gross amount since they are assessable to the property taxes and are collectible upon the sale of the property.

The City levies its property tax for the subsequent year during the month of December. December 28 is the last day the City can certify a tax levy to the County Auditor for collection the following year. Such taxes become a lien on January 1 and are recorded as receivables by the City at that date. The property tax is recorded as revenue when it becomes measurable and available. Rice County is the collecting agency for the levy and remits the collections to the City three times a year. The tax levy notice is mailed in March with the first half of the payment due on May 15 and the second half due on October 15. Taxes not collected as of December 31 each year are shown as delinquent taxes receivable.

The County Auditor prepares the tax list for all taxable property in the City, applying the applicable tax rate to the tax capacity of individual properties, to arrive at the actual tax for each property. The County Auditor also collects all special assessments, except for certain prepayments paid directly to the City.

The County Auditor submits the list of taxes and special assessments to be collected on each parcel of property to the County Treasurer in January of each year. Delinquent taxes receivable include the past six years' uncollected taxes. Delinquent taxes have been offset by a deferred inflow of resources for taxes not received within 60 days after year end in the governmental fund financial statements.

Special assessments represent the financing for public improvements paid for by benefiting property owners. These assessments are recorded as receivable upon certification to the County. Special assessments are recognized as revenue when they are received in cash or within 60 days after year end. All governmental special assessments receivable are offset by a deferred inflow of resources in the fund financial statements.

4. Inventory and Prepaid Items

Certain payments to vendors reflect costs applicable to future accounting periods and are recorded as prepaid items in both government-wide and fund financial statements. Prepaid items are recorded as an expenditure at the time of consumption.

Inventory is valued at cost using the first in, first out (FIFO) method. Inventories of governmental funds are recorded as expenditures when consumed rather than when purchased.

NOTE 1 – SUMMARY OF SIGNIFICANT ACCOUNTING POLICIES (CONTINUED)

D. Assets, Liabilities, Deferred Outflows/Inflows of Resources, and Net Position or Equity (Continued)

5. Capital Assets

Capital assets, which include property, plant, equipment, and infrastructure assets (e.g., roads, bridges, sidewalks, and similar items), are reported in the applicable governmental or business-type activities columns in the government-wide financial statements.

Capital assets are defined by the City as assets with an initial, individual cost of more than $5,000 except for infrastructure which ranges from $25,000 to $100,000 and an estimated useful life in excess of one year. Such purchased assets are recorded at historical cost or estimated historical cost if historical cost is not available. Assets acquired prior to 1986 are recorded at estimated historical cost. Donated capital assets are recorded at acquisition value at the date of donation. The City reports infrastructure assets on a network and subsystem basis. Accordingly, the amounts spent for the construction or acquisition of infrastructure assets are capitalized and reported in the government-wide financial statements.

The cost of normal maintenance and repairs that do not add to the value of the asset or materially extend assets lives are not capitalized.

Major outlays for capital assets and improvement are capitalized as projects are constructed. Interest incurred during the construction phase of capital assets of business-type activities is included as part of the capitalized value of the assets constructed.

Property, plant, and equipment of the primary government, as well as the component units, are depreciated using the straight-line method over the following estimated useful lives:

Classification	Years
Buildings	20 - 50
Furniture and equipment	3 - 15
Licensed motor vehicle equipment	5 - 7
Machinery and equipment	10 - 15
Other improvements	40
Computer technology	3 - 5

6. Deferred Outflows/Inflows of Resources

In addition to assets, the statement of net position will sometimes report a separate section for deferred outflows of resources. This separate financial statement element represents a consumption of net assets that applies to a future period(s) and so will not be recognized as an outflow of resources (expense/expenditure) until that time. The City has two items that qualify for reporting in this category. The City presents deferred outflows of resources on the statement of net position for deferred outflows of resources related to pensions and OPEB for various estimate differences that will be amortized and recognized over future years.

NOTE 1 – SUMMARY OF SIGNIFICANT ACCOUNTING POLICIES (CONTINUED)

D. Assets, Liabilities, Deferred Outflows/Inflows of Resources, and Net Position or Equity (Continued)

6. Deferred Outflows/Inflows of Resources (Continued)

In addition to liabilities, the statement of net position and fund financial statements will sometimes report a separate section for deferred inflows of resources. This separate financial statement element represents an acquisition of net assets that applies to a future period(s) and so will not be recognized as an inflow of resources (revenue) until that time. The City has three items that qualify for reporting in this category. The City presents deferred inflows of resources on the Governmental Funds Balance Sheet as unavailable revenue. The governmental funds report unavailable revenues from three sources: property taxes, special assessments, and State shared taxes. These amounts are deferred and recognized as an inflow of resources in the period that the amounts become available. The City presents deferred inflows of resources on the Statement of Net Position for deferred inflows of resources related to pensions and OPEB for various estimate differences that will be amortized and recognized over future years. Finally, deferred inflows of resources related to leases receivable are reported in both the government-wide Statement of Net Position and the Governmental Funds Balance Sheet.

7. Compensated Absences

It is the City's policy to permit employees to accumulate earned but unused vacation and sick leave benefits. All vacation pay is accrued when incurred in the government-wide and proprietary fund financial statements. A liability for unused sick leave is reported in the government-wide and proprietary fund financial statements for leave that is more likely than not to be used or paid. A liability for these amounts is reported in governmental funds only if they have matured, for example, as a result of employee resignations and retirements. The General fund is typically used to liquidate governmental compensated absences.

8. Long-Term Obligations

In the government-wide financial statements and proprietary fund types in the fund financial statements, long-term debt and other long-term obligations are reported as liabilities in the applicable governmental activities, business-type activities, or proprietary fund type Statement of Net Position. Bond premiums and discounts are deferred and amortized over the life of the bonds using the straight-line method.

In the fund financial statements, governmental fund types recognize bond premiums and discounts, as well as bond issuance costs, during the current period. The face amount of debt issued is reported as other financing sources. Premiums received on debt issuances are reported as other financing sources while discounts on debt issuances are reported as other financing uses. Issuance costs, whether or not withheld from the actual debt proceeds received, are reported as debt service expenditures.

NOTE 1 – SUMMARY OF SIGNIFICANT ACCOUNTING POLICIES (CONTINUED)

D. Assets, Liabilities, Deferred Outflows/Inflows of Resources, and Net Position or Equity (Continued)

9. Pensions

For purposes of measuring the net pension liability, deferred outflows/inflows of resources, and pension expense, information about the fiduciary net position of the Public Employees Retirement Association (PERA) and the relief association and additions to/deductions from PERA's and the relief association's fiduciary net position have been determined on the same basis as they are reported by PERA and the relief association except that PERA's fiscal year end is June 30. For this purpose, plan contributions are recognized as of employer payroll paid dates and benefit payments and refunds are recognized when due and payable in accordance with the benefit terms. Investments are reported at fair value.

10. Fund Balance Classifications

In the fund financial statements, governmental funds report fund balance in classifications that disclose constraints for which amounts in those funds can be spent. Classifications of fund balance that will be used are as follows:

- Nonspendable Fund Balances – These are amounts that cannot be spent because they are not in spendable form as they are legally or contractually required to be maintained intact and include prepaid items.

- Restricted Fund Balances – These are amounts subject to externally enforceable legal restrictions.

- Committed Fund Balances – The government's highest level of decision-making authority is the City Council. These amounts are constrained for specific purposes that are internally imposed by formal action (resolution) of the City Council. Committed amounts cannot be used for any other purpose.

- Assigned Fund Balances – These are amounts constrained for specific purposes that are internally imposed. In governmental funds other than the General Fund, assigned fund balance represents all remaining amounts that are not classified as nonspendable and are neither restricted nor committed. In the General Fund, assigned amounts represent intended uses established by the City Council itself or by an official to which the governing body delegates the authority. The City Council has adopted a fund balance policy which delegates the authority to assign amounts for specific purposes to the City Administrator and Finance Director.

- Unassigned Fund Balances – The residual classification for the General Fund and also negative residual amounts in other funds.

The City will spend restricted funds first for expenditures that meet the intended purpose before using unrestricted fund balance. Additionally, the City would first use committed, then assigned, and lastly unassigned amounts of unrestricted fund balance when expenditures are made for the purposes intended.

NOTE 1 – SUMMARY OF SIGNIFICANT ACCOUNTING POLICIES (CONTINUED)

D. Assets, Liabilities, Deferred Outflows/Inflows of Resources, and Net Position or Equity (Continued)

10. Fund Balance Classifications (Continued)

The City has formally adopted a fund balance policy for the General fund. The City's policy is to maintain a minimum unassigned fund balance of not less than 35% and a maximum unassigned fund balance of not more than 50% of the following year's General Fund budgeted expenditures to be used for cash flow purposes, unanticipated expenditures of a non-recurring nature, unexpected expenditures due to local disasters, and unexpected revenue shortfalls.

11. Net Position

Net position represents the difference between assets and deferred outflows of resources; and liabilities and deferred inflows of resources in the government-wide financial statements. Net investment in capital assets, consists of capital assets, net of accumulated depreciation, reduced by the outstanding balance of any long-term debt used to build or acquire the capital assets. Net position is reported as restricted in the government-wide financial statement when there are limitations on use through external restrictions imposed by creditors, grantors, or laws or regulations of other governments.

E. Use of Estimates

The preparation of financial statements in conformity with accounting principles generally accepted in the United States of America requires management to make estimates and assumptions that affect the reported amounts of assets and liabilities and disclosure of contingent assets and liabilities at the date of the financial statements. Estimates also affect the reported amounts of revenue and expenditures/expense during the reporting period. Actual results could differ from those estimates.

F. Budgetary Information

The City Administrator submits to the City Council a proposed operating budget for the fiscal year commencing on January 1 of the following year. At least one special City Council meeting is conducted to obtain public comments as required by the State Truth in Taxation Law.

The budgets are prepared by fund, function, and activities. The budgets are adopted on a basis consistent with general accepted accounting principles and all appropriations lapse at the end of the budget year to the extent that they have not been expended. The expenditures appropriated in the budget resolution may not legally exceed estimated revenues available from various sources.

The City Council annually adopts budgets prior to January 1 for the City's General and Special Revenue Funds with the exception of the Library Donations Fund. Budgets are also adopted for the Capital Project Funds, as well as the Debt Service Funds in accordance with the bond indenture provisions. A separate budget report is issued at the beginning of each year. Formal budgetary integration is employed as a management control device during the year. Budget revisions between functions or activities may be made by the City Administrator. Budget revisions at the fund level are authorized by the City Council in accordance with the City Charter at the request of the City Administrator. The legal level of budgetary control is therefore at the fund level.

NOTE 2 – DEPOSITS AND INVESTMENTS

A. Deposits

In accordance with applicable *Minnesota Statutes*, the City maintains deposits at depository banks authorized by the City Council.

The cash and investments for both discretely presented component units are pooled with the City's cash and investments.

Custodial Credit Risk – Deposits: This is the risk that in the event of a bank failure, the City's deposits may not be returned to it. The City has a policy that requires the City's deposits be collateralized in accordance with *Minnesota Statutes* **§** 118A for an amount exceeding FDIC, SAIF, BIF, or FCUA coverage. As of December 31, 2024, the City's bank balance was not exposed to custodial credit risk because it was insured and fully collateralized with securities held by the pledging financial institution's trust department or agent and in the City's name. The bank and book balances for deposits as of December 31, 2024 were $12,473,984 and $11,951,634, respectively.

B. Investments

As of December 31, 2024, the City had the following investments:

		Investment Maturities				
Investment Type	Fair Value	Less than One Year	1-2 Years	3-5 Years	Greater than 5 Years	Fair Value Measurement
Pooled investments						
4M	$ 3,864,576	$ 3,864,576	$ -	$ -	$ -	N/A
Brokered money market funds	5,210,177	5,210,177	-	-	-	N/A
Non-pooled investments						
Government securities	1,674,799	274,354	471,315	929,130	-	Level 2
Municipal bonds	26,182,179	8,616,159	7,100,673	9,968,588	496,759	Level 2
Negotiable certificates of deposit	4,785,794	980,431	1,449,039	1,943,989	412,335	Level 2
Total	$ 41,717,525	$ 18,945,697	$ 9,021,027	$ 12,841,707	$ 909,094	

An investment with a fair value measurement with a Level 1 input is valued using quoted market prices while a Level 2 input is valued using a matrix pricing model.

Government securities and municipal bonds were rated from BBB to AAA by Standard & Poor's. Other investments were not rated.

Concentration of Credit Risk: This is the risk of loss attributed to the magnitude of an investment in a single issuer. Investments should be diversified to avoid incurring unreasonable risks inherent in over investing in specific instruments, individual financial institutions, or maturities. At December 31, 2024, the City had 12.5% and 5.6% of the total portfolio invested in the Federated Hermes Government Obligations Fund and Federal Home Loan Bank certificates of deposit, respectively.

Credit Risk: This is the risk that an issuer or other counterparty to an investment will not fulfill its obligations. *Minnesota Statutes* limit investments based on investment type.

Interest Rate Risk: This is the risk that market values of securities in a portfolio would decrease due to changes in market interest rates.

NOTE 2 – DEPOSITS AND INVESTMENTS (CONTINUED)

B. Investments (Continued)

Custodial Credit Risk – Investments: This is the risk that in the event of the failure of the counterparty, the City will not be able to recover the value of its investments or collateral securities that are in the possession of an outside party. The City typically limits its exposure by purchasing insured or registered investments.

Summary of cash deposits and investments as of December 31, 2024, were as follows:

Petty cash	$ 1,140
Deposits	11,951,634
Investments	41,717,525
Total	$ 53,670,299

Deposits and investments are presented in the December 31, 2024, basic financial statements as follows:

Statement of Net Position	
Cash and investments	$ 51,884,005
Cash held in escrow	565,560
Statement of Fiduciary Net Position	
Cash and investments	1,206,258
Restricted cash	14,476
Total deposits and investments	$ 53,670,299

NOTE 3 – LOANS RECEIVABLE

Primary Government

The City has made loans to local businesses and individuals that qualify for the Minnesota small cities development program. The businesses and individuals pay varying installments on the loans. The loans balances at year end totaled $67,590.

Discretely Presented Component Units

The Housing and Redevelopment Authority has loans receivable from homeowners who qualified for the Minnesota Housing Finance Agency's CRV program and through the HRA's corridor rehab program. Homeowners are paying varying monthly installments. The balance at year end totals $31,967.

The Economic Development Authority has loans receivable from businesses that made improvements that qualified for the industrial development loan program, Minnesota Investment Fund and EDA Revolving Fund. The businesses and individuals make monthly payments. The balance at year end on the programs total $878,304, including an allowance for uncollectible accounts of $136,340 that are not expected to be collected on.

DRAFT

NOTE 4 – LEASES RECEIVABLE

The City has various leases for radio towers, agricultural land, and private airport hangar land leases. At December 31, 2024, there were governmental-type leases that included sixteen airport hangar land leases and one airport agricultural land lease. In addition, business-type activities include three water tower leases, and one sewer agricultural land lease. The lease agreements include annual principal and interest payments. Interest and discount rates on the loan agreements range from 2.0% to 5.0%. Revenues from these leases for the year ended December 31, 2024, was $18,201.

The City's schedule of future payments included in the measurement of the lease receivable is as follows:

Year Ending December 31,	Governmental Activities		
	Principal	Interest	Total
2025	$ 22,959	$ 14,550	$ 37,509
2026	22,601	13,899	36,500
2027	22,211	13,260	35,471
2028	20,238	12,633	32,871
2029	20,805	12,066	32,871
2030-2034	112,537	51,245	163,782
2035-2039	109,953	35,087	145,040
2040-2044	47,092	23,720	70,812
2045-2049	36,073	19,054	55,127
2050-2054	40,200	14,926	55,126
2055-2064	55,349	17,000	72,349
2065-2074	26,358	8,082	34,440
2075-2078	11,803	849	12,652
Total	$ 548,179	$ 236,371	$ 784,550

DRAFT

NOTE 4 – LEASES RECEIVABLE (CONTINUED)

Year Ending December 31,	Business-Type Activities		
	Principal	Interest	Total
2025	$ 4,615	$ 13,965	$ 18,580
2026	4,906	13,825	18,731
2027	3,260	13,670	16,930
2028	3,362	13,569	16,931
2029	3,467	13,463	16,930
2030-2034	14,456	65,697	80,153
2035-2039	13,996	63,157	77,153
2040-2044	5,549	59,637	65,186
2045-2049	9,408	53,016	62,424
2050-2054	30,867	31,557	62,424
2055	7,772	702	8,474
Total	$ 101,658	$ 342,258	$ 443,916

NOTE 5 – INTERFUND ACTIVITY

A. Interfund Transfers

Transfers during the year ended December 31, 2024, were as follows:

	Transfers In						
	General Fund	Street Improvement Projects Fund	Capital Replacement Fund	Park Improvements Fund	Public Facility Fund	Crossover Refunding Bond	Total
Transfers out							
General Fund	$ -	$ -	$ 103,855	$ -	$ -	$ -	$ 103,855
Capital Replacement Fund	169,162	-		-	-	-	169,162
Water Fund	-	49,200	3,089	25,800	7,500	7,500	93,089
Sewer Fund	-	114,800	3,089	60,200	17,500	17,500	213,089
Storm Fund	-	-	440	-	-	-	440
Total	$ 169,162	$ 164,000	$ 110,473	$ 86,000	$ 25,000	$ 25,000	$ 579,635

Transfers were made from the General Fund to the Capital Replacement Fund for related to the usage of the state public safety aid. Transfers were made from the Water Fund and the Sewer Fund to the Street Improvement Projects Fund, Capital Replacement Fund, Park Improvements Fund, Crossover Refunding Bond Fund, and Public Facility Projects Fund for operating purposes. Transfers were made from the Storm Fund and Sewer Fund based on specific budgeted items/projects. Transfers were made from the Capital Replacement Fund to the General Fund to move local government aid funding back to where it originated.

DRAFT

NOTE 6 – CAPITAL ASSETS

Governmental capital and leased asset activity for the year ended December 31, 2024, was as follows:

	Beginning Balance	Increases	Decreases	Ending Balance
Governmental activities				
Capital assets not being depreciated				
Land	$ 10,743,419	$ 799,800	$ -	$ 11,543,219
Construction in progress	4,622,308	6,228,717	(4,534,663)	6,316,362
Total capital assets not being depreciated	15,365,727	7,028,517	(4,534,663)	17,859,581
Capital assets being depreciated				
Buildings and structures	32,668,281	811,244	-	33,479,525
Improvements other than buildings	11,748,051	107,329	-	11,855,380
Machinery and equipment	11,923,729	1,206,176	(502,999)	12,626,906
Infrastructure and airport	96,970,554	5,452,770	-	102,423,324
Total capital assets being depreciated	153,310,615	7,577,519	(502,999)	160,385,135
Less accumulated depreciation for				
Buildings and structures	12,566,810	823,712	-	13,390,522
Improvements other than buildings	6,500,566	2,730,507	-	9,231,073
Machinery and equipment	7,744,289	697,677	(446,088)	7,995,878
Infrastructure and airport	39,445,565	475,091	-	39,920,656
Total accumulated depreciation	66,257,230	4,726,987	(446,088)	70,538,129
Total capital assets being depreciated, net	87,053,385	2,850,532	(56,911)	89,847,006
Governmental activities capital assets, net	$ 102,419,112	$ 9,879,049	$ (4,591,574)	$ 107,706,587

DRAFT

NOTE 6 – CAPITAL ASSETS (CONTINUED)

	Beginning Balance	Increases	Decreases	Ending Balance
Governmental activities				
Leased assets being amortized				
Machinery and equipment	$ 413,050	$ 340,872	$ -	$ 753,922
Subscription asset	1,093,951	774,513	-	1,868,464
Total assets being amortized	1,507,001	1,115,385	-	2,622,386
Less accumulated amortization for				
Machinery and equipment	52,309	241,687	-	293,996
Subscription asset	107,892	196,274	-	304,166
Total accumulated amortization	160,201	437,961	-	598,162
Total leased assets, net	1,346,800	677,424	-	2,024,224
Governmental activities capital assets, net	$ 103,765,912	$ 10,556,473	$ (4,591,574)	$ 109,730,811

DRAFT

NOTE 6 – CAPITAL ASSETS (CONTINUED)

Business-type capital asset activity for the year ended December 31, 2024, was as follows:

	Beginning Balance	Increases	Decreases	Ending Balance
Business-type activities				
Capital assets not being depreciated				
Land	$ 594,574	$ -	$ -	$ 594,574
Construction in progress	7,953,971	4,343,812	(8,981,286)	3,316,497
Total capital assets not being depreciated	8,548,545	4,343,812	(8,981,286)	3,911,071
Capital assets being depreciated				
Buildings and structures	50,706,433	-	-	50,706,433
Improvements other than buildings	70,143,473	9,114,935	-	79,258,408
Machinery and equipment	3,174,993	465,758	(42,664)	3,598,087
Total capital assets not being depreciated	124,024,899	9,580,693	(42,664)	133,562,928
Less accumulated depreciation for				
Buildings and structures	20,324,493	1,494,605	-	21,819,098
Improvements other than buildings	25,975,327	1,487,217	-	27,462,544
Machinery and equipment	2,080,877	231,260	(42,664)	2,269,473
Total accumulated depreciation	48,380,697	3,213,082	(42,664)	51,551,115
Total capital assets being depreciated, net	75,644,202	6,367,611	-	82,011,813
Business-type activities capital assets, net	$ 84,192,747	$ 10,711,423	$ (8,981,286)	$ 85,922,884

DRAFT

NOTE 6 – CAPITAL ASSETS (CONTINUED)

	Beginning Balance	Increases	Decreases	Ending Balance
Business-type activities				
Leased assets being amortized				
Subscription asset	$ 122,643	$ 174,713	$ -	$ 297,356
Less accumulated amortization for				
Subscription asset	24,508	163,432	-	187,940
Total leased assets, net	98,135	11,281	-	109,416
Business-type activities capital assets, net	$ 84,290,882	$ 10,722,704	$ (8,981,286)	$ 86,032,300

Depreciation and amortization expense was charged to functions/programs of the City as follows:

Governmental activities	
General government	$ 56,392
Public safety	384,070
Public works	3,752,567
Culture and recreation	531,593
Community development	2,365
Total depreciation and amortization expense - governmental activities	$ 4,726,987
Business-type activities	
Water	$ 1,090,794
Sewer	1,883,106
Storm water	402,614
Total depreciation and amortization expense - business-type activities	$ 3,376,514

A. Discretely Presented Component Units

Activity for the EDA for the year ended December 31, 2024, was as follows:

	Beginning Balance	Increases	Decreases	Ending Balance
Governmental activities				
Capital assets not being depreciated				
Land	$ 91,834	$ -	$ -	$ 91,834

DRAFT

NOTE 6 – CAPITAL ASSETS (CONTINUED)

A. Discretely Presented Component Units (Continued)

Activity for the HRA for the year ended December 31, 2024, was as follows:

	Beginning Balance	Increases	Decreases	Ending Balance
Capital assets not being depreciated				
Land	$ 594,041	$ -	$ -	$ 594,041
Capital assets being depreciated				
Buildings and structures	3,525,546	-	-	3,525,546
Machinery and equipment	43,368	-	(43,368)	-
Capital assets being depreciated	3,568,914	-	(43,368)	3,525,546
Less accumulated depreciation for				
Buildings and structures	2,209,899	72,504	-	2,282,403
Machinery and equipment	4,384	-	(4,384)	-
Total accumulated depreciation	2,214,283	72,504	(4,384)	2,282,403
Total capital assets being depreciated, net	1,354,631	(72,504)	(38,984)	1,243,143
Total HRA capital assets, net	$ 1,948,672	$ (72,504)	$ (38,984)	$ 1,837,184

Depreciation expense was charged to functions/programs of the discretely presented HRA as follows:

Housing and redevelopment authority	$ 72,504

NOTE 7 – LONG-TERM DEBT

A. General Obligation Bonds

The City issues general obligation (G.O.) bonds to provide funds for the acquisition and construction of major capital facilities. G.O. bonds have been issued for both general government and proprietary activities. These bonds are reported in the proprietary funds if they are expected to be repaid from proprietary fund revenues. In addition, G.O. bonds have been issued to refund G.O. bonds. G.O. bonds are direct obligations and pledge the full faith and credit of the City.

DRAFT

NOTE 7 – LONG-TERM DEBT (CONTINUED)

Primary Government

B. Components of Long-Term Liabilities

	Issue Date	Interest Rates	Original Issue	Final Maturity	Principal Outstanding	Due Within One Year
Long-term liabilities						
Governmental activities						
G.O. Bonds						
G.O. Crossover Refunding Bonds 2015A	11/18/2015	2.75 - 3.00 %	$ 1,685,000	12/15/2027	$ 510,000	$ 165,000
G.O. Improvement Bonds 2015A	11/18/2015	2.75 - 3.00 %	1,375,000	12/15/2030	615,000	95,000
G.O. State Aid Bonds 2021A	5/13/2021	1.20 - 2.00 %	1,505,000	12/15/2031	1,080,000	145,000
G.O. Refunding Bonds 2021B	12/2/2021	3.00 - 5.00 %	5,610,000	12/15/2029	3,065,000	905,000
Total G.O. Bonds					5,270,000	1,310,000
Unamortized bond premium					546,313	-
Lease liability					543,403	182,666
Subscription liability					1,062,880	182,573
Compensated absences					1,107,284	684,409
Total governmental activities					8,529,880	2,359,648
Business-type activities						
Notes from direct borrowing						
G.O. Water Revenue PFA Note 2019	5/15/2019	1.00%	10,205,719	8/20/2039	7,115,000	442,000
G.O. Sewer Revenue PFA Note 2009	7/28/2009	2.55%	21,258,552	8/20/2029	6,946,000	1,320,000
G.O. Water Revenue PFA Note 2021	11/12/2021	1.00%	522,527	8/20/2042	428,000	22,000
Total notes from direct borrowing					14,489,000	1,784,000
Subscription liability					182,712	88,837
Compensated absences					166,418	106,937
Total business-type activities					14,838,130	1,979,774
Total all long-term liabilities					$ 23,368,010	$ 4,339,422

DRAFT

NOTE 7 – LONG-TERM DEBT (CONTINUED)

Primary Government (Continued)

C. Changes in Long-Term Liabilities

Long-term liability activity for the year ended December 31, 2024, was as follows:

	Beginning Balance	Additions	Reductions	Ending Balance	Due within one year
Governmental activities					
Bonds payable					
G.O. Bonds	$ 5,100,000	$ -	$ (1,055,000)	$ 4,045,000	$ 1,100,000
G.O. Improvement Bonds	1,430,000	-	(205,000)	1,225,000	210,000
Total bonds payable	6,530,000	-	(1,260,000)	5,270,000	1,310,000
Bond premium	653,948	-	(107,635)	546,313	-
Subscription liability	998,865	241,270	(177,255)	1,062,880	182,573
Lease liability	323,896	360,378	(140,871)	543,403	182,666
Compensated absences payable	1,613,711	-	(506,427)	1,107,284	684,409
Governmental activities long-term liabilities	$ 10,120,420	$ 601,648	$ (2,192,188)	$ 8,529,880	$ 2,359,648
Business-type activities					
Notes from direct borrowing					
G.O. PFA Revenue Notes	$ 16,236,000	$ -	$ (1,747,000)	$ 14,489,000	$ 1,784,000
Subscription liability	93,446	174,713	(85,447)	182,712	88,837
Compensated absences payable	316,498	-	(150,080)	166,418	106,937
Total business-type activities	$ 16,645,944	$ 174,713	$ (1,982,527)	$ 14,838,130	$ 1,979,774

D. Lease Liability

The City's Governmental Activity has seventeen lease agreements for vehicles, eleven lease agreements for copier equipment, and one lease agreement for a postage machine. The lease agreements include annual principal and interest payments as noted. Interest and discount rates on the lease agreements are 3.0%.

E. Subscription Liability

The City has several subscription agreements with various terms. The subscription agreements include annual principal and interest payments as noted.

DRAFT

NOTE 7 – LONG-TERM DEBT (CONTINUED)

Primary Government (Continued)

F. Minimum Debt Payments

Minimum annual principal and interest payments required to retire long-term liabilities:

Year Ending December 31,	Governmental Activities G.O. Bonds Principal	Interest	Total
2025	$ 1,100,000	$ 142,793	$ 1,242,793
2026	1,155,000	97,093	1,252,093
2027	740,000	48,518	788,518
2028	570,000	24,980	594,980
2029	480,000	10,880	490,880
Total	$ 4,045,000	$ 324,264	$ 4,369,264

Year Ending December 31,	Governmental Activities G.O. Improvement Bonds Principal	Interest	Total
2025	$ 210,000	$ 40,700	$ 250,700
2026	220,000	33,050	253,050
2027	225,000	24,800	249,800
2028	230,000	17,550	247,550
2029	235,000	9,473	244,473
2030-2031	105,000	3,215	108,215
Total	$ 1,225,000	$ 128,788	$ 1,353,788

DRAFT

NOTE 7 – LONG-TERM DEBT (CONTINUED)

Primary Government (Continued)

F. Minimum Debt Payments (Continued)

Year Ending December 31,	Governmental Activities SBITA Lease Liability Principal	Interest	Total	Business-Type Activities Notes from direct borrowing Principal	Interest	Total
2025	$ 182,573	$ 31,886	$ 214,459	$ 1,784,000	$ 252,553	$ 2,036,553
2026	188,052	26,409	214,461	1,823,000	214,253	2,037,253
2027	107,021	20,768	127,789	1,861,000	175,036	2,036,036
2028	110,231	17,557	127,788	1,901,000	134,912	2,035,912
2029	113,538	14,250	127,788	1,943,000	93,830	2,036,830
2030-2034	361,465	21,902	383,367	2,487,000	209,600	2,696,600
2035-2039	-	-	-	2,613,000	82,770	2,695,770
2040-2042	-	-	-	77,000	1,550	78,550
Total	$ 1,062,880	$ 132,772	$ 1,195,652	$ 14,489,000	$ 1,164,504	$ 15,653,504

Year Ending December 31,	Governmental Activities Lease Liability Principal	Interest	Total	Business-Type Activities SBITA Lease Liability Principal	Interest	Total
2025	$ 182,666	$ 13,853	$ 196,519	$ 88,837	$ 5,447	$ 94,284
2026	174,376	8,420	182,796	79,881	2,781	82,662
2027	134,361	3,406	137,767	6,893	420	7,313
2028	48,335	709	49,044	7,101	213	7,314
2029	3,665	46	3,711	-	-	-
Total	$ 543,403	$ 26,434	$ 569,837	$ 182,712	$ 8,861	$ 191,573

DRAFT

NOTE 8 – FUND BALANCE

A summary of governmental fund balance classifications at December 31, 2024, is as follows:

	General Fund	Park Improvements	Street Improvement Projects	Nonmajor Governmental Funds	Total
Primary Government					
Nonspendable					
Prepaid items	$ 417,435	$ -	$ -	$ 3,500	$ 420,935
Restricted					
Debt Service	-	-	-	2,173,527	2,173,527
Charitable Gambling	-	-	-	45,889	45,889
Park Capital Improvements	-	4,157	-	-	4,157
Public Safety Programs	-	-	-	15,915	15,915
Rehabilitation Projects	-	-	-	198,252	198,252
Revolving Loans	-	-	-	464,481	464,481
Fire Insurance Escrow	5,773	-	-	-	5,773
Youth Baseball (Peter Smith Fund)	71,541	-	-	-	71,541
Total restricted	77,314	4,157	-	2,898,064	2,979,535
Committed					
Hiawathaland Bus Purchase	69,240	-	-	-	69,240
Capital Improvement Encumbrances	-	-	-	694,629	694,629
Airport	-	-	-	91,918	91,918
Government Buildings	-	-	-	116,026	116,026
Library	-	-	-	2,932,831	2,932,831
Total committed	69,240	-	-	3,835,404	3,904,644
Assigned					
K-9 Program	2,996	-	-	-	2,996
Childrens Program	36,499	-	-	-	36,499
CED Interfund Loan	200,000	-	-	-	200,000
Fair Value Adjustments	276,536	-	-	-	276,536
Compensated Absences	428,833	-	-	-	428,833
Hazardous Properties	10,000	-	-	-	10,000
Library	-	-	-	11,272	11,272
Public Safety Aid	318,836	-	-	-	318,836
State Local Housing Aid	207,596	-	-	-	207,596
Donations	202,546	-	-	-	202,546
Future Capital Improvements	-	-	1,119,967	383,643	1,503,610
Total assigned	1,683,842	-	1,119,967	394,915	3,198,724
Unassigned	11,991,930	-	-	-	11,991,930
Total fund balances	$ 14,239,761	$ 4,157	$ 1,119,967	$ 7,131,883	$ 22,495,768

DRAFT

NOTE 9 – RISK MANAGEMENT

The City is exposed to various risks of loss related to torts; theft of, damage to, and destruction of assets; error and omissions; injuries to employees; and natural disasters for which the City carries insurance. The City participates in the League of Minnesota Cities Insurance Trust (LMCIT) for workers' compensation and property and casualty insurance coverage. The LMCIT is a risk sharing pool with approximately 800 other governmental units.

The City pays an annual premium to the LMCIT for its workers' compensation and property and liability insurance. The LMCIT is self-sustaining through member premiums and will reinsure through commercial companies for claims in excess of certain limits for each insured event. Liabilities are reported when it is probable that a loss has occurred, and the amount of the loss can be reasonably estimated. Liabilities, if any, include an amount for claims that have been incurred but not reported (IBNR). The City has a deductible under the LMCIT policy of $5,000 per occurrence.

The City has one open worker's compensation claim from 2013, when the City was self-insured, that has not been settled and estimated losses are retained in the City's Worker's Compensation internal service fund.

The general liability and property damage activities are accounted for in the Property/Liability Insurance internal service fund. For liability insurance, the first $50,000 for each occurrence and an annual aggregate of $100,000 is retained by the City. All property is insured at replacement value with a $50,000 deductible. These amounts are used to promote an aggressive maintenance program to help limit liability losses.

There were no significant reductions in insurance coverage from the previous year. There were no settlements in excess of insurance for any of the prior three years.

NOTE 10 – PENSION PLANS

The City participates in various pension plans. Total pension expense for the year ended December 31, 2024, was $950,016. The components of pension expense are noted in the following plan summaries.

The General Fund, Water, Sewer, and Storm Water Funds typically liquidate the liability related to the pensions.

Public Employees' Retirement Association

A. Plan Description

The City participates in the following cost-sharing multiple-employer defined benefit pension plans administered by PERA. PERA's defined benefit pension plans are established and administered in accordance with *Minnesota Statutes* Chapters 353, 353D, 353E, 353G, and 356. *Minnesota Statutes* Chapter 356 defines each plan's financial reporting requirements. PERA's defined benefit pension plans are tax qualified plans under Section 401(a) of the Internal Revenue Code.

NOTE 10 – PENSION PLANS (CONTINUED)

Public Employees' Retirement Association (Continued)

A. Plan Description (Continued)

General Employees Retirement Plan

Membership in the General Plan includes employees of counties, cities, townships, schools in non-certified positions, and other governmental entities whose revenues are derived from taxation, fees, or assessments. Plan membership is required for any employee who is expected to earn more than $425 in a month, unless the employee meets exclusion criteria.

Public Employees Police and Fire Retirement Plan (Police and Fire Plan)

Membership in the Police and Fire Plan includes full-time, licensed police officers and firefighters who meet the membership criteria defined in *Minnesota Statutes* § 353.64 and who are not earning service credit in any other PERA retirement plan or a local relief association for the same service. Employers can provide Police and Fire Plan coverage for part-time positions and certain other public safety positions by submitting a resolution adopted by the entity's governing body. The resolution must state that the position meets plan requirements.

B. Benefits Provided

PERA provides retirement, disability, and death benefits. Benefit provisions are established by state statute and can only be modified by the state Legislature. Vested, terminated employees who are entitled to benefits, but are not receiving them yet, are bound by the provisions in effect at the time they last terminated their public service. When a member is "vested", they have earned enough service credit to receive a lifetime monthly benefit after leaving public service and reaching an eligible retirement age. Members who retire at or over their Social Security full retirement age with at least one year of service qualify for a retirement benefit.

General Employees Plan Benefits

General Employees Plan requires three years of service to vest. Benefits are based on a member's highest average salary for any 5 successive years of allowable service, age, and years of credit at termination of service. Two methods are used to compute benefits for General Plan members. Members hired prior to July 1, 1989, receive the higher of Step or Level formulas. Only the Level formula is used for members hired after June 30, 1989. Under the Step formula, General Plan members receive 1.2% of the highest average salary for each of the first 10 years of service and 1.7% for each additional year. Under the Level formula, General Plan members receive 1.7% of the highest average salary for all years of service. For members hired prior to July 1, 1989, a full retirement benefit is available when age plus years of service equal 90 and normal retirement age is 65. Members can receive a reduced requirement benefit as early as age 55 if they have three or more years of service. Early retirement benefits are reduced by .25% for each month under age 65. Members with 30 or more years of service can retire at any age with a reduction of .25% for each month the member is younger than age 62. The Level formula allows General Plan members to receive a full retirement benefit at age 65 if they were first hired before July 1, 1989 or a age 66 if they were hired on or after July 1, 1989. Early retirement begins at age 55 with an actuarial reduction applied to the benefit.

NOTE 10 – PENSION PLANS (CONTINUED)

Public Employees' Retirement Association (Continued)

B. Benefits Provided (Continued)

General Employees Plan Benefits (Continued)

Benefit increases are provided to benefit recipients each January. The postretirement increase is equal to 50% of the cost-of-living adjustment (COLA) announced by the SSA, with a minimum increase of at least 1% and a maximum of 1.5%. The 2024 annual increase was 1.5%. Recipients that have been receiving the annuity or benefit for at least a full year as of the June 30 before the effective date of the increase will receive the full increase. Recipients receiving the annuity or benefit for at least one month but less than a full year as of the June 30 before the effective date of the increase will receive a reduced prorated increase.

Police and Fire Plan Benefits

Benefits for the Police and Fire Plan members hired before July 1, 2010, are vested after three years of service. Members hired on or after July 1, 2010, are 50% vested after five years of service and 100% vested after ten years. After five years, vesting increases by 10% each full year of service until members are 100% vested after 10 years. Police and Fire Plan members receive 3% of highest average salary for all years of service. Police and Fire Plan members receive a full retirement benefit when they are 55 and vested, or when their age plus their years of service equals 90 or greater if they were first hired before July 1, 1989. Early retirement starts at age 50, and early retirement benefits are reduced by 0.417% each month members are younger than age 55.

Benefit increases are provided to benefit recipients each January. The post-retirement increase is fixed at 1%. Recipients that have been receiving the annuity or benefit for at least 36 months as of the June 30 before the effective date of the increase will receive the full increase. Recipients receiving the annuity or benefit for at least 25 months but less than 36 months as of the June 30 before the effective date of the increase will receive a reduced prorated increase.

C. Contributions

Minnesota Statutes Chapters 353, 353E, 353G, and 356 set the rates for employer and employee contributions. Contribution rates can only be modified by the state Legislature.

General Employees Fund Contributions

Coordinated Plan members were required to contribute 6.50% of their annual covered salary in fiscal year 2024 and the City was required to contribute 7.50% for General Plan members. The City's contributions to the General Employees Fund for the year ended December 31, 2024, were $525,458. The City's contributions were equal to the required contributions as set by state statute.

Police and Fire Fund Contributions

Police and Fire Plan members were required to contribute 11.80% of their annual covered salary in fiscal year 2024 and the City was required to contribute 17.70% for Police and Fire Plan members. The City's contributions to the Police and Fire Fund for the year ended December 31, 2024, were $784,977. The City's contributions were equal to the required contributions as set by state statute.

NOTE 10 – PENSION PLANS (CONTINUED)

Public Employees' Retirement Association (Continued)

D. Pension Costs

General Employees Fund Pension Costs

At December 31, 2024, the City reported a liability of $3,149,697 for its proportionate share of the General Employees Fund's net pension liability. The City's net pension liability reflected a reduction due to the State of Minnesota's contribution of $16 million. The State of Minnesota is considered a non-employer contributing entity and the state's contribution meets the definition of a special funding situation. The State of Minnesota's proportionate share of the net pension liability associated with the City totaled $144,921.

City's proportionate share of the net pension liability	$ 3,149,697
State of Minnesota's proportionate share of the net pension liability associated with the City	144,921
Total	$ 3,294,618

The net pension liability was measured as of June 30, 2024, and the total pension liability used to calculate the net pension liability was determined by an actuarial valuation as of that date. The City's proportionate share of the net pension liability was based on the City's contributions received by PERA during the measurement period for employer payroll paid dates from July 1, 2023, through June 30, 2024, relative to the total employer contributions received from all of PERA's participating employers. The City's proportionate share was 0.0852% at the end of the measurement period and 0.0922% for the beginning of the period.

For the year ended December 31, 2024, the City recognized pension expense of $210,917 for its proportionate share of General Employees Plan's pension expense. In addition, the City recognized and additional $2,183 as pension expense (and grant revenue) for its proportionate share of the State of Minnesota's contribution of $16 million to the General Employees Fund.

During the plan year ended June 30, 2024, the State of Minnesota contributed $170.1 million to the General Employees Fund. The State of Minnesota is not included as a non-employer contributing entity in the General Employees Plan pension allocation schedule for the $170.1 million in direct state aid because this contribution was not considered to meet the definition of a special funding situation. The City recognized $81,445 for the year ended December 31, 2024 as revenue and an offsetting reduction of net pension liability for its proportionate share of the State of Minnesota's on-behalf contributions to the General Employees Fund.

DRAFT

NOTE 10 – PENSION PLANS (CONTINUED)

Public Employees' Retirement Association (Continued)

D. Pension Costs (Continued)

General Employees Fund Pension Costs (Continued)

At December 31, 2024, the City reported deferred outflows of resources and deferred inflows of resources related to pensions from the following sources:

	Deferred Outflows of Resources	Deferred Inflows of Resources
Differences between expected and actual economic experience	$ 304,389	$ -
Changes in actuarial assumptions	16,786	1,263,657
Net collective difference between projected and actual investment earnings	-	915,137
Changes in proportion	-	333,894
Contributions paid to PERA subsequent to the measurement date	262,729	-
Total	$ 583,904	$ 2,512,688

The $262,729 reported as deferred outflows of resources related to pensions resulting from City contributions subsequent to the measurement date will be recognized as a reduction of the net pension liability in the year ended December 31, 2025. Other amounts reported as deferred outflows and deferred inflows of resources related to pensions will be recognized in pension expense as follows:

Year Ending December 31,	Pension Expense Amount
2025	$ (1,187,634)
2026	(270,181)
2027	(492,294)
2028	(241,404)
Total	$ (2,191,513)

NOTE 10 – PENSION PLANS (CONTINUED)

Public Employees' Retirement Association (Continued)

D. Pension Costs (Continued)

Police and Fire Fund Pension Costs

At December 31, 2024, the City reported a liability of $4,191,378 for its proportionate share of the Police and Fire Fund's net pension liability. The net pension liability was measured as of June 30, 2024, and the total pension liability used to calculate the net pension liability was determined by an actuarial valuation as of that date. The City's proportionate share of the net pension liability was based on the City's contributions received by PERA during the measurement period for employer payroll paid dates from July 1, 2023 through June 30, 2024, relative to the total employer contributions received from all of PERA's participating employers. The City's proportionate share was 0.3186% at the end of the measurement period and 0.3377% for the beginning of the period.

The State of Minnesota contributed $37.4 million to the Police and Fire Fund in the plan fiscal year ended June 30, 2024. The contribution consisted of $9 million in direct state aid that meets the definition of a special funding situation, additional one-time direct state aid contribution of $19.4 million, and $9 million in supplemental state aid that does not meet the definition of a special funding situation. Additionally, $9 million supplemental state aid was paid on October 1, 2024. Thereafter, by October 1 of each year, the state will pay $9 million to the Police and Fire Fund until full funding is reached or July 1, 2048, whichever is earlier. The $9 million in supplemental state aid will continue until the fund is 90% funded, or until the State Patrol Plan (administered by the Minnesota State Retirement System) is 90% funded, whichever occurs later. The State of Minnesota's proportionate share of the net pension liability associated with the City totaled $159,774.

City's proportionate share of the net pension liability	$ 4,191,378
State of Minnesota's proportionate share of the net pension liability associated with the City	159,774
Total	$ 4,351,152

For the year ended December 31, 2024, the City recognized pension expense of $739,099 for its proportionate share of the Police and Fire Plan's pension expense. The City recognized $15,515 as grant revenue and pension expense for its proportionate share of the State of Minnesota's contribution of $9 million to the Police and Fire Fund.

The State of Minnesota is not included as a non-employer contributing entity in the Police and Fire Pension Plan pension allocation schedules for the $28.4 million in supplemental state aid because this contribution was not considered to meet the definition of a special funding situation. The City recognized $28,673 for the year ended December 31, 2024, as revenue and an offsetting reduction of net pension liability for its proportionate share of the State of Minnesota's on-behalf contributions to the Police and Fire Fund

NOTE 10 – PENSION PLANS (CONTINUED)

Public Employees' Retirement Association (Continued)

D. Pension Costs (Continued)

Police and Fire Fund Pension Costs (Continued)

At December 31, 2024, the City reported deferred outflows of resources and deferred inflows of resources related to pensions from the following sources:

	Deferred Outflows of Resources	Deferred Inflows of Resources
Differences between expected and actual economic experience	$ 1,706,047	$ -
Changes in actuarial assumptions	4,920,034	6,542,321
Net collected difference between projected actual investment earnings	-	1,329,302
Changes in proportion	20,841	441,727
Contributions paid to PERA subsequent to the measurement date	395,206	-
Total	$ 7,042,128	$ 8,313,350

The $395,206 reported as deferred outflows of resources related to pensions resulting from City contributions subsequent to the measurement date will be recognized as a reduction of the net pension liability in the year ended December 31, 2025. Other amounts reported as deferred outflows and inflows of resources related to pensions will be recognized in pension expense as follows:

Year Ending December 31,	Pension Expense Amount
2025	$ (283,823)
2026	1,088,005
2027	(716,379)
2028	(1,795,808)
2029	41,577
Total	$ (1,666,428)

DRAFT

NOTE 10 – PENSION PLANS (CONTINUED)

Public Employees' Retirement Association (Continued)

E. Long-Term Expected Return on Investment

The State Board of Investment, which manages the investments of PERA, prepares an analysis of the reasonableness on a regular basis of the long-term expected rate of return using a building-block method in which best-estimate ranges of expected future rates of return are developed for each major asset class. These ranges are combined to produce an expected long-term rate of return by weighting the expected future rates of return by the target asset allocation percentages. The target allocation and best estimates of geometric real rates of return for each major asset class are summarized in the following table:

Asset Class	Target Allocation	Long-Term Expected Real Rate of Return
Domestic equity	33.5 %	5.10 %
International equity	16.5	5.30
Fixed income	25.0	0.75
Private markets	25.0	5.90
Total	100.0 %	

F. Actuarial Methods and Assumptions

The total pension liability for each of the cost-sharing defined benefit plans was determined by an actuarial valuation as of June 30, 2024, using the entry age normal actuarial cost method. The long-term rate of return on pension plan investments used in the determination of the total liability is 7%. The 7% assumption is based on a review of inflation and investments return assumptions from a number of national investment consulting firms. The review provided a range of investment return rates considered reasonable by the actuary. An investment return of 7% is within that range.

Inflation is assumed to be 2.25% for the General Employees Plan and for the Police and Fire Plan. Benefit increases after retirement are assumed to be 1.25% for the General Employees Plan and 1% for the Police and Fire Plan.

Salary growth assumptions in the General Employees Plan range in annual increments from 10.25% after one year of service to 3% after 27 years of service. In the Police and Fire Plan, salary growth assumptions range from 11.75% after one year of service to 3% after 24 years of service.

Mortality rates for the General Employees Plan are based on the Pub-2010 General Employee Mortality Table. Mortality rates for the Police and Fire Plan are based on the Pub-2010 Public Safety Employee Mortality tables. The tables are adjusted slightly to fit PERA's experience.

DRAFT

NOTE 10 – PENSION PLANS (CONTINUED)

Public Employees' Retirement Association (Continued)

F. Actuarial Methods and Assumptions (Continued)
Actuarial assumptions for the General Employees Plan are reviewed every four years. The General Employees Plan was last reviewed in 2022. The assumption changes were adopted by the board and became effective with the July 1, 2023 actuarial valuation. The Police and Fire Plan was reviewed in 2024. PERA anticipates the experience study will be approved by the Legislative Commission on Pensions and Retirement and become effective with the July 1, 2025 actuarial valuation.

The following changes in actuarial assumptions and plan provisions occurred in 2024:

General Employees Fund

Changes in Actuarial Assumptions
- Rates of merit and seniority were adjusted, resulting in slightly higher rates.
- Assumed rates of retirement were adjusted as follows: Increase the rate of assumed unreduced retirements, slight adjustments to Rule of 90 retirement rates, and slight adjustments to early retirement rates for Tier 1 and Tier 2 members.
- Minor increase in assumed withdrawals for males and females.
- Lower rates of disability.
- Continued use of Pub-2010 general mortality table with slight rate adjustments as recommended in the most recent experience study.
- Minor changes to form of payment assumptions for male and female retirees.
- Minor changes to assumptions made with respect to missing participant data.

Changes in Plan Provisions
- The workers' compensation offset for disability benefits was eliminated. The actuarial equivalent factors updated to reflect the changes in assumptions.

Police and Fire Fund

Changes in Plan Provisions
- The State contribution of $9.0 million per year will continue until the earlier of 1) both the Police and Fire Plan and the State Patrol Retirement Fund attain 90% funded status for three consecutive years (on an actuarial value of assets basis) or 2) July 1, 2048. The contribution was previously due to expire after attaining a 90% funded status for one year.
- The additional $9.0 million contribution will continue until the Police and Fire Plan is fully funded for a minimum of three consecutive years on an actuarial value of assets basis, or July 1, 2048, whichever is earlier. This contribution was previously due to expire upon attainment of fully funded status on an actuarial value of assets basis for one year (or July 1, 2048 if earlier).

G. Discount Rate
The discount rate used to measure the total pension liability in 2024 was 7.0%. The projection of cash flows used to determine the discount rate assumed that contributions from Plan members and employers will be made at rates set in *Minnesota Statutes*. Based on these assumptions, the fiduciary net positions of the General Employees and Police and Fire Plans were projected to be available to make all projected future benefit payments of current plan members. Therefore, the long-term expected rate of return on pension plan investments was applied to all periods of projected benefit payments to determine the total pension liability.

NOTE 10 – PENSION PLANS (CONTINUED)

Public Employees' Retirement Association (Continued)

H. Pension Liability Sensitivity

The following presents the City's proportionate share of the net pension liability for all plans it participates in, calculated using the discount rate disclosed in the preceding paragraph, as well as what the City's proportionate share of the net pension liability would be if it were calculated using a discount rate one percentage point lower or one percentage point higher than the current discount rate:

	1% Decrease in Discount Rate (6%)	Current Discount Rate (7%)	1% Increase in Discount Rate (8%)
City's proportionate share of the General Employees Fund net pension liability	$ 6,879,444	$ 3,149,696	$ 81,639

	1% Decrease in Discount Rate (6%)	Current Discount Rate (7%)	1% Increase in Discount Rate (8%)
City's proportionate share of the Police and Fire Fund net pension liability	$ 9,905,046	$ 4,191,379	$ (500,738)

I. Pension Plan Fiduciary Net Position

Detailed information about each pension plan's fiduciary net position is available in a separately issued PERA financial report that includes financial statements and required supplementary information. That report may be obtained on the Internet at www.mnpera.org.

Public Employees Defined Contribution Plan (Defined Contribution Plan)

Council members of the City are covered by the Defined Contribution Plan, a multiple-employer deferred compensation plan administered by PERA. The Defined Contribution Plan is a tax qualified plan under Section 401(a) of the Internal Revenue Code and all contributions by or on behalf of employees are tax deferred until time of withdrawal.

DRAFT

NOTE 10 – PENSION PLANS (CONTINUED)

I. Pension Plan Fiduciary Net Position (Continued)

Public Employees Defined Contribution Plan (Defined Contribution Plan) (Continued)

Plan benefits depend solely on amounts contributed to the plan plus investment earnings, less administrative expenses. *Minnesota Statutes* Chapter 353D and 356 specifies plan provisions, including the employee and employer contribution rates for those qualified personnel who elect to participate. An eligible elected official who decides to participate contributes 5% of salary which is matched by the elected official's employer. For ambulance service personnel, employer contributions are determined by the employer, and for salaried employees must be a fixed percent of salary. Employer contributions for volunteer personnel may be a unit value for each call or period of alert duty. Employees who are paid for their services may elect to make member contributions in an amount not to exceed the employer share. Employer and employee contributions are combined and used to purchase shares in one or more of the seven accounts of the Minnesota Supplemental Investment Fund. For administering the plan, PERA receives 2% of employer contributions and twenty-five hundredths of 1% (0.25%) of the assets in each member's account annually.

Total contributions made by the City during fiscal year 2024 were:

Contribution Amount		Percentage of Covered Payroll		
Employee	Employer	Employee	Employer	Required Rate
$ 3,490	$ 3,490	5%	5%	5%

NOTE 11 – POST EMPLOYMENT HEALTH CARE PLAN

A. Plan Description

The City's defined benefit OPEB plan provides a single-employer defined benefit health care plan to eligible retirees. The plan offers medical coverage. Medical coverage is administered by Blue Cross Blue Shield. It is the City's policy to periodically review its medical coverage and to obtain requests for proposals in order to provide the most favorable benefits and premiums for City employees and retirees. No assets are accumulated in a trust.

B. Benefits Provided

Retirees receiving benefits contribute 100% of their premium costs, except those receiving disability benefits. Retirees and their spouses contribute to the health care plan at the same rate as active employees.

C. Contributions

Contribution requirements are established by the City, based on the contract terms with Blue Cross Blue Shield. The required contributions are based on projected pay-as-you-go financing requirements. For 2024, the City contributed $94,014 for retirees receiving health care benefits.

NOTE 11 – POST EMPLOYMENT HEALTH CARE PLAN (CONTINUED)

D. Members

As of December 31, 2023, the following were covered by the benefit terms:

Active employees electing coverage	83
Active employees waiving coverage	47
Retirees electing coverage	7
Total	137

E. Actuarial Assumptions

The total OPEB liability was determined by an actuarial valuation measured as of December 31, 2023, using the following actuarial assumptions, applied to all periods included in the measurement, unless otherwise specified:

Key Methods and Assumptions Used in Valuation of Total OPEB Liability		
Investment rate of return	3.77%	net of investment expense
Salary increases	3.25%	including inflation
Inflation	2.50%	
Healthcare cost trend increases	6.9%	for 2024, gradually decreasing over several decades to an ultimate rate of 3.9% in 2075 and later years.
Mortality assumption		Pub-2010 General (General) and Public Safety (Police and Fire) mortality tables with projected mortality improvements based on scale MP-2021, and other adjustments.

The discount rate used to measure the total OPEB liability was 3.77% based on 20-year municipal bond rates.

F. Total OPEB Liability

The City's total OPEB liability of $2,146,361 was measured as of December 31, 2024, and was determined by an actuarial valuation as of December 31, 2023.

DRAFT

NOTE 11 – POST EMPLOYMENT HEALTH CARE PLAN (CONTINUED)

F. Total OPEB Liability (Continued)

Changes in the total OPEB liability are as follows:

	Total OPEB Liability
Balance at January 1, 2024	$ 1,878,073
Changes for the year	
Service cost	114,847
Interest	78,809
Differences between expected and actual economic experience	106,693
Employer contributions	-
Changes of assumptions	61,953
Benefit payments	(94,014)
Net changes	268,288
Balance at December 31, 2024	$ 2,146,361

Changes of assumptions and other inputs reflect a change in the discount rate from 4.05% in 2023 to 3.77% in 2024.

The General Fund, and the Water, Sewer, and Storm Water Enterprise Funds typically liquidate the liability related to OPEB.

G. OPEB Liability Sensitivity

The following presents the City's total OPEB liability calculated using the discount rate of 3.77% as well as the liability measured using 1% lower and 1% higher than the current discount rate.

Total OPEB Liability		
1% Decrease in Discount Rate (2.77%)	Current Discount Rate (3.77%)	1% Increase in Discount Rate (4.77%)
$ 2,361,651	$ 2,146,361	$ 1,955,101

DRAFT

NOTE 11 – POST EMPLOYMENT HEALTH CARE PLAN (CONTINUED)

G. OPEB Liability Sensitivity (Continued)

The following presents the total OPEB liability of the City, as well as what the City's total OPEB liability would be if it were calculated using healthcare cost trend rates that are 1% lower and 1% higher than the current healthcare cost trend rates.

Total OPEB Liability		
1% Decrease in Trend Rate (5.9% Decreasing to 2.9%)	Current Trend Rate (6.9% Decreasing to 3.9%)	1% Increase in Trend Rate (7.9% Decreasing to 4.9%)
$ 1,885,888	$ 2,146,361	$ 2,454,420

H. OPEB Expense and Deferred Outflows of Resources and Deferred Inflows of Resources Related to OPEB

For the year ended December 31, 2024, the City recognized OPEB expense of $171,239. At December 31, 2024, the City reported deferred outflows of resources and deferred inflows of resources related to OPEB from the following sources:

	Deferred Outflows of Resources	Deferred Inflows of Resources
Differences between expected and actual liability	$ 155,739	$ 421,222
Changes of assumptions	476,263	384,820
Contributions between measurement date and reporting date	94,014	-
Total	$ 726,016	$ 806,042

DRAFT

NOTE 11 – POST EMPLOYMENT HEALTH CARE PLAN (CONTINUED)

H. OPEB Expense and Deferred Outflows of Resources and Deferred Inflows of Resources Related to OPEB (Continued)

The amount of $94,014 reported as deferred outflows of resources related to OPEB resulting from City contributions subsequent to the measurement date will be recognized as a reduction of the OPEB liability in the year ended December 31, 2025. Other amounts reported as deferred outflows of resources related to OPEB will be recognized in pension expense as follows:

Year Ending December 31,	Total
2025	$ (22,417)
2026	(27,080)
2027	(17,587)
2028	(18,943)
2029	18,136
Thereafter	15,011
Total	$ (52,880)

NOTE 12 – JOINTLY GOVERNED ORGANIZATIONS

The City participates in various jointly governed organizations that generally have separate governing boards composed of representative of each member organization. During 2024, the City did not have any related party transactions involving the jointly governed organizations. The City participated in the following jointly governed organizations in 2024:

- Cannon River Drug and Violent Offender Task Force (CRDVOTF)
- Dakota County Multi-Agency Assistance Group (DCMAAG)
- Consolidated Public Safety Answering Point

The City does not have a significant ongoing financial interest or responsibility with these organizations. The financial statements for the jointly governed organization can be obtained by contacting the City at City Hall, 208 NW 1st Avenue, Faribault, Minnesota, 55021-5105.

NOTE 13 – COMMITTED CONTRACTS

At December 31, 2023, the City had commitments of $6,387,598 for ongoing construction contracts that have not been completed.

NOTE 14 – CONTINGENT LIABILITIES

The Housing and Redevelopment Authority (HRA) in the course of business has obtained various deferred loans from governmental agencies. Generally, the entire loan amounts will be forgiven unless the HRA defaults on the conditions noted in the deferred loan agreements. HRA management has indicated that their intent is to meet their conditions. The deferred loans are not recorded as a liability in the HRA's financial statements; however, if the HRA were to default, the unforgiven portion would have to be repaid to the original funding source.

NOTE 15 – CONDUIT DEBT

The City of Faribault issued a Tax-Exempt Refunding Note, Series 2022 for Shattuck St. Mary's to refinance the Taxable Refunding Note, Series 2021. The note is secured by the property financed and is payable solely from private sector entity revenues. Upon repayment of the note, ownership of the acquired facilities transfers to the private-sector entity served by the note issuance. Neither the City of Faribault or the State of Minnesota, or any political subdivision thereof is obligated in any manner for repayment of the bonds. Accordingly, the bonds are not reported as liabilities in the accompanying financial statements. As of December 31, 2024, the Series 2022 Note remains outstanding.

NOTE 16 – SUBSEQUENT EVENTS

As part of the 2025 budget, the City initiated an internal loan of $1.6 million from the General Fund to the Capital Replacement Fund. This internal loan is to pay for the costs of the 2025 equipment replacement. The loan is to be repaid over 8 years utilizing ad valorem taxes with an interest rate of 2.5%.

In May 2025, the City issued General Obligation Water Revenue Bonds, Series 2025A, in the amount of $6,980,000 for projects within the water utility system. The total amount received from the bond issuance was approximately $7.1 million including the premium and issuance costs. Interest rates range from 4% to 5% and the bonds will be repaid over 20 years with revenues from the Water Fund.

DRAFT

REQUIRED SUPPLEMENTARY INFORMATION

DRAFT

City of Faribault
Schedule of City's Proportionate Share
of Net Pension Liability - General Employees Retirement Fund
Last Ten Years

For Fiscal Year Ended June 30,	City's Proportionate Share (Percentage) of the Net Pension Liability (Asset)	City's Proportionate Share (Amount) of the Net Pension Liability (Asset)	State's Proportionate Share (Amount) of the Net Pension Liability Associated with the City	City's Proportionate Share of the Net Pension Liablility and the State's Proportionate Share of the Net Pension Liablility Associated with the City	City's Covered Payroll	City's Proportionate Share of the Net Pension Liability (Asset) as a Percentage of its Covered Payroll	Plan Fiduciary Net Position as a Percentage of the Total Pension Liability
2015	0.0835%	$ 4,327,404	$ -	$ 4,327,404	$ 4,747,243	91.2%	78.2%
2016	0.0826%	6,706,710	87,614	6,794,324	5,126,319	130.8%	68.9%
2017	0.0821%	5,241,210	65,935	5,307,145	5,291,600	99.0%	75.9%
2018	0.0847%	4,698,809	154,168	4,852,977	5,691,880	82.6%	79.5%
2019	0.0863%	4,771,334	148,160	4,919,494	6,105,160	78.2%	80.2%
2020	0.0907%	5,437,879	167,690	5,605,569	6,469,093	84.1%	79.1%
2021	0.0938%	4,005,680	122,370	4,128,050	6,752,613	59.3%	87.0%
2022	0.0930%	7,365,631	216,104	7,581,735	6,967,920	105.7%	76.7%
2023	0.0922%	5,155,721	142,063	5,297,784	7,330,053	70.3%	83.1%
2024	0.0852%	3,149,697	81,445	3,231,142	7,210,733	43.7%	89.1%

Schedule of City's Proportionate Share
of Net Pension Liability - Public Employees Police and Fire Retirement Fund
Last Ten Years

For Fiscal Year Ended June 30,	City's Proportion of the Net Pension Liability (Asset)	City's Proportionate Share of the Net Pension Liability (Asset)	State's Proportionate Share (Amount) of the Net Pension Liability Associated with the City	City's Proportionate Share of the Net Pension Liablility and the State's Proportionate Share of the Net Pension Liablility Associated with the City	City's Covered Payroll	City's Proportionate Share of the Net Pension Liability (Asset) as a Percentage of its Covered Payroll	Plan Fiduciary Net Position as a Percentage of the Total Pension Liability
2015	0.3160%	$ 3,590,499	$ -	$ 3,590,499	$ 2,984,858	120.3%	86.6%
2016	0.3310%	13,283,606	-	13,283,606	3,113,844	426.6%	63.9%
2017	0.3290%	4,441,892	-	4,441,892	3,376,877	131.5%	85.4%
2018	0.3344%	3,534,264	-	3,534,264	3,524,494	100.3%	88.8%
2019	0.3544%	3,725,102	-	3,725,102	3,738,492	99.6%	89.3%
2020	0.3415%	4,470,600	106,060	4,576,660	3,854,378	118.7%	87.2%
2021	0.3365%	2,567,138	116,764	2,683,902	4,062,499	66.1%	93.7%
2022	0.3419%	14,878,137	650,076	15,528,213	4,153,757	373.8%	70.5%
2023	0.3377%	5,831,640	234,901	6,066,541	4,434,898	136.8%	86.5%
2024	0.3186%	4,191,378	159,774	4,351,152	4,411,621	98.6%	90.2%

DRAFT

See notes to required supplementary information.

City of Faribault
Schedule of City Contributions
General Employees Retirement Fund
Last Ten Years

Fiscal Year Ending December 31,	Statutorily Required Contribution	Contributions in Relation to the Statutorily Required Contributions	Contribution Deficiency (Excess)	City's Covered Payroll	Contributions as a Percentage of Covered Payroll
2015	$ 376,725	$ 376,725	$ -	$ 5,023,000	7.50%
2016	396,870	396,870	-	5,291,600	7.50%
2017	390,596	390,596	-	5,207,947	7.50%
2018	440,818	440,818	-	5,877,573	7.50%
2019	490,385	490,385	-	6,538,467	7.50%
2020	538,375	538,375	-	7,178,333	7.50%
2021	616,151	616,151	-	8,215,347	7.50%
2022	531,237	531,237	-	7,083,161	7.50%
2023	549,136	549,136	-	7,321,813	7.50%
2024	525,458	525,458	-	7,006,107	7.50%

Schedule of City Contributions
Public Employees Police and Fire Retirement Fund
Last Ten Years

Fiscal Year Ending December 31,	Statutorily Required Contribution	Contributions in Relation to the Statutorily Required Contributions	Contribution Deficiency (Excess)	City's Covered Payroll	Contributions as a Percentage of Covered Payroll
2015	$ 483,547	$ 483,547	$ -	$ 2,984,858	16.20%
2016	547,054	547,054	-	3,376,877	16.20%
2017	583,424	583,424	-	3,601,383	16.20%
2018	585,729	585,729	-	3,615,611	16.20%
2019	630,783	630,783	-	3,721,434	16.95%
2020	695,780	695,780	-	3,930,960	17.70%
2021	648,105	648,105	-	3,661,610	17.70%
2022	734,718	734,718	-	4,150,946	17.70%
2023	767,848	767,848	-	4,338,124	17.70%
2024	790,411	790,411	-	4,465,599	17.70%

DRAFT

See notes to required supplementary information.

City of Faribault
Schedule of Changes in Total OPEB Liability
and Related Ratios

	December 31, 2018	December 31, 2019	December 31, 2020	December 31, 2021
Total OPEB Liability				
Service cost	$ 61,075	$ 69,506	$ 81,896	$ 104,806
Interest	70,363	67,670	87,373	45,784
Differences between expected and actual experience	-	-	(924,672)	(7,231)
Changes of assumptions	150,785	255,387	135,711	160,150
Benefit payments	(89,470)	(96,608)	(91,968)	(94,837)
Net change in total OPEB liability	192,753	295,955	(711,660)	208,672
Beginning of year	1,830,446	2,023,199	2,319,154	1,607,494
End of year	$ 2,023,199	$ 2,319,154	$ 1,607,494	$ 1,816,166
Covered employee payroll	$ 9,371,206	$ 9,801,191	$ 9,154,947	$ 10,684,652
Total OPEB liability as a percentage of covered employee payroll	21.6%	23.7%	17.6%	17.0%

Note: Schedule is intended to show ten year trend. Additional years will be reported as they become available.
No assets are accumulated in a trust for OPEB.

DRAFT

See notes to required supplementary information.

December 31, 2022	December 31, 2023	December 31, 2024
$ 121,663	$ 157,490	114,847
38,255	43,489	78,809
83,878	5,623	106,693
238,931	(491,864)	61,953
(50,174)	(85,384)	(94,014)
432,553	(370,646)	268,288
1,816,166	2,248,719	1,878,073
$ 2,248,719	$ 1,878,073	$ 2,146,361
$ 12,053,650	$ 11,194,310	12,628,531
18.7%	16.8%	17.0%

DRAFT

General Employees Fund

2024 Changes

Changes in Actuarial Assumptions

- Rates of merit and seniority were adjusted, resulting in slightly higher rates.
- Assumed rates of retirement were adjusted as follows: increase the rate of assumed unreduced retirements, slight adjustments to Rule of 90 retirement rates, and slight adjustments to early retirement rates for Tier 1 and Tier 2 members.
- Minor increase in assumed withdrawals for males and females.
- Lower rates of disability.
- Continued use of Pub-2010 general mortality table with slight rate adjustments as recommended in the most recent experience study.
- Minor changes to form of payment assumptions for male and female retirees.
- Minor changes to assumptions made with respect to missing participant data.

Changes in Plan Provisions

- The workers' compensation offset for disability benefits was eliminated. The actuarial equivalent factors updated to reflect the changes in assumptions.

2023 Changes

Changes in Actuarial Assumptions

- The investment return assumption and single discount rate were changed from 6.5% to 7.0%.

Changes in Plan Provisions

- An additional one-time direct state aid contribution of $170.1 million was contributed to the Plan on October 1, 2023.
- The vesting period of those hired after June 30, 2010, was changed from five years of allowable service to three years of allowable service.
- The benefit increase delay for early retirements on or after January 1, 2024, was eliminated.
- A one-time, non-compounding benefit increase of 2.5% minus the actual 2024 adjustment will be payable in a lump sum for calendar year 2024 by March 31, 2024.

2022 Changes

Changes in Actuarial Assumptions

- The mortality improvement scale was changed from scale MP-2020 to scale MP-2021.

Changes in Plan Provisions

- There have been no changes since the prior valuation.

2021 Changes

Changes in Actuarial Assumptions

- The investment return and single discount rates were changed from 7.5% to 6.5% for financial reporting purposes.
- The mortality improvement scale was changed from scale MP-2019 to scale MP-2020.

Changes in Plan Provisions

- There have been no changes since the prior valuation.

2020 Changes

Changes in Actuarial Assumptions

- The price inflation assumption was decreased from 2.5% to 2.25%.
- The payroll growth assumption was decreased from 3.25% to 3.0%.

General Employees Fund (Continued)

2020 Changes (Continued)

Changes in Actuarial Assumptions (Continued)

- Assumed salary increase rates were changed as recommended in the June 30, 2019, experience study. The net effect is assumed rates that average 0.25% less than previous rates.
- Assumed rates of retirement were changed as recommended in the June 30, 2019, experience study. The changes result in more unreduced (normal) retirements and slightly fewer Rule of 90 and early retirements.
- Assumed rates of termination were changes as recommended in the June 30, 2019, experience study. The new rates are based on service and are generally lower than the previous rates for years 2-5 and slightly higher thereafter.
- Assumed rates of disability were changed as recommended in the June 30, 2019, experience study. The change results in fewer predicted disability retirements for males and females.
- The base mortality table for healthy annuitants and employees was changed from the RP-2014 table to the Pub-2010 General Mortality table, with adjustments. The base mortality table for disabled annuitants was changed from the RP-2014 disabled annuitant mortality table to the Pub-2010 General/Teacher disabled annuitant mortality table, with adjustments.
- The mortality improvement scale was changed from Scale MP-2018 to Scale MP-2019.
- The assumed spouse age difference was changed from two years older for females to one year older.
- The assumed number of married male new retirees electing the 100% Joint and Survivor option changed from 35% to 45%. The assumed number of married female new retires electing the 100% Joint and Survivor option changed from 15% to 30%. The corresponding number of married new retirees electing the Life annuity option was adjusted accordingly.

Changes in Plan Provisions

- Augmentation for current privatized members was reduced to 2.0% for the period July 1, 2020 through December 31, 2023, and 0.0% thereafter. Augmentation was eliminated for privatizations occurring after June 30, 2020.

2019 Changes

Changes in Actuarial Assumptions

- The mortality projection scale was changed from MP-2017 to MP-2018.

Changes in Plan Provisions

- The employer supplemental contribution was changed prospectively, decreasing from $31.0 million to $21.0 million per year. The State's special funding contribution was changed prospectively, requiring $16.0 million due per year through 2031.

2018 Changes

Changes in Actuarial Assumptions

- The mortality projection scale was changed from MP-2015 to MP-2017.
- The assumed benefit increase was changed from 1.0% per year through 2044 and 2.5% per year thereafter to 1.25% per year.

Changes in Plan Provisions

- The augmentation adjustment in early retirement factors is eliminated over a five-year period starting July 1, 2019, resulting in actuarial equivalence after June 30, 2024.
- Interest credited on member contributions decreased from 4.00% to 3.00%, beginning July 1, 2018.

General Employees Fund (Continued)

2018 Changes (Continued)
Changes in Plan Provisions (Continued)

- Deferred augmentation was changed to 0.00%, effective January 1, 2019. Augmentation that has already accrued for deferred members will still apply.
- Contribution stabilizer provisions were repealed.
- Postretirement benefit annual increases were changed from 1.00% per year with a provision to increase to 2.50% upon attainment of 90.00% funding ratio to 50.00% of the Social Security Cost of Living Adjustment, not less than 1.00% and not more than 1.50%, beginning January 1, 2019.
- For retirements on or after January 1, 2024, the first benefit increase is delayed until the retiree reaches normal retirement age. This does not apply to Rule of 90 retirees, disability benefit recipients, or survivors.
- Actuarial equivalent factors were updated to reflect revised mortality and interest assumptions.

2017 Changes
Changes in Actuarial Assumptions

- The CSA loads were changed from 0.8% for active members and 60% for vested and non-vested deferred members. The revised CSA loads are now 0.0% for active member liability, 15% for vested deferred member liability and 3% for non-vested deferred member liability.
- The assumed post-retirement benefit annual increase rate was changed from 1.0% per year for all years to 1.0% per year through 2044 and 2.5% per year thereafter.

Changes in Plan Provisions

- The State's contribution for the Minneapolis Employees Retirement Fund equals $16,000,000 in 2017 and 2018, and $6,000,000 thereafter.
- The Employer Supplemental Contribution for the Minneapolis Employees Retirement Fund changed from $21,000,000 to $31,000,000 in calendar years 2019 to 2031. The State's contribution changed from $16,000,000 to $6,000,000 in calendar years 2019 to 2031.

2016 Changes
Changes in Actuarial Assumptions

- The assumed post-retirement benefit increase rate was changed from 1.0% per year through 2035 and 2.5% per year thereafter to 1.0% per year for all future years.
- The assumed investment return was changed from 7.9% to 7.5%. The single discount rate was changed from 7.9% to 7.5%.
- Other assumptions were changed pursuant to the experience study dated June 30, 2015. The assumed future salary increases, payroll growth, the inflation was decreased by 0.25% to 3.25% for payroll growth and 2.50% for inflation.

Changes in Plan Provisions

- There have been no changes since the prior valuation.

DRAFT

General Employees Fund (Continued)

2015 Changes

Changes in Actuarial Assumptions

- The assumed post-retirement benefit increase rate was changed from 1.0% per year through 2030 and 2.5% per year thereafter to 1.0% per year through 2035 and 2.5% per year thereafter.
- Changes in Plan Provisions
- On January 1, 2015, the Minneapolis Employees Retirement Fund was merged into the General Employees Fund, which increased the total pension liability by $1.1 billion and increased the fiduciary plan net position by $892 million. Upon consolidation, state and employer contributions were revised; the State's contribution of $6.0 million, which meets the special funding situation definition, was due September 2015.

DRAFT

Police and Fire Fund

2024 Changes

Changes in Plan Provisions

- The State contribution of $9.0 million per year will continue until the earlier of 1) both the Police and Fire Plan and the State Patrol Retirement Fund attain 90% funded status for three consecutive years (on an actuarial value of assets basis) or 2) July 1, 2048. The contribution was previously due to expire after attaining a 90% funded status for one year.
- The additional $9.0 million contribution will continue until the Police and Fire Plan is fully funded for a minimum of three consecutive years on an actuarial value of assets basis, or July 1, 2048, whichever is earlier. This contribution was previously due to expire upon attainment of fully funded status on an actuarial value of assets basis for one year (or July 1, 2048 if earlier).

2023 Changes

Changes in Actuarial Assumptions

- The investment return assumption was changed from 6.5% to 7.0%.
- The single discount rate changed from 5.4% to 7.0%.

Changes in Plan Provisions

- Additional one-time direct state aid contribution of 19.4 million will be contributed to the Plan on October 1, 2023.
- Vesting requirement for new hires after June 30, 2014, was changed from a graded 20-year vesting schedule to a graded 10-year vesting schedule, with 50% vesting after five years, increasing incrementally to 100% after 10 years.
- A one-time, non-compounding benefit increase of 3.0% will be payable in a lump sum for calendar year 2024 by March 31, 2024.
- Psychological treatment is required effective July 1, 2023, prior to approval for a duty disability benefit for a psychological condition relating to the member's occupation.
- The total and permanent duty disability benefit was increased, effective July 1, 2023.

2022 Changes

Changes in Actuarial Assumptions

- The mortality improvement scale was changed from scale MP-2020 to scale MP-2021.
- The single discount rate was changed from 6.5% to 5.4%.

Changes in Plan Provisions

- There have been no changes since the prior valuation.

2021 Changes

Changes in Actuarial Assumptions

- The investment return and single discount rates were changed from 7.5% to 6.5% for financial reporting purposes.
- The inflation assumption was changed from 2.5% to 2.25%.
- The payroll growth assumption was changed from 3.25% to 3.0%.
- The base mortality table for healthy annuitants and employees was changed from the RP-2014 table to the Pub-2010 Public Safety mortality table. The mortality improvement scale was changed from MP-2019 to MP-2020.

DRAFT

Police and Fire Fund (Continued)

2021 Changes (Continued)

Changes in Actuarial Assumptions (Continued)

- The base mortality table for disabled annuitants was changed from the RP-2014 healthy annuitant mortality table (with future mortality improvement according to scale MP-2019) to the Pub-2010 Public Safety disabled annuitant mortality table (with future mortality improvement according to scale MP-2020).
- Assumed rates of salary increase were modified as recommended in the July 14, 2020, experience study. The overall impact is a decrease in gross salary increase rates.
- Assumed rates of retirement were changed as recommended in the July 14, 2020, experience study. The changes resulted in slightly more unreduced retirements and fewer assumed early retirements.
- Assumed rates of withdrawal were changed from select and ultimate rates to service-based rates. The changes resulted in more assumed terminations.
- Assumed rates of disability were increased for ages 25-44 and decreased for ages over 49. Overall, proposed rates resulted in more projected disabilities.
- Assumed percent married for active female members was changed from 60% to 70%. Minor changes to form of payment assumptions were applied.

Changes in Plan Provisions

- There have been no changes since the prior valuation.

2020 Changes

Changes in Actuarial Assumptions

- The mortality projection scale was changed from MP-2018 to MP-2019.

Changes in Plan Provisions

- There have been no changes since the prior valuation.

2019 Changes

Changes in Actuarial Assumptions

- The mortality projection scale was changed from MP-2017 to MP-2018.

Changes in Plan Provisions

- There have been no changes since the prior valuation.

2018 Changes

Changes in Actuarial Assumptions

- The mortality projection scale was changed from MP-2016 to MP-2017.

Changes in Plan Provisions

- Postretirement benefit annual increases were changed to 1.00% for all years, with no trigger.
- An end date of July 1, 2048, was added to the existing $9.0 million state contribution.
- New annual state aid will equal $4.5 million in fiscal years 2019 and 2020, and $9.0 million thereafter until the plan reaches 100% funding, or July 1, 2048, if earlier.
- Member contributions were changed from 10.80% to 11.30% of pay, effective January 1, 2019, and 11.80% of pay, effective January 1, 2020.
- Employer contributions were changed from 16.20% to 16.95% of pay, effective January 1, 2019, and 17.70% of pay, effective January 1, 2020.
- Interest credited on member contributions decreased from 4.00% to 3.00%, beginning July 1, 2018.

DRAFT

Police and Fire Fund (Continued)

2018 Changes (Continued)
Changes in Plan Provisions (Continued)
- Deferred augmentation was changed to 0.00%, effective January 1, 2019. Augmentation that has already accrued for deferred members will still apply.
- Actuarial equivalent factors were updated to reflect revised mortality and interest assumptions.

2017 Changes
Changes in Actuarial Assumptions
- Assumed salary increases were changed as recommended in the June 30, 2016, experience study. The net effect is proposed rates that average 0.34% lower than the previous rates.
- Assumed rates of retirement were changed, resulting in fewer retirements.
- The CSA load was 30% for vested and non-vested deferred members. The CSA has been changed to 33% for vested members and 2% for non-vested members.
- The base mortality table for healthy annuitants was changed from the RP-2000 fully generational table to the RP-2014 fully generational table (with a base year of 2006), with male rates adjusted by a factor of 0.96. The mortality improvement scale was changed from Scale AA to Scale MP-2016. The base mortality table for disabled annuitants was changed from the RP-2000 disabled mortality table to the mortality tables assumed for healthy retirees.
- Assumed termination rates were decreased to 3% for the first three years of service. Rates beyond the select period of three years were adjusted, resulting in more expected terminations overall.
- Assumed percentage of married female members was decreased from 65% to 60%.
- Assumed age difference was changed from separate assumptions for male members (wives assumed to be three years younger) and female members (husbands assumed to be four years older) to the assumption that males are two years older than females.
- The assumed percentage of female members electing Joint and Survivor annuities was increased.
- The assumed post-retirement annual benefit increase rate was changed from 1% for all years to 1% per year through 2064 and 2.5% thereafter.
- The single discount rate was changed from 5.6% per annum to 7.5% per annum.

Changes in Plan Provisions
- There have been no changes since the prior valuation.

2016 Changes
Changes in Actuarial Assumptions
- The assumed post-retirement benefit increase rate was changed from 1.0% per year through 2037 and 2.5% thereafter to 1.0% per year for all future years.
- The assumed investment return was changed from 7.9% to 7.5%. The single discount rate changed from 7.9% to 5.6%.
- The single discount rate changed from 7.90% to 5.60%.
- The assumed future salary increases, payroll growth, and inflation was decreased by 0.25% to 3.25% for payroll growth and 2.50% for inflation.

Changes in Plan Provisions
- There have been no changes since the prior valuation.

Police and Fire Fund (Continued)

2015 Changes

Changes in Actuarial Assumptions

- The assumed post-retirement benefit increase rate was changed from 1.0% per year through 2030 and 2.5% per year thereafter to 1.0% per year through 2037 and 2.5% per year thereafter.

Changes in Plan Provisions

- The post-retirement benefit increase to be paid after attainment of the 90% funding threshold was changed, from inflation up to 2.5%, to a fixed rate of 2.5%.

DRAFT

Post Employment Health Care Plan

2024 Changes
Changes in Actuarial Assumptions
- The discount rate changed from 4.05% to 3.77%.

2023 Changes
Changes in Actuarial Assumptions
- The discount rate changed from 1.84% to 4.05%.

2022 Changes
Changes in Actuarial Assumptions
- The discount rate changed from 2.00% to 1.84%.

2021 Changes
Changes in Actuarial Assumptions
- The discount rate changed from 2.75% to 2.00%.

2020 Changes
Changes in Actuarial Assumptions
- The discount rate changed from 3.71% to 2.75%.

Changes in Plan Provisions
- Retiree premiums and disabled public safety contribution amounts were updated to current levels.

2019 Changes
Changes in Actuarial Assumptions
- The discount rate changed from 3.31% to 3.71%.

DRAFT

COMBINING AND INDIVIDUAL FUND FINANCIAL STATEMENTS AND SCHEDULES

DRAFT

City of Faribault
General Fund
Schedule of Revenues, Expenditures, and
Changes in Fund Balances -
Budget and Actual
Year Ended December 31, 2024
With Comparative Actual Amounts for the Year Ended December 31, 2023

	2024				2023
	Budgeted Amounts			Variance with Final Budget -	
	Original	Final	Actual Amounts	Over (Under)	Actual Amounts
Revenues					
Taxes					
Property taxes	$ 10,271,995	$ 10,271,995	$ 10,240,500	$ (31,495)	$ 9,329,557
Franchise fees	230,000	230,000	189,478	(40,522)	215,481
Miscellaneous taxes	120,000	120,000	119,219	(781)	141,771
Total taxes	10,621,995	10,621,995	10,549,197	(72,798)	9,686,809
Special assessments	3,100	3,100	6,216	3,116	3,761
Licenses and permits					
Business	89,800	89,800	91,845	2,045	85,950
Non-business	638,150	638,150	643,261	5,111	826,589
Total licenses and permits	727,950	727,950	735,106	7,156	912,539
Intergovernmental revenue					
Local government aid	6,528,073	6,528,073	6,528,073	-	6,102,837
Agricultural market value credit	1,500	1,500	1,875	375	1,779
PERA aid	-	-	8,756	8,756	175,014
MSA	297,250	297,250	315,683	18,433	285,126
Federal grants	-	-	148,617	148,617	119,654
County grants	246,646	246,646	219,599	(27,047)	238,767
Other grants and aids	569,507	569,507	701,903	132,396	1,824,992
Total intergovernmental revenue	7,642,976	7,642,976	7,924,506	281,530	8,748,169
Charges for services					
General government	65,302	65,302	43,932	(21,370)	118,264
Public safety	446,360	446,360	552,308	105,948	387,908
Public works	876,100	876,100	842,889	(33,211)	740,676
Culture and recreation	595,540	595,540	550,976	(44,564)	659,375
Total charges for services	1,983,302	1,983,302	1,990,105	6,803	1,906,223
Fines and forfeitures	133,000	133,000	115,666	(17,334)	140,879
Miscellaneous revenues					
Investment income	208,550	208,550	714,802	506,252	499,724
Contributions and donations	15,000	35,646	49,948	14,302	150,405
Other	-	-	46,385	46,385	52,649
Total miscellaneous revenues	223,550	244,196	811,135	566,939	702,778
Total revenues	21,335,873	21,356,519	22,131,931	775,412	22,101,158

DRAFT

City of Faribault
General Fund
Schedule of Revenues, Expenditures, and
Changes in Fund Balances -
Budget and Actual
Year Ended December 31, 2024
With Comparative Actual Amounts for the Year Ended December 31, 2023

Continued

	2024				2023
	Budgeted Amounts				
	Original	Final	Actual Amounts	Variance with Final Budget - Over (Under)	Actual Amounts
Expenditures					
Current					
General government					
Council					
Personnel services	$ 81,834	$ 81,834	$ 81,508	$ (326)	$ 78,710
Supplies	1,800	1,800	4,955	3,155	1,432
Other services and charges	467,193	467,193	463,863	(3,330)	342,074
Total council	550,827	550,827	550,326	(501)	422,216
Administrator and elections					
Personnel services	343,886	343,886	446,555	102,669	296,697
Supplies	19,700	19,700	13,574	(6,126)	2,875
Other services and charges	23,657	23,657	22,767	(890)	15,803
Total administrator and elections	387,243	387,243	482,896	95,653	315,375
Communications					
Personnel services	97,896	97,896	102,492	4,596	77,009
Supplies	1,400	1,400	294	(1,106)	8,896
Other services and charges	5,200	5,200	26,020	20,820	19,132
Total administrator and elections	104,496	104,496	128,806	24,310	105,037
Finance					
Personnel services	439,183	439,183	377,972	(61,211)	396,601
Supplies	6,852	6,852	3,952	(2,900)	4,228
Other services and charges	78,268	78,268	403,556	325,288	74,349
Total finance	524,303	524,303	785,480	261,177	475,178
Legal					
Other services and charges	262,100	262,100	317,598	55,498	222,535
Personnel administration					
Personnel services	292,025	292,025	341,617	49,592	280,108
Supplies	4,900	4,900	5,924	1,024	11,496
Other services and charges	68,981	68,981	82,521	13,540	60,299
Total personnel administration	365,906	365,906	430,062	64,156	351,903
Planning and zoning					
Personnel services	436,251	436,251	368,803	(67,448)	321,939
Supplies	1,200	1,200	188	(1,012)	533
Other services and charges	80,614	80,614	81,387	773	28,565
Total planning and zoning	518,065	518,065	450,378	(67,687)	351,037
City hall maintenance					
Personnel services	72,339	72,339	69,521	(2,818)	70,759
Supplies	16,050	16,050	8,257	(7,793)	13,208
Other services and charges	63,566	63,566	48,416	(15,150)	81,128
Total city hall maintenance	151,955	151,955	126,194	(25,761)	165,095
Information technology					
Personnel services	177,419	177,419	179,054	1,635	151,175
Supplies	6,365	6,365	10,505	4,140	23,848
Other services and charges	247,520	247,520	214,591	(32,929)	94,636
Total information technology	431,304	431,304	404,150	(27,154)	269,659

DRAFT

City of Faribault
General Fund
Schedule of Revenues, Expenditures, and
Changes in Fund Balances -
Budget and Actual
Year Ended December 31, 2024
With Comparative Actual Amounts for the Year Ended December 31, 2023

Continued

	2024				2023
	Budgeted Amounts				
	Original	Final	Actual Amounts	Variance with Final Budget - Over (Under)	Actual Amounts
Expenditures (Continued)					
Current (continued)					
General government (continued)					
Other					
Other services and charges	$ 80,477	$ 80,477	$ 316	$ (80,161)	$ 99,368
Total general government	3,376,676	3,376,676	3,676,206	299,530	2,777,403
Public safety					
Police					
Personnel services	5,530,980	5,530,980	5,455,493	(75,487)	5,287,088
Supplies	373,218	373,218	661,017	287,799	408,788
Other services and charges	702,472	702,497	496,271	(206,226)	480,148
Total police	6,606,670	6,606,695	6,612,781	6,086	6,176,024
Community services					
Personnel services	284,976	258,250	195,962	(62,288)	265,876
Supplies	24,250	24,250	-	(24,250)	25,263
Other services and charges	42,976	42,976	-	(42,976)	35,766
Total community services	352,202	325,476	195,962	(129,514)	326,905
Civil defense					
Supplies	500	500	1,915	1,415	-
Other services and charges	5,750	5,750	3,631	(2,119)	3,905
Total civil defense	6,250	6,250	5,546	(704)	3,905
Code enforcement					
Personnel services	373,155	399,701	383,567	(16,134)	368,175
Supplies	6,950	6,950	7,551	601	4,099
Other services and charges	119,595	119,595	119,278	(317)	121,039
Total code enforcement	499,700	526,246	510,396	(15,850)	493,313
Fire					
Personnel services	1,828,588	1,828,588	1,809,227	(19,361)	1,675,662
Supplies	123,850	123,850	211,138	87,288	130,350
Other services and charges	88,816	88,816	59,251	(29,565)	89,912
Total fire	2,041,254	2,041,254	2,079,616	38,362	1,895,924
Total public safety	9,506,076	9,505,921	9,404,301	(101,620)	8,896,071
Public works					
Administration					
Personnel services	124,231	124,231	124,400	169	128,654
Supplies	550	550	161	(389)	163
Other services and charges	9,513	9,513	7,715	(1,798)	6,352
Total administration	134,294	134,294	132,276	(2,018)	135,169

DRAFT

City of Faribault
General Fund
Schedule of Revenues, Expenditures, and
Changes in Fund Balances -
Budget and Actual
Year Ended December 31, 2024
With Comparative Actual Amounts for the Year Ended December 31, 2023

Continued

	2024				2023
	Budgeted Amounts				
	Original	Final	Actual Amounts	Variance with Final Budget - Over (Under)	Actual Amounts
Expenditures (Continued)					
Current (continued)					
Public works (continued)					
Maintenance					
Personnel services	$ 1,288,999	$ 1,288,999	$ 1,322,882	$ 33,883	$ 1,172,320
Supplies	558,700	558,700	555,473	(3,227)	584,172
Other services and charges	596,508	596,508	427,262	(169,246)	633,032
Total maintenance	2,444,207	2,444,207	2,305,617	(138,590)	2,389,524
Engineering					
Personnel services	556,759	556,759	554,776	(1,983)	555,262
Supplies	8,550	8,550	9,048	498	7,031
Other services and charges	149,826	158,315	148,070	(10,245)	23,628
Total engineering	715,135	723,624	711,894	(11,730)	585,921
Total public works	3,293,636	3,302,125	3,149,787	(152,338)	3,110,614
Culture and recreation					
Personnel services	3,258,842	3,258,842	3,167,828	(91,014)	3,104,951
Supplies	523,050	520,582	461,077	(59,505)	498,550
Other services and charges	997,175	1,016,264	1,064,388	48,124	894,665
Total culture and recreation	4,779,067	4,795,688	4,693,293	(102,395)	4,498,166
Mass transportation and airport					
Airport					
Other services and charges	10,000	10,000	26,360	16,360	-
Total airport	10,000	10,000	26,360	16,360	-
Debt Service					
Principal	-	-	316,130	316,130	155,236
Interest and other charges	-	-	21,230	21,230	37,279
Total debt service	-	-	337,360	337,360	192,515
Capital outlay					
General government	-	-	241,270	241,270	439,325
Public safety	370,418	366,109	349,674	(16,435)	-
Total capital outlay	370,418	366,109	590,944	224,835	439,325
Total expenditures	21,335,873	21,356,519	21,878,251	521,732	19,914,094
Excess of revenues over (under) expenditures	-	-	253,680	253,680	2,187,064
Other Financing Sources (Uses)					
Lease proceeds	-	-	360,378	360,378	292,598
Subscription proceeds	-	-	241,270	241,270	146,727
Transfers in	-	169,162	169,162	-	-
Transfers out	-	(103,855)	(103,855)	-	(54,201)
Total other financing sources (uses)	-	65,307	666,955	601,648	385,124
Net change in fund balances	$ -	$ 65,307	920,635	$ 855,328	2,572,188
Fund Balances					
Beginning of year			13,319,126		10,746,938
End of year			$ 14,239,761		$ 13,319,126

DRAFT

Nonmajor Special Revenue Funds
Special revenue funds are established to account for specific revenue or other sources that are designated for financing particular functions or activities as required by deferral regulations, *Minnesota Statute*, City charter provisions, local ordinances, or specific grant agreements. Most of the special revenue funds are related to specific federal and state housing programs or grants for specific activities.

Nonmajor Capital Projects Funds
Capital project funds are established to account for the resources used for the acquisition of capital facilities and infrastructure for the City with the exception of those financed by the enterprise funds.

Nonmajor Debt Service Funds
The Debt Service funds are established to account for the collection of ad valorem taxes, special assessments, and tax increment revenue transfers, as well as the payment of principal and interest of general long-term debt.

Internal Service Funds
The Internal Service Fund is to account for the financing of goods and services provided by one fund to the other departments of the City. These services are provided on a cost reimbursement basis or are partially or fully self-funded through interest earnings on dedicated reserves.

DRAFT

City of Faribault
Nonmajor Governmental Funds
Combining Balance Sheet
December 31, 2024

	Special Revenue	Capital Projects	Debt Service	Total Nonmajor Governmental Funds
Assets				
Cash and investments	$ 4,502,228	$ 836,269	$ 2,141,428	$ 7,479,925
Taxes receivable - current	5,170	55	14,927	20,152
Taxes receivable - delinquent	4,192	155	14,077	18,424
Accounts receivable	5,320	71,964	10,365	87,649
Interest receivable	4,572	2,252	6,700	13,524
Due from other governments	51,155	-	-	51,155
Due from component unit	63,653	49,974	-	113,627
Notes receivable	67,590	-	-	67,590
Leases receivable	350,302	-	-	350,302
Special assessments receivable				
Current	-	-	1,155	1,155
Delinquent	-	-	4,780	4,780
Deferred	-	-	224,455	224,455
Prepaid items	3,500	-	-	3,500
Total assets	$ 5,057,682	$ 960,669	$ 2,417,887	$ 8,436,238
Liabilities				
Accounts payable	$ 292,068	$ 24,515	$ -	$ 316,583
Deposits payable	909	-	-	909
Due to other funds	45,531	151,539	1,048	198,118
Due to other governments	49,798	-	-	49,798
Unearned revenue	51,155	89,831	-	140,986
Total liabilities	439,461	265,885	1,048	706,394
Deferred Inflows of Resources				
Unavailable revenue - property taxes	4,192	155	14,077	18,424
Unavailable revenue - special assessments	-	-	229,235	229,235
Deferred inflows of resources related to leases receivable	350,302	-	-	350,302
Total deferred inflows of resources	354,494	155	243,312	597,961
Fund Balances				
Nonspendable	3,500	-	-	3,500
Restricted	724,537	-	2,173,527	2,898,064
Committed	3,140,775	694,629	-	3,835,404
Assigned	394,915	-	-	394,915
Total fund balances	4,263,727	694,629	2,173,527	7,131,883
Total liabilities, deferred inflows of resources, and fund balances	$ 5,057,682	$ 960,669	$ 2,417,887	$ 8,436,238

DRAFT

(THIS PAGE LEFT BLANK INTENTIONALLY)

DRAFT

City of Faribault
Nonmajor Governmental Funds
Combining Statement of Revenues, Expenditures, and Changes in Fund Balances
Year Ended December 31, 2024

	Special Revenue	Capital Projects	Debt Service	Total Nonmajor Governmental Funds
Revenues				
Taxes	$ 517,919	$ 104	$ 1,318,813	$ 1,836,836
Special assessments	-	-	49,863	49,863
Intergovernmental	55,945	444,148	165,180	665,273
Charges for services	203,523	266,694	40,769	510,986
Miscellaneous				
Investment income	193,797	34,054	61,911	289,762
Other	16,276	2,499	-	18,775
Total revenues	987,460	747,499	1,636,536	3,371,495
Expenditures				
Current				
General government	54,533	222,186	-	276,719
Public safety	90	8,419	-	8,509
Culture and recreation	-	278,690	-	278,690
Community development	980,742	-	-	980,742
Mass transportation and airport	169,120	-	-	169,120
Debt service				
Principal	1,292	-	1,260,000	1,261,292
Interest and other charges	54	-	237,248	237,302
Capital outlay				
General government	-	466,074	-	466,074
Public safety	-	184,395	-	184,395
Public works	-	260,304	-	260,304
Culture and recreation	127,791	358,475	-	486,266
Mass transportation and airport	397	-	-	397
Total expenditures	1,334,019	1,778,543	1,497,248	4,609,810
Excess of revenues over (under) expenditures	(346,559)	(1,031,044)	139,288	(1,238,315)
Other Financing Sources (Uses)				
Proceeds from sale of capital asset	27,965	141,636	-	169,601
Transfers in	-	135,473	25,000	160,473
Transfers out	-	(169,162)	-	(169,162)
Total other financing sources (uses)	27,965	107,947	25,000	160,912
Net change in fund balances	(318,594)	(923,097)	164,288	(1,077,403)
Fund Balances				
Beginning of year	4,582,321	1,617,726	2,009,239	8,209,286
End of year	$ 4,263,727	$ 694,629	$ 2,173,527	$ 7,131,883

DRAFT

City of Faribault
Nonmajor Special Revenue Funds
Combining Balance Sheet
December 31, 2024

	Special Revenue			
	Charitable Gambling (210)	General Government Buildings (211)	Forfeiture Fund (215)	Library Donation (217)
Assets				
Cash and investments	$ 45,748	$ 116,478	$ 15,866	$ 2,944,103
Taxes receivable - current	-	-	-	-
Taxes receivable - delinquent	-	-	-	-
Accounts receivable	-	100	-	-
Interest receivable	141	357	49	-
Due from other governments	-	-	-	-
Due from component unit	-	-	-	-
Notes receivable	-	-	-	-
Leases receivable	-	-	-	-
Prepaid items	-	-	-	-
Total assets	$ 45,889	$ 116,935	$ 15,915	$ 2,944,103
Liabilities				
Accounts payable	$ -	$ -	$ -	$ -
Deposits payable	-	909	-	-
Due to other funds	-	-	-	-
Due to other governments	-	-	-	-
Unearned revenue	-	-	-	-
Total liabilities	-	909	-	-
Deferred Inflows of Resources				
Unavailable revenue - property taxes	-	-	-	-
Deferred inflows of resources related to leases receivable	-	-	-	-
Total deferred inflows of resources	-	-	-	-
Fund Balances				
Nonspendable	-	-	-	-
Restricted				
Charitable gambling	45,889	-	-	-
Forfeited and seized assets	-	-	15,915	-
Rehabilitation projects	-	-	-	-
Revolving loans	-	-	-	-
Committed				
General government buildings	-	116,026	-	-
Library donation	-	-	-	2,932,831
Airport	-	-	-	-
Community development	-	-	-	-
Assigned				
Capital improvements	-	-	-	-
Library donation	-	-	-	11,272
Other	-	-	-	-
Total fund balances	45,889	116,026	15,915	2,944,103
Total liabilities, deferred inflows of resources, and fund balances	$ 45,889	$ 116,935	$ 15,915	$ 2,944,103

DRAFT

Special Revenue				
Municipal Airport (225)	CED Administration (239, 240)	Rental Housing Rehabilitation (241)	SCDP Revolving Loan Fund (242)	Total Nonmajor Special Revenue Funds
$ 786,713	$ -	$ 197,645	$ 395,675	$ 4,502,228
-	5,170	-	-	5,170
-	4,192	-	-	4,192
5,220	-	-	-	5,320
2,202	-	607	1,216	4,572
51,155	-	-	-	51,155
-	63,653	-	-	63,653
-	-	-	67,590	67,590
350,302	-	-	-	350,302
3,500	-	-	-	3,500
$ 1,199,092	$ 73,015	$ 198,252	$ 464,481	$ 5,057,682
$ 14,022	$ 278,046	$ -	$ -	$ 292,068
-	-	-	-	909
-	45,531	-	-	45,531
-	49,798	-	-	49,798
51,155	-	-	-	51,155
65,177	373,375	-	-	439,461
-	4,192	-	-	4,192
350,302	-	-	-	350,302
350,302	4,192	-	-	354,494
3,500	-	-	-	3,500
-	-	-	-	45,889
-	-	-	-	15,915
-	-	198,252	-	198,252
-	-	-	464,481	464,481
-	-	-	-	116,026
-	-	-	-	2,932,831
91,918	-	-	-	91,918
-	-	-	-	-
688,195	-	-	-	688,195
-	-	-	-	11,272
-	(304,552)	-	-	(304,552)
783,613	(304,552)	198,252	464,481	4,263,727
$ 1,199,092	$ 73,015	$ 198,252	$ 464,481	$ 5,057,682

DRAFT

City of Faribault
Nonmajor Special Revenue Funds
Combining Statement of Revenues, Expenditures, and Changes in Fund Balances
Year Ended December 31, 2024

	Special Revenue			
	Charitable Gambling (210)	General Government Buildings (211)	Forfeiture Fund (215)	Library Donation (217)
Revenues				
Taxes	$ 44,775	$ -	$ -	$ -
Intergovernmental	-	-	-	-
Charges for services				
Program fees	-	-	-	-
Rents	-	13,590	-	-
Miscellaneous				
Investment income	2,126	5,398	737	54,710
Other	-	191	-	-
Total revenues	46,901	19,179	737	54,710
Expenditures				
Current				
General government	49,658	4,875	-	-
Public safety	-	-	90	-
Community development	-	-	-	-
Mass transportation and airport	-	-	-	-
Debt service				
Principal	-	-	-	-
Interest and other charges	-	-	-	-
Capital outlay				
Culture and recreation	-	-	-	127,791
Mass transportation and airport	-	-	-	-
Total expenditures	49,658	4,875	90	127,791
Excess of revenues over (under) expenditures	(2,757)	14,304	647	(73,081)
Other Financing Sources (Uses)				
Lease issuance	-	-	-	-
Net change in fund balances	(2,757)	14,304	647	(73,081)
Fund Balances				
Beginning of year	48,646	101,722	15,268	3,017,184
End of year	$ 45,889	$ 116,026	$ 15,915	$ 2,944,103

DRAFT

Special Revenue				
Municipal Airport (225)	CED Administration (239, 240)	Rental Housing Rehabilitation (241)	SCDP Revolving Loan Fund (242)	Total Nonmajor Special Revenue Funds
$ -	$ 473,144	$ -	$ -	$ 517,919
55,945	-	-	-	55,945
-	64,793	-	-	64,793
125,140	-	-	-	138,730
103,272	-	9,171	18,383	193,797
13,311	25	-	2,749	16,276
297,668	537,962	9,171	21,132	987,460
-	-	-	-	54,533
-	-	-	-	90
-	980,742	-	-	980,742
169,120	-	-	-	169,120
-	1,292	-	-	1,292
-	54	-	-	54
-	-	-	-	127,791
397	-	-	-	397
169,517	982,088	-	-	1,334,019
128,151	(444,126)	9,171	21,132	(346,559)
27,965	-	-	-	27,965
156,116	(444,126)	9,171	21,132	(318,594)
627,497	139,574	189,081	443,349	4,582,321
$ 783,613	$ (304,552)	$ 198,252	$ 464,481	$ 4,263,727

DRAFT

City of Faribault
Schedule of Revenues, Expenditures, and
Changes in Fund Balances -
Budget and Actual
Charitable Gambling Fund
Year Ended December 31, 2024
With Comparative Actual Amounts for the Year Ended December 31, 2023

	2024				2023
	Budgeted Amounts				
	Original	Final	Actual Amounts	Variance with Final Budget - Over (Under)	Actual Amounts
Revenues					
Taxes	$ 40,000	$ 40,000	$ 44,775	$ 4,775	$ 47,234
Miscellaneous					
Investment income	1,290	1,290	2,126	836	2,679
Total revenues	41,290	41,290	46,901	5,611	49,913
Expenditures					
Current					
General government					
Other services and charges	30,850	30,850	49,658	18,808	55,192
Net change in fund balances	$ 10,440	$ 10,440	(2,757)	$ (13,197)	(5,279)
Fund Balances					
Beginning of year			48,646		53,925
End of year			$ 45,889		$ 48,646

DRAFT

City of Faribault
Schedule of Revenues, Expenditures, and
Changes in Fund Balances -
Budget and Actual
General Government Buildings Fund
Year Ended December 31, 2024
With Comparative Actual Amounts for the Year Ended December 31, 2023

	2024				2023
	Budgeted Amounts				
	Original	Final	Actual Amounts	Variance with Final Budget - Over (Under)	Actual Amounts
Revenues					
Charges for services					
Rent	$ 14,400	$ 14,400	$ 13,590	$ (810)	$ 16,814
Miscellaneous					
Investment income	2,170	2,170	5,398	3,228	5,057
Other	-	-	191	191	-
Total revenues	16,570	16,570	19,179	2,609	21,871
Expenditures					
Current					
General government					
Supplies	500	500	-	(500)	-
Other services and charges	7,750	7,750	4,875	(2,875)	5,261
Total expenditures	8,250	8,250	4,875	(3,375)	5,261
Net change in fund balances	$ 8,320	$ 8,320	14,304	$ 5,984	16,610
Fund Balances					
Beginning of year			101,722		85,112
End of year			$ 116,026		$ 101,722

DRAFT

City of Faribault
Schedule of Revenues, Expenditures, and
Changes in Fund Balances -
Budget and Actual
Public Safety Programs Fund
Year Ended December 31, 2024
With Comparative Actual Amounts for the Year Ended December 31, 2023

	2024				2023
	Budgeted Amounts			Variance with Final Budget -	
	Original	Final	Actual Amounts	Over (Under)	Actual Amounts
Revenues					
Fines and forfeitures	$ -	$ -	$ -	$ -	$ 3,500
Miscellaneous					
Investment income	960	960	737	(223)	1,367
Total revenues	960	960	737	(223)	4,867
Expenditures					
Current					
Public safety					
Supplies	2,500	2,500	-	(2,500)	29,615
Other services and charges	1,000	1,000	90	(910)	-
Total expenditures	3,500	3,500	90	(3,410)	29,615
Net change in fund balances	$ (2,540)	$ (2,540)	647	$ 3,187	(24,748)
Fund Balances					
Beginning of year			15,268		40,016
End of year			$ 15,915		$ 15,268

DRAFT

City of Faribault
Schedule of Revenues, Expenditures, and
Changes in Fund Balances -
Budget and Actual
Municipal Airport Fund
Year Ended December 31, 2024
With Comparative Actual Amounts for the Year Ended December 31, 2023

	2024				2023
	Budgeted Amounts				
	Original	Final	Actual Amounts	Variance with Final Budget - Over (Under)	Actual Amounts
Revenues					
Taxes	$ -	$ -	$ -	$ -	$ 197
Charges for services					
Rents	145,624	145,624	125,140	(20,484)	149,681
Intergovernmental					
Federal	-	-	32,000	32,000	56,411
State	259,636	259,636	23,945	(235,691)	31,839
Miscellaneous					
Investment income	7,880	7,880	103,272	95,392	24,280
Other	-	-	13,311	13,311	1,921
Total revenues	413,140	413,140	297,668	(115,472)	264,329
Expenditures					
Current					
Mass transportation and airport					
Supplies	7,900	7,900	10,127	2,227	16,073
Other services and charges	127,632	127,632	158,993	31,361	106,237
Debt service					
Principal	-	-	-	-	10,250
Capital outlay					
Mass transportation and airport	325,000	325,000	397	(324,603)	108,321
Total expenditures	460,532	460,532	169,517	(291,015)	240,881
Excess of revenues over (under) expenditures	(47,392)	(47,392)	128,151	175,543	23,448
Other Financing Sources					
Lease issuance	-	-	27,965	27,965	-
Transfers in	-	-	-	-	3,597
Total other financing sources	-	-	27,965	27,965	3,597
Net change in fund balances	$ (47,392)	$ (47,392)	156,116	$ 203,508	27,045
Fund Balances					
Beginning of year			627,497		600,452
End of year			$ 783,613		$ 627,497

DRAFT

City of Faribault
Schedule of Revenues, Expenditures, and
Changes in Fund Balances -
Budget and Actual
Community Development Fund
Year Ended December 31, 2024
With Comparative Actual Amounts for the Year Ended December 31, 2023

	2024				2023
	Budgeted Amounts				
	Original	Final	Actual Amounts	Variance with Final Budget - Over (Under)	Actual Amounts
Revenues					
Taxes	$ 475,800	$ 475,800	$ 473,144	$ (2,656)	$ 520,888
Charges for services					
Program fees	1,140	1,140	64,793	63,653	184,248
Intergovernmental	103,798	103,798	-	(103,798)	597,191
Miscellaneous					
Investment income	-	-	-	-	9,097
Other	-	-	25	25	1,040
Total revenues	580,738	580,738	537,962	(42,776)	1,312,464
Expenditures					
Current					
Community development					
Personnel services	348,966	348,966	272,494	(76,472)	432,498
Supplies	3,900	3,900	1,617	(2,283)	3,427
Other services and charges	439,480	439,480	706,631	267,151	1,013,518
Debt service					
Principal	-	-	1,292	1,292	-
Interest and other charges	-	-	54	54	-
Total expenditures	792,346	792,346	982,088	189,742	1,449,443
Net change in fund balances	$ (211,608)	$ (211,608)	(444,126)	$ (232,518)	(136,979)
Fund Balances					
Beginning of year			139,574		277,899
End of year			$ (304,552)		$ 140,920

DRAFT

City of Faribault
Schedule of Revenues, Expenditures, and
Changes in Fund Balances -
Budget and Actual
Rental Housing Rehabilitation Fund
Year Ended December 31, 2024
With Comparative Actual Amounts for the Year Ended December 31, 2023

	2024				2023
	Budgeted Amounts				
	Original	Final	Actual Amounts	Variance with Final Budget - Over (Under)	Actual Amounts
Revenues					
Miscellaneous					
Investment income	$ 4,380	$ 4,380	$ 9,171	$ 4,791	$ 9,707
Net change in fund balances	$ 4,380	$ 4,380	9,171	$ 4,791	9,707
Fund Balances					
Beginning of year			189,081		179,374
End of year			$ 198,252		$ 189,081

DRAFT

City of Faribault
Schedule of Revenues, Expenditures, and
Changes in Fund Balances -
Budget and Actual
SCDP Revolving Loan Fund
Year Ended December 31, 2024
With Comparative Actual Amounts for the Year Ended December 31, 2023

	2024				2023
	Budgeted Amounts				
	Original	Final	Actual Amounts	Variance with Final Budget - Over (Under)	Actual Amounts
Revenues					
Miscellaneous					
Investment income	$ 12,880	$ 12,880	$ 18,383	$ 5,503	$ 18,750
Other	1,679	1,679	2,749	1,070	1,810
Total revenues	14,559	14,559	21,132	6,573	20,560
Expenditures					
Current					
Community development					
Other services and charges	84,000	84,000	-	(84,000)	-
Net change in fund balances	$ (69,441)	$ (69,441)	21,132	$ 90,573	20,560
Fund Balances					
Beginning of year			443,349		422,789
End of year			$ 464,481		$ 443,349

DRAFT

City of Faribault
Nonmajor Capital Projects Funds
Combining Balance Sheet -
December 31, 2024

	Capital Projects		
	Capital Replacement General (431)	Public Facility Projects (437)	Total Nonmajor Capital Projects Funds
Assets			
Cash and investments	$ 836,269	$ -	$ 836,269
Taxes receivable - current	43	12	55
Taxes receivable - delinquent	121	34	155
Accounts receivable	19,273	52,691	71,964
Interest receivable	2,252	-	2,252
Due from component unit	-	49,974	49,974
Total assets	$ 857,958	$ 102,711	$ 960,669
Liabilities			
Accounts payable	$ 24,515	$ -	$ 24,515
Due to other funds		151,539	151,539
Unearned revenue	89,831	-	89,831
Total liabilities	114,346	151,539	265,885
Deferred Inflows of Resources			
Unavailable revenue - property taxes	121	34	155
Fund Balances			
Committed			
Encumbrances	743,491	(48,862)	694,629
Total fund balances	743,491	(48,862)	694,629
Total liabilities, deferred inflows of resources, and fund balances	$ 857,958	$ 102,711	$ 960,669

DRAFT

City of Faribault
Nonmajor Capital Projects Funds
Combining Statement of Revenues, Expenditures, and Changes in Fund Balances
Year Ended December 31, 2024

	Capital Projects		
	Capital Replacement General (431)	Public Facility Projects (437)	Total Nonmajor Capital Projects Funds
Revenues			
Taxes	$ 81	$ 23	$ 104
Intergovernmental	444,148	-	444,148
Charges for services	59,380	207,314	266,694
Miscellaneous			
Investment income	34,054	-	34,054
Other	-	2,499	2,499
Total revenues	537,663	209,836	747,499
Expenditures			
Current			
General government	158,247	63,939	222,186
Public safety	-	8,419	8,419
Culture and recreation	208,149	70,541	278,690
Capital outlay			
General government	-	466,074	466,074
Public safety	175,979	8,416	184,395
Public works	260,304	-	260,304
Culture and recreation	246,013	112,462	358,475
Total expenditures	1,048,692	729,851	1,778,543
Excess of revenues over (under) expenditures	(511,029)	(520,015)	(1,031,044)
Other Financing Sources (Uses)			
Proceeds from sale of capital asset	141,636	-	141,636
Transfers in	110,473	25,000	135,473
Transfers out	(169,162)	-	(169,162)
Total other financing sources (uses)	82,947	25,000	107,947
Net change in fund balances	(428,082)	(495,015)	(923,097)
Fund balances			
Beginning of year	1,171,573	446,153	1,617,726
End of year	$ 743,491	$ (48,862)	$ 694,629

DRAFT

City of Faribault
Schedule of Revenues, Expenditures, and
Changes in Fund Balances -
Budget and Actual
Street Improvement Projects Fund
Year Ended December 31, 2024
With Comparative Actual Amounts for the Year Ended December 31, 2023

	2024				2023
	Budgeted Amounts			Variance with Final Budget -	
	Original	Final	Actual Amounts	Over (Under)	Actual Amounts
Revenues					
Taxes	$ -	$ -	$ 734	$ 734	$ 1,600
Special assessments	196,816	196,816	338,287	141,471	278,299
Intergovernmental	1,321,076	1,321,076	1,504,240	183,164	4,233,958
Charges for services	1,536,000	1,536,000	1,820,918	284,918	1,701,506
Investment income	58,190	58,190	65,561	7,371	96,145
Other	-	-	1,826	1,826	66,134
Total revenues	3,112,082	3,112,082	3,731,566	619,484	6,377,642
Expenditures					
Current					
Pubilc works	100,000	108,489	1,461,210	1,352,721	111,797
Capital outlay					
Pubilc works	4,316,700	4,316,700	4,601,411	284,711	5,395,106
Total expenditures	4,416,700	4,425,189	6,062,621	1,637,432	5,506,903
Excess of revenues over (under) expenditures	(1,304,618)	(1,313,107)	(2,331,055)	(1,017,948)	870,739
Other Financing Sources					
Transfers in	164,000	164,000	164,000	-	8,772
Net change in fund balances	$ (1,140,618)	$ (1,149,107)	(2,167,055)	$ (1,017,948)	879,511
Fund Balances					
Beginning of year			3,287,022		2,407,511
End of year			$ 1,119,967		$ 3,287,022

DRAFT

City of Faribault
Schedule of Revenues, Expenditures, and
Changes in Fund Balances -
Budget and Actual
Park Improvements Fund
Year Ended December 31, 2024
With Comparative Actual Amounts for the Year Ended December 31, 2023

	2024				2023
	Budgeted Amounts			Variance with Final Budget -	
	Original	Final	Actual Amounts	Over (Under)	Actual Amounts
Revenues					
Taxes	$ -	$ -	$ 23	$ 23	$ 148
Charges for services	630,000	630,000	330,467	(299,533)	665,764
Miscellaneous					
Investment income	2,702	2,702	56,331	53,629	26,830
Other	50,000	50,000	-	(50,000)	60,915
Total revenues	682,702	682,702	386,821	(295,881)	753,657
Expenditures					
Current					
Community development	-	-	1,070,874	1,070,874	34,649
Other charges	-	-	11,815	11,815	-
Capital outlay					
Culture and recreation	9,095,000	9,095,000	154,989	(8,940,011)	733,075
Total expenditures	9,095,000	9,095,000	1,237,678	(7,857,322)	767,724
Excess of revenues over (under) expenditures	(8,412,298)	(8,412,298)	(850,857)	7,561,441	(14,067)
Other Financing Sources					
Proceeds from sale of capital asset	-	-	98,000	98,000	-
Bond proceeds	9,000,000	9,000,000	-	(9,000,000)	-
Transfers in	86,000	86,000	86,000	-	250,000
Net change in fund balances	$ 673,702	$ 673,702	(666,857)	$ (1,340,559)	235,933
Fund Balances					
Beginning of year			671,014		435,081
End of year			$ 4,157		$ 671,014

DRAFT

City of Faribault
Schedule of Revenues, Expenditures, and
Changes in Fund Balances -
Budget and Actual
Capital Replacement Grant Fund
Year Ended December 31, 2024
With Comparative Actual Amounts for the Year Ended December 31, 2023

	2024				2023
	Budgeted Amounts				
	Original	Final	Actual Amounts	Variance with Final Budget - Over (Under)	Actual Amounts
Revenues					
Taxes	$ -	$ -	$ 81	$ 81	$ 514
Intergovernmental	826,607	826,607	444,148	(382,459)	-
Charges for services	58,000	58,000	59,380	1,380	59,087
Miscellaneous					
Investment income	135	135	34,054	33,919	72,386
Other	-	-	-	-	31,630
Total revenues	884,742	884,742	537,663	(347,079)	163,617
Expenditures					
Current					
General government	444,148	444,148	158,247	(285,901)	2,497
Public safety	-	-	-	-	18,654
Culture and recreation	-	-	208,149	208,149	-
Capital outlay					
General government	148,461	148,461	-	(148,461)	16,929
Public safety	391,459	1,554,964	175,979	(1,378,985)	129,574
Public works	555,000	624,828	260,304	(364,524)	585,597
Culture and recreation	366,700	417,693	246,013	(171,680)	318,063
Total expenditures	1,905,768	3,190,094	1,048,692	(2,141,402)	1,071,314
Excess of revenues over (under) expenditures	(1,021,026)	(2,305,352)	(511,029)	1,794,323	(907,697)
Other Financing Sources (Uses)					
Proceeds from sale of capital asset	17,000	17,000	141,636	124,636	103,330
Transfers in	61,339	110,473	110,473	-	50,605
Transfers out	-	(169,162)	(169,162)	-	-
Total other financing sources (uses)	(611,208)	647,858	82,947	(564,911)	153,935
Net change in fund balances	$ (1,632,234)	$ (1,657,494)	(428,082)	$ 1,229,412	(753,762)
Fund Balances					
Beginning of year			1,171,573		1,925,335
End of year			$ 743,491		$ 1,171,573

DRAFT

City of Faribault
Schedule of Revenues, Expenditures, and
Changes in Fund Balances -
Budget and Actual
Public Facility Projects Fund
Year Ended December 31, 2024
With Comparative Actual Amounts for the Year Ended December 31, 2023

	2024				2023
	Budgeted Amounts				
	Original	Final	Actual Amounts	Variance with Final Budget - Over (Under)	Actual Amounts
Revenues					
Taxes	$ -	$ -	$ 23	$ 23	$ 144
Intergovernmental	-	-	-	-	-
Charges for services	162,000	162,000	207,314	45,314	206,371
Miscellaneous					
Investment income	4,840	4,840	-	(4,840)	25,216
Other	40,000	40,000	2,499	(37,501)	4,499
Total revenues	206,840	206,840	209,836	2,996	236,230
Expenditures					
Current					
General government	-	648,544	63,939	(584,605)	65,152
Public safety	-	-	8,419	8,419	50,210
Culture and recreation	-	-	70,541	70,541	183,147
Capital outlay					
General government	-	-	466,074	466,074	221,974
Public safety	-	-	8,416	8,416	117,217
Culture and recreation	40,000	93,555	112,462	18,907	34,465
Total expenditures	40,000	742,099	729,851	(12,248)	672,165
Excess of revenues over (under) expenditures	166,840	(535,259)	(520,015)	15,244	(435,935)
Other Financing Sources (Uses)					
Proceeds from sale of capital asset	427,966	427,966	-	(427,966)	-
Transfers in	25,000	25,000	25,000	-	25,000
Total other financing sources (uses)	452,966	452,966	25,000	(427,966)	25,000
Net change in fund balances	$ 619,806	$ (82,293)	(495,015)	$ (412,722)	(410,935)
Fund Balances					
Beginning of year			446,153		857,088
End of year			$ (48,862)		$ 446,153

DRAFT

City of Faribault
Nonmajor Debt Service Funds
Combining Balance Sheet
December 31, 2024

	2015A G.O. S/A Imp Bond (346)	2015A G.O. Crossover Refunding Bond (347)	2021A G.O. Improvement Bond (348)	2021B G.O. Refunding Bond (349)	Total
Assets					
Cash and investments	$ 216,024	$ 662,634	$ -	$ 1,262,770	$ 2,141,428
Taxes receivable - current	856	2,059	-	12,012	14,927
Taxes receivable - delinquent	807	1,939	-	11,331	14,077
Accounts receivable	-	-	-	10,365	10,365
Interest receivable	664	2,036	-	4,000	6,700
Special assessment receivable					
Current	1,155	-	-	-	1,155
Delinquent	2,722	-	-	2,058	4,780
Deferred	81,846	-	-	142,609	224,455
Total assets	$ 304,074	$ 668,668	$ -	$ 1,445,145	$ 2,417,887
Liabilities					
Due to other funds	-	-	1,048	-	1,048
Deferred Inflows of Resources					
Unavailable revenue - property taxes	807	1,939	-	11,331	14,077
Unavailable revenue - special assessments	84,568	-	-	144,667	229,235
Total deferred inflows of resources	85,375	1,939	-	155,998	243,312
Fund Balances					
Restricted	218,699	666,729	(1,048)	1,289,147	2,173,527
Total fund balances	218,699	666,729	(1,048)	1,289,147	2,173,527
Total liabilities, deferred inflows of resources, and fund balances	$ 304,074	$ 668,668	$ -	$ 1,445,145	$ 2,417,887

DRAFT

City of Faribault
Nonmajor Debt Service Funds
Combining Statement of Revenues, Expenditures, and Changes in Fund Balances
Year Ended December 31, 2024

	2015A G.O. S/A Imp Bond (346)	2015A G.O. Crossover Refunding Bond (347)	2021A G.O. Improvement Bond (348)	2021B G.O. Refunding Bond (349)	Total
Revenues					
Taxes	$ 75,717	$ 182,309	$ -	$ 1,060,787	$ 1,318,813
Special assessments	19,104	232	-	30,527	49,863
Intergovernmental	-	-	165,180	-	165,180
Charges for services	-	-	-	40,769	40,769
Miscellaneous					
Investment income	10,037	30,785	-	21,089	61,911
Total revenues	104,858	213,326	165,180	1,153,172	1,636,536
Expenditures					
Debt service					
Principal	95,000	160,000	145,000	860,000	1,260,000
Interest and other charges	19,039	13,713	20,180	184,316	237,248
Total expenditures	114,039	173,713	165,180	1,044,316	1,497,248
Excess of revenues over (under) expenditures	(9,181)	39,613	-	108,856	139,288
Other Financing Sources					
Transfers in	-	-	-	25,000	25,000
Net change in fund balances	(9,181)	39,613	-	133,856	164,288
Fund Balances					
Beginning of year	227,880	627,116	(1,048)	1,155,291	2,009,239
End of year	$ 218,699	$ 666,729	$ (1,048)	$ 1,289,147	$ 2,173,527

DRAFT

City of Faribault
Schedule of Revenues, Expenditures, and
Changes in Fund Balances -
Budget and Actual
2015A G.O. S/A Imp Bond Fund
Year Ended December 31, 2024
With Comparative Actual Amounts for the Year Ended December 31, 2023

	2024				2023
	Budgeted Amounts			Variance with Final Budget -	
	Original	Final	Actual Amounts	Over (Under)	Actual Amounts
Revenues					
Taxes	$ 75,985	$ 75,985	$ 75,717	$ (268)	$ 78,950
Special assessments	16,751	16,751	19,104	2,353	20,614
Miscellaneous					
Investment income	5,680	5,680	10,037	4,357	13,225
Total revenues	98,416	98,416	104,858	6,442	112,789
Expenditures					
Debt service					
Principal	95,000	95,000	95,000	-	95,000
Interest and other charges	17,600	17,600	19,039	1,439	21,355
Total expenditures	112,600	112,600	114,039	1,439	116,355
Net change in fund balances	$ (14,184)	$ (14,184)	(9,181)	$ 5,003	(3,566)
Fund Balances					
Beginning of year			227,880		231,446
End of year			$ 218,699		$ 227,880

DRAFT

City of Faribault
Schedule of Revenues, Expenditures, and
Changes in Fund Balances -
Budget and Actual
2015A G.O. Crossover Refunding Bond Fund
Year Ended December 31, 2024
With Comparative Actual Amounts for the Year Ended December 31, 2023

	2024				2023
	Budgeted Amounts				
	Original	Final	Actual Amounts	Variance with Final Budget - Over (Under)	Actual Amounts
Revenues					
Taxes	$ 182,976	$ 182,976	$ 182,309	$ (667)	$ 188,009
Special assessments	-	-	232	232	-
Miscellaneous					
Investment income	14,320	14,320	30,785	16,465	33,624
Total revenues	197,296	197,296	213,326	16,030	221,633
Expenditures					
Debt service					
Principal	160,000	160,000	160,000	-	160,000
Interest and other charges	14,763	14,763	13,713	(1,050)	19,613
Total expenditures	174,763	174,763	173,713	(1,050)	179,613
Net change in fund balances	$ 22,533	$ 22,533	39,613	$ 17,080	42,020
Fund Balances					
Beginning of year			627,116		585,096
End of year			$ 666,729		$ 627,116

DRAFT

City of Faribault
Schedule of Revenues, Expenditures, and
Changes in Fund Balances -
Budget and Actual
2021A G.O. Improvement Bond
Year Ended December 31, 2024
With Comparative Actual Amounts for the Year Ended December 31, 2023

	2024				2023
	Budgeted Amounts				
	Original	Final	Actual Amounts	Variance with Final Budget - Over (Under)	Actual Amounts
Revenues					
Intergovernmental	$ 165,180	$ 165,180	$ 165,180	$ -	$ 162,980
Expenditures					
Debt service					
Principal	145,000	145,000	145,000	-	140,000
Interest and other charges	20,180	20,180	20,180	-	24,030
Total expenditures	165,180	165,180	165,180	-	164,030
Net change in fund balances	$ -	$ -	-	$ -	(1,050)
Fund Balances					
Beginning of year			(1,048)		2
End of year			$ (1,048)		$ (1,048)

DRAFT

City of Faribault
Schedule of Revenues, Expenditures, and
Changes in Fund Balances -
Budget and Actual
2021B G.O. Refunding Bond
Year Ended December 31, 2024
With Comparative Actual Amounts for the Year Ended December 31, 2023

	2024				2023
	Budgeted Amounts			Variance with Final Budget -	
	Original	Final	Actual Amounts	Over (Under)	Actual Amounts
Revenues					
Taxes	$ 1,064,449	$ 1,064,449	$ 1,060,787	$ (3,662)	$ 1,113,921
Special assessments	34,000	34,000	30,527	(3,473)	35,844
Charges for services	51,500	51,500	40,769	(10,731)	40,544
Miscellaneous					
Investment income	24,250	24,250	21,089	(3,161)	65,706
Total revenues	1,174,199	1,174,199	1,153,172	(21,027)	1,256,015
Expenditures					
Debt service					
Principal	860,000	860,000	860,000	-	865,000
Interest and other charges	183,450	183,450	184,316	866	228,208
Total expenditures	1,043,450	1,043,450	1,044,316	866	1,093,208
Excess of revenues over (under) expenditures	130,749	130,749	108,856	(21,893)	162,807
Other Financing Sources					
Transfers in	25,000	25,000	25,000	-	25,000
Net change in fund balances	$ 155,749	$ 155,749	133,856	$ (21,893)	187,807
Fund Balances					
Beginning of year			1,155,291		967,484
End of year			$ 1,289,147		$ 1,155,291

DRAFT

City of Faribault
Internal Service Funds
Combining Statement of Net Position
December 31, 2024

	Workers Compensation (704)	Property/ Liability Insurance (705)	Total
Assets			
Cash and investments	$ 328,864	$ 334,135	$ 662,999
Interest receivable	1,010	1,026	2,036
Total assets	$ 329,874	$ 335,161	$ 665,035
Net Position			
Unrestricted	$ 329,874	$ 335,161	$ 665,035

DRAFT

City of Faribault
Internal Service Funds
Combining Statement of Revenues, Expenses, and
Changes in Net Position
Year Ended December 31, 2024

	Workers Compensation (704)	Property/ Liability Insurance (705)	Total
Operating Expenses			
Claims	$ -	$ 26,640	$ 26,640
Nonoperating Revenues			
Investment income	15,276	15,513	30,789
Miscellaneous revenue	25,701	178,941	204,642
Total nonoperating revenues	40,977	194,454	235,431
Change in net position	40,977	167,814	208,791
Net position, January 1	288,897	167,347	456,244
Net position, December 31	$ 329,874	$ 335,161	$ 665,035

DRAFT

City of Faribault
Internal Service Funds
Combining Statement of Cash Flows
Year Ended December 31, 2024

	Workers Compensation (704)	Property/ Liability Insurance (705)	Total
Cash Flows - Operating Activities			
Payments to suppliers	$ -	$ (59,011)	$ (59,011)
Other operating receipts	25,701	179,245	204,946
Net cash flows - operating activities	25,701	120,234	145,935
Cash Flows - Investing Activities			
Interest received	15,535	15,304	30,839
Net change in cash and cash equivalents	41,236	135,538	176,774
Cash and Cash Equivalents, January 1	287,628	198,597	486,225
Cash and Cash Equivalents, December 31	$ 328,864	$ 334,135	$ 662,999
Reconciliation of Operating Loss to Net Cash Flows - Operating Activities			
Operating loss	$ -	$ (26,640)	$ (26,640)
Adjustments to reconcile operating loss to net cash flows - loss to net cash flows - operating activities			
Other revenues	25,701	180,049	205,750
Accounts receivable	-	304	304
Accounts payable	-	(32,371)	(32,371)
Total adjustments	25,701	146,874	172,575
Net cash flows - operating activities	$ 25,701	$ 120,234	$ 145,935

DRAFT

City of Faribault
Combining Statement of Fiduciary Net Position
December 31, 2024

	Custodial Funds		
	Robinwood Manor	Roberds Lake Sewer District	Total
Assets			
Current			
Cash and investments	$ 1,184,794	$ 21,464	$ 1,206,258
Restricted cash	14,476	-	14,476
Accounts receivable	2,039	11,265	13,304
Due from other governments	451,937	-	451,937
Total current assets	1,653,246	32,729	1,685,975
Capital assets			
Land	62,426	-	62,426
Buildings	1,904,047	-	1,904,047
Building equipment	226,297	-	226,297
Maintenance equipment	86,643	-	86,643
Less accumulated depreciation	(1,787,782)	-	(1,787,782)
Total capital assets	491,631	-	491,631
Total assets	2,144,877	32,729	2,177,606
Liabilities			
Accounts payable	21,030	-	21,030
Accrued property taxes	6,871	-	6,871
Unearned revenue	1,233	-	1,233
Deposits payable	13,243	-	13,243
Due to other governments	-	21,630	21,630
Total liabilities	42,377	21,630	64,007
Net position	$ 2,102,500	$ 11,099	$ 2,113,599

DRAFT

City of Faribault
Combining Statement of Changes in Fiduciary Net Position
Year Ended December 31, 2024

	Custodial Funds		
	Robinwood Manor	Roberds Lake Sewer District	Total
Additions			
Rental income	$ 544,730	$ -	$ 544,730
Investment Income	608	-	608
Sewer charges	-	122,979	122,979
Other	9,034	-	9,034
Total additions	554,372	122,979	677,351
Deductions			
Administrative	114,861	-	114,861
Utilities	49,011	-	49,011
Operating and maintenance	151,359	-	151,359
Insurance	17,647	-	17,647
Sewer expenses	-	125,916	125,916
Depreciation	59,236	-	59,236
Total deductions	392,114	125,916	518,030
Change in net position	162,258	(2,937)	159,321
Net Position			
Beginning of year	1,940,242	14,036	1,954,278
End of year	$ 2,102,500	$ 11,099	$ 2,113,599

DRAFT

City of Faribault
Housing and Redevelopment Authority Component Unit
Combining Balance Sheet
December 31, 2024

		Special Revenue		
	Housing Redevelopment Authority Administration (290)	Public Housing (291)	CRV Mobile Home Rehab (292)	Total
Assets				
Cash and investments	$ 892,495	$ 423,177	$ 59,550	$ 1,375,222
Cash and investments held in escrow	-	565,560	-	565,560
Taxes receivable - current	4,728	-	-	4,728
Taxes receivable - delinquent	4,455	-	-	4,455
Accounts receivable	-	10,367	-	10,367
Interest receivable	2,704	-	183	2,887
Due from other funds	250,000	-	-	250,000
Due from other governments	-	323,068	-	323,068
Notes receivable	13,603	-	18,364	31,967
Prepaid expenses	315	40	-	355
Total assets	$ 1,168,300	$ 1,322,212	$ 78,097	$ 2,568,609
Liabilities				
Accounts payable	$ 1,507	$ 18,369	$ -	$ 19,876
Deposits payable	-	12,365	-	12,365
Due to other funds	-	339,170	-	339,170
Due to other governments	29,513	-	-	29,513
Unearned revenue	-	1,932	-	1,932
Compensated absences	-	-	-	-
Interest payable	-	-	-	-
Total liabilities	31,020	371,836	-	402,856
Deferred Inflows of Resources				
Unavailable revenue - property taxes	4,455	-	-	4,455
Fund Balances				
Restricted				
Public housing	-	950,376	-	950,376
Revolving loans	13,603	-	-	13,603
Mobile home rehab	-	-	78,097	78,097
Unassigned	1,119,222	-	-	1,119,222
Total fund balances	1,132,825	950,376	78,097	2,161,298
Total liabilities, deferred inflows of resources, and fund balances	$ 1,168,300	$ 1,322,212	$ 78,097	$ 2,568,609
Total fund balances reported above				$ 2,161,298

Amounts reported for the Housing and Redevelopment Authority in the Statement of Net Position are different because:

Capital assets used in governmental activities are not financial resources, and therefore, are not reported in the funds	
Cost of capital assets	4,119,587
Less: accumulated depreciation	(2,282,403)
Some receivables are not available soon enough to pay for the current period's expenditures, and therefore are reported as unavailable revenue in the funds	
Delinquent taxes receivable	4,455
Total net position - Housing and Redevelopment Authority	$ 4,002,937

DRAFT

City of Faribault
Housing and Redevelopment Authority Component Unit
Combining Statement of Revenues, Expenditures, and Changes in Fund Balances
Year Ended December 31, 2024

	Housing Redevelopment Authority Administration (290)	Special Revenue: Public Housing (291)	Special Revenue: CRV Mobile Home Rehab (292)	Total
Revenues				
Property taxes	$ 379,823	$ -	$ -	$ 379,823
Intergovernmental	31	-	-	31
Charges for services	-	686,041	-	686,041
Miscellaneous				
Investment income	14,256	606	2,766	17,628
Other	2,735	2,256	-	4,991
Total revenues	396,845	688,903	2,766	1,088,514
Expenditures				
Current				
Housing and redevelopment				
Supplies	-	27,380	-	27,380
Other services and charges	394,983	232,153	-	627,136
Capital outlay				
Housing and redevelopment	-	76,407	-	76,407
Total expenditures	394,983	335,940	-	730,923
Excess of revenues over (under) expenditures	1,862	352,963	2,766	357,591
Other Financing Sources				
Proceeds from sale of capital asset	28,500	-	-	28,500
Net change in fund balances	30,362	352,963	2,766	386,091
Fund Balances				
Beginning of year	1,102,463	597,413	75,331	1,775,207
End of year	$ 1,132,825	$ 950,376	$ 78,097	$ 2,161,298

Amounts reported for the Housing and Redevelopment Authority in the Statement of Activities are different because:

Net change in fund balances - Housing and Redevelopment Authority	$ 386,091
Capital outlays are reported in governmental funds as expenditures. However, in the Statement of Activities the cost of those assets is allocated over their estimated useful lives as depreciation expense.	
Depreciation expense	(72,504)
A gain or loss on the disposal of capital assets, including the difference between carrying value and any related salesproceeds, is included in net position. However, only the sales proceeds are included in the change in fund balance.	(38,984)
Certain revenues are recognized as soon as they are earned. Under the modified accrual basis of accounting, certain revenues cannot be recognized until they are available to liquidate liabilities of the current period.	
Property taxes	(5,770)
Change in net position - Housing and Redevelopment Authority	$ 268,833

DRAFT

City of Faribault
Housing and Redevelopment Authority
(Discretely Presented Component Unit)
Schedule of Revenues, Expenditures, and Changes in Fund Balances - Budget and Actual
HRA Administration Fund
Year Ended December 31, 2024
With Comparative Actual Amounts for the Year Ended December 31, 2023

	2024				2023
	Budgeted Amounts				
	Original	Final	Actual Amounts	Variance with Final Budget - Over (Under)	Actual Amounts
Revenues					
Property taxes	$ 380,253	$ 380,253	$ 379,823	$ (430)	$ 329,896
Charges for service					
Administrative fees	45,250	45,250	-	(45,250)	15,212
Intergovernmental					
State of Minnesota	-	-	31	31	58
Miscellaneous					
Investment income	33,340	33,340	14,256	(19,084)	(25,475)
Other	1,580	1,580	2,735	1,155	6,252
Total revenues	460,423	460,423	396,845	(63,578)	325,943
Expenditures					
Current					
Housing and redevelopment					
Other services and charges	422,639	422,639	394,983	(27,656)	113,642
Loans and grants	-	-	-	-	64,382
Total expenditures	422,639	422,639	394,983	(27,656)	178,024
Excess of revenues over (under) expenditures	37,784	37,784	1,862	(35,922)	147,919
Other Financing Sources					
Proceeds from sale of asset	-	-	28,500	28,500	-
Net change in fund balances	$ 37,784	$ 37,784	30,362	$ (7,422)	147,919
Fund Balances					
Beginning of year			1,102,463		954,544
End of year			$ 1,132,825		$ 1,102,463

DRAFT

City of Faribault
Housing and Redevelopment Authority
(Discretely Presented Component Unit)
Schedule of Revenues, Expenditures, and Changes in Fund Balances -
Budget and Actual
Public Housing Fund
Year Ended December 31, 2024
With Comparative Actual Amounts for the Year Ended December 31, 2023

	2024				2023
	Budgeted Amounts				
	Original	Final	Actual Amounts	Variance with Final Budget - Over (Under)	Actual Amounts
Revenues					
Charges for service					
Rents	$ 631,000	$ 631,000	$ 686,041	$ 55,041	$ 319,964
Intergovernmental					
Federal	-	-	-	-	582,261
Miscellaneous					
Investment income	620	620	606	(14)	9,830
Other	6,000	6,000	2,256	(3,744)	5,116
Total revenues	637,620	637,620	688,903	51,283	917,171
Expenditures					
Current					
Housing and redevelopment					
Other services and charges	451,185	451,185	232,153	(219,032)	408,319
Supplies	23,000	23,000	27,380	4,380	10,159
Capital outlay					
Housing and redevelopment	-	-	76,407	76,407	-
Total expenditures	474,185	474,185	335,940	(138,245)	418,478
Net change in fund balances	$ 163,435	$ 163,435	352,963	$ 189,528	498,693
Fund Balances					
Beginning of year			597,413		98,720
End of year			$ 950,376		$ 597,413

DRAFT

(THIS PAGE LEFT BLANK INTENTIONALLY)

DRAFT

City of Faribault
Housing and Redevelopment Authority
(Discretely Presented Component Unit)
Schedule of Revenues, Expenditures, and Changes in Fund Balances -
Budget and Actual - CRV Mobile Home Rehab
Year Ended December 31, 2024
With Comparative Actual Amounts for the Year Ended December 31, 2023

	2024				2023
	Budgeted Amounts				
	Original	Final	Actual Amounts	Variance with Final Budget - Over (Under)	Actual Amounts
Revenues					
Miscellaneous					
Investment income	$ 1,320	$ 1,320	$ 2,766	$ 1,446	$ 2,935
Fund Balances					
Beginning of year			75,331		72,396
End of year			$ 78,097		$ 75,331

DRAFT

City of Faribault
Economic Development Authority Component Unit
Combining Balance Sheet
December 31, 2024

		Special Revenue		
	Economic Development Authority Administration (250)	Industrial Development Loan Program (252)	MN Investment Fund - Federal (253)	MN Investment Fund (254)
Assets				
Cash and investments	$ 1,321,657	$ 27,423	$ 655,041	$ 19,264
Taxes receivable - current	4,636	-	-	-
Taxes receivable - delinquent	4,366	-	-	-
Interest receivable	4,077	69	2,013	59
Notes receivable	508,290	273,014	-	-
Total assets	$ 1,843,026	$ 300,506	$ 657,054	$ 19,323
Liabilities				
Accounts payable	$ 5,154	$ -	$ -	$ -
Escrow payable	-	-	-	-
Due to primary government	-	-	-	-
Advances from other funds	500,000	-	-	-
Unearned revenue	-	-	-	-
Interest payable	-	-	-	-
Total liabilities	505,154	-	-	-
Deferred Inflows of Resources				
Unavailable revenue - property taxes	4,366	-	-	-
Fund Balances				
Restricted				
Revolving loans	-	300,506	657,054	19,323
Assigned for revolving loans	-	-	-	-
Unassigned	1,333,506	-	-	-
Total fund balances	1,333,506	300,506	657,054	19,323
Total liabilities, deferred inflows of resources, and fund balances	$ 1,843,026	$ 300,506	$ 657,054	$ 19,323
Total fund balances reported above				
Amounts reported for the Economic Development Authority in the Statement of Net Position are different because:				
Capital assets used in governmental activities are not financial resources and, therefore, are not reported as assets in governmental funds				
Cost of capital assets				
Some receivables are not available soon enough to pay for the current period's expenditures, and therefore are reported as unavailable revenue in the fund				
Delinquent taxes receivable				
Total net position - Economic Development Authority				

DRAFT

Capital Projects		
EDA Revolving Fund (251)	TIF Capital Projects	Total
$ 226,464	$ 357,152	$ 2,607,001
-	5,024	9,660
-	-	4,366
697	1,029	7,944
97,000	-	878,304
$ 324,161	$ 363,205	$ 3,507,275
$ -	$ 132,269	$ 137,423
5,000	-	5,000
-	786,033	786,033
-	-	500,000
97,000	-	97,000
-	76,215	76,215
102,000	994,517	1,601,671
-	-	4,366
-	-	976,883
222,161	-	222,161
-	(631,312)	702,194
222,161	(631,312)	1,901,238
$ 324,161	$ 363,205	$ 3,507,275
		$ 1,901,238
		91,834
		4,366
		$ 1,997,438

DRAFT

City of Faribault
Economic Development Authority Component Unit
Combining Statement of Revenues, Expenditures, and Changes in Fund Balances
Year Ended December 31, 2024

		Special Revenue		
	Economic Development Authority Administration (250)	Industrial Development Loan Program (252)	MN Investment Fund - Federal (253)	MN Investment Fund (254)
Revenues				
Taxes	$ 372,231	$ -	$ -	$ -
Tax increments	-	-	-	-
Intergovernmental	125,031	-	-	-
Charges for services	1,150	-	-	-
Miscellaneous				
Investment income	61,635	1,050	30,433	895
Other	23,576	3,936	-	4,375
Total revenues	583,623	4,986	30,433	5,270
Expenditures				
Current				
Economic development				
Supplies	67	-	-	-
Other services and charges	564,396	-	-	-
Debt service				
Interest and other charges	-	-	-	-
Total expenditures	564,463	-	-	-
Excess of revenues over (under) expenditures	19,160	4,986	30,433	5,270
Other Financing Sources (Uses)				
Loss on disposal of land held for resale	-	-	-	-
Net change in fund balances	19,160	4,986	30,433	5,270
Fund Balances				
Beginning of year	1,314,346	295,520	626,621	14,053
End of year	$ 1,333,506	$ 300,506	$ 657,054	$ 19,323

Net change in fund balances - Economic Development Authority

Amounts reported for the Economic Development Authority in the statement of activities are different because:

Certain revenues are recognized as soon as they are earned. Under the modifed accrual basis of accounting, certain revenues cannot be recognized until they are available to liquidate liabilities of the current period
Property taxes

Change in net position - Economic Development Authority

DRAFT

Capital Projects		
EDA Revolving Fund (251)	TIF Capital Projects	Total
$ -	$ -	$ 372,231
-	425,066	425,066
-	-	125,031
-	-	1,150
10,535	15,916	120,464
5,169	-	37,056
15,704	440,982	1,080,998
-	-	67
200,000	366,342	1,130,738
-	33,996	33,996
200,000	400,338	1,164,801
(184,296)	40,644	(83,803)
-	(193,379)	(193,379)
(184,296)	(152,735)	(277,182)
406,457	(478,577)	2,178,420
$ 222,161	$ (631,312)	$ 1,901,238
		$ (277,182)
		1,200
		$ (275,982)

DRAFT

City of Faribault
Economic Development Authority
(Discretely Presented Component Unit)
Schedule of Revenues, Expenditures, and Changes in Fund Balances - Budget and Actual
EDA Administration Fund
Year Ended December 31, 2024
With Comparative Actual Amounts for the Year Ended December 31, 2023

	2024				2023
	Budgeted Amounts			Variance with Final Budget -	
	Original	Final	Actual Amounts	Over (Under)	Actual Amounts
Revenues					
Property taxes	$ 372,648	$ 372,648	$ 372,231	$ (417)	$ 323,297
Charges for service	2,500	2,500	1,150	(1,350)	938
Intergovernmental	-	-	125,031	125,031	57
Miscellaneous					
Investment income	20,580	20,580	61,635	41,055	59,415
Other	883	883	23,576	22,693	15,815
Total revenues	396,611	396,611	583,623	187,012	399,522
Expenditures					
Current					
Economic development					
Other services and charges	1,170,361	1,170,361	564,396	(605,965)	127,254
Supplies	250	250	67	(183)	-
Total expenditures	1,170,611	1,170,611	564,463	(606,148)	127,254
Excess of revenues over (under) expenditures	(774,000)	(774,000)	19,160	793,160	272,268
Other Financing Uses					
Transfers out	-	-	-	-	(45,638)
Net change in fund balances	$ (774,000)	$ (774,000)	19,160	$ 793,160	226,630
Fund Balances					
Beginning of year			1,314,346		1,087,716
End of year			$ 1,333,506		$ 1,314,346

DRAFT

City of Faribault
Economic Development Authority
(Discretely Presented Component Unit)
Schedule of Revenues, Expenditures, and Changes in Fund Balances -
Budget and Actual
Industrial Development Loan Program Fund
Year Ended December 31, 2024
With Comparative Actual Amounts for the Year Ended December 31, 2023

	2024				2023
	Budgeted Amounts				
	Original	Final	Actual Amounts	Variance with Final Budget - Over (Under)	Actual Amounts
Revenues					
Miscellaneous					
Investment income	$ 5,940	$ 5,940	$ 1,050	$ (4,890)	$ 13,327
Other	1,691	1,691	3,936	2,245	2,299
Total revenues	7,631	7,631	4,986	(2,645)	15,626
Expenditures					
Current					
Economic development					
Other services and charges	100,000	100,000	-	(100,000)	-
Net change in fund balances	$ (92,369)	$ (92,369)	4,986	$ 97,355	15,626
Fund Balances					
Beginning of year			295,520		279,894
End of year			$ 300,506		$ 295,520

DRAFT

City of Faribault
Economic Development Authority
(Discretely Presented Component Unit)
Schedule of Revenues, Expenditures, and Changes in Fund Balances - Budget and Actual
Minnesota Investment Fund - Federal
Year Ended December 31, 2024
With Comparative Actual Amounts for the Year Ended December 31, 2023

	2024				2023
	Budgeted Amounts				
	Original	Final	Actual Amounts	Variance with Final Budget - Over (Under)	Actual Amounts
Revenues					
Miscellaneous					
Investment income	$ 14,510	$ 14,510	$ 30,433	$ 15,923	$ 32,166
Fund Balances					
Beginning of year			626,621		594,455
End of year			$ 657,054		$ 626,621

DRAFT

City of Faribault
Economic Development Authority
(Discretely Presented Component Unit)
Schedule of Revenues, Expenditures, and Changes in Fund Balances - Budget and Actual
Minnesota Investment Fund
Year Ended December 31, 2024
With Comparative Actual Amounts for the Year Ended December 31, 2023

	2024				2023
	Budgeted Amounts				
	Original	Final	Actual Amounts	Variance with Final Budget - Over (Under)	Actual Amounts
Revenues					
Miscellaneous					
Investment income	$ 320	$ 320	$ 895	$ 575	$ 722
Other	-	-	4,375	4,375	-
Total revenues	320	320	5,270	4,950	722
Fund Balances					
Beginning of year			14,053		13,331
End of year			$ 19,323		$ 14,053

DRAFT

City of Faribault
Economic Development Authority
(Discretely Presented Component Unit)
Schedule of Revenues, Expenditures, and Changes in Fund Balances - Budget and Actual
EDA Revolving Fund
Year Ended December 31, 2024
With Comparative Actual Amounts for the Year Ended December 31, 2023

	2024				2023
	Budgeted Amounts			Variance with Final Budget -	
	Original	Final	Actual Amounts	Over (Under)	Actual Amounts
Revenues					
Miscellaneous					
Investment income	$ 9,200	$ 9,200	$ 10,535	$ 1,335	$ 20,643
Other	14	14	5,169	5,155	174
Total revenues	9,214	9,214	15,704	6,490	20,817
Expenditures					
Current					
Economic development					
Loans and grants	100,000	100,000	200,000	100,000	-
Net change in fund balances	$ (90,786)	$ (90,786)	(184,296)	$ (93,510)	20,817
Fund Balances					
Beginning of year			406,457		385,640
End of year			$ 222,161		$ 406,457

DRAFT

City of Faribault
Economic Development Authority
(Discretely Presented Component Unit)
Schedule of Revenues, Expenditures, and Changes in Fund Balances -
Budget and Actual
Tax Increment Financing Funds
Year Ended December 31, 2024
With Comparative Actual Amounts for the Year Ended December 31, 2023

	2024				2023
	Budgeted Amounts				
	Original	Final	Actual Amounts	Variance with Final Budget - Over (Under)	Actual Amounts
Revenues					
Tax increments	$ 350,753	$ 350,753	$ 425,066	$ 74,313	$ 293,478
Miscellaneous					
Investment income	500	500	15,916	15,416	11,629
Total revenues	351,253	351,253	440,982	89,729	305,107
Expenditures					
Current					
Economic development	332,873	332,873	366,342	33,469	541,589
Debt service					
Interest and other charges	26,935	26,935	33,996	7,061	42,654
Total expenditures	359,808	359,808	400,338	40,530	584,243
Excess of revenues over (under) expenditures	(8,555)	(8,555)	40,644	49,199	(279,136)
Other Financing Sources (Uses)					
Loss on disposal of asset	-	-	(193,379)	(193,379)	-
Transfers in	-	-	-	-	45,638
Total other financing sources (uses)	-	-	(193,379)	(193,379)	45,638
Net change in fund balances	$ (8,555)	$ (8,555)	(152,735)	$ (144,180)	(233,498)
Fund Balances					
Beginning of year			(478,577)		(245,079)
End of year			$ (631,312)		$ (478,577)

DRAFT

City of Faribault
Tax Increment Financing Funds
Sub Combining Balance Sheet
December 31, 2024

	TIF District #6 Housing (255)	TIF District #8 River Ridge (256)	TIF District #9 Faribault Road (257)	TIF District #13 Hamilton (259)
Assets				
Cash and investments	$ 94,435	$ 69,032	$ 32,350	$ 13,440
Taxes receivable - current	-	-	5,024	-
Interest receivable	296	206	99	-
Total assets	$ 94,731	$ 69,238	$ 37,473	$ 13,440
Liabilities				
Accounts payable	$ -	$ 246	$ 4,522	$ 27,235
Due to primary government	-	-	-	703,656
Interest payable	-	-	-	73,140
Total liabilities	-	246	4,522	804,031
Fund Balances				
Restricted for economic development	94,731	68,992	32,951	-
Unassigned	-	-	-	(790,591)
Total fund balances	94,731	68,992	32,951	(790,591)
Total liabilities and fund balances	$ 94,731	$ 69,238	$ 37,473	$ 13,440

DRAFT

TIF District #14 Straight River Apts (260)	TIF District #15 Lofts at Evergreen (261)	TIF District #16 Farmer Seed (262)	TIF District #17 Riverchase Apts (263)	TIF District #18 Willow St Apts (264)	Total
$ 101,987	$ 37,513	$ -	$ 8,152	$ 243	$ 357,152
-	-	-	-	-	5,024
313	115	-	-	-	1,029
$ 102,300	$ 37,628	$ -	$ 8,152	$ 243	$ 363,205
$ 64,713	$ 26,857	$ 2,030	$ 6,666	$ -	$ 132,269
49,974	-	-	15,908	16,495	786,033
-	-	-	1,506	1,569	76,215
114,687	26,857	2,030	24,080	18,064	994,517
-	10,771	-	-	-	207,445
(12,387)	-	(2,030)	(15,928)	(17,821)	(838,757)
(12,387)	10,771	(2,030)	(15,928)	(17,821)	(631,312)
$ 102,300	$ 37,628	$ -	$ 8,152	$ 243	$ 363,205

DRAFT

City of Faribault
Tax Increment Financing Funds
Sub Combining Schedule of Revenues, Expenditures,
and Changes in Fund Balances
Year Ended December 31, 2024

	TIF District #6 Housing (263)	TIF District #8 River Ridge (256)	TIF District #9 Faribault Road (257)	TIF District #13 Hamilton (259)
Revenues				
Tax increments	$ -	$ -	$ 101,820	$ 60,521
Miscellaneous				
Investment income	4,481	3,113	1,503	-
Total revenues	4,481	3,113	103,323	60,521
Expenditures				
Current				
Economic development	3	1,550	91,711	55,033
Debt service				
Interest and other charges	-	-	-	29,877
Total expenditures	3	1,550	91,711	84,910
Excess of revenues over (under) expenditures	4,478	1,563	11,612	(24,389)
Other Financing Sources (Uses)				
Loss on disposal of land held for resale	-	-	-	(193,379)
Net change in fund balances	4,478	1,563	11,612	(217,768)
Fund Balances				
Beginning of year	90,253	67,429	21,339	(572,823)
End of year	$ 94,731	$ 68,992	$ 32,951	$ (790,591)

DRAFT

TIF District #14 Straight River Apts (260)	TIF District #15 Lofts at Evergreen (261)	TIF District #16 Farmer Seed (262)	TIF District #17 Riverchase Apts (263)	TIF District #18 Willow St Apts (264)	Total
$ 187,622	$ 59,683	$ 155	$ 14,814	$ 451	$ 425,066
4,726	1,740	-	132	221	15,916
192,348	61,423	155	14,946	672	440,982
149,735	53,767	508	13,534	501	366,342
2,499	-	-	795	825	33,996
152,234	53,767	508	14,329	1,326	400,338
40,114	7,656	(353)	617	(654)	40,644
-	-	-	-	-	(193,379)
40,114	7,656	(353)	617	(654)	(152,735)
(52,501)	3,115	(1,677)	(16,545)	(17,167)	(478,577)
$ (12,387)	$ 10,771	$ (2,030)	$ (15,928)	$ (17,821)	$ (631,312)

DRAFT

(THIS PAGE LEFT BLANK INTENTIONALLY)

DRAFT

STATISTICAL SECTION (UNAUDITED)

CITY OF FARIBAULT
FARIBAULT, MINNESOTA

FOR THE YEAR ENDED
DECEMBER 31, 2024

DRAFT

(THIS PAGE LEFT BLANK INTENTIONALLY)

DRAFT

City of Faribault
Statistical Section (Unaudited)

This part of the City of Faribault's comprehensive annual financial report presents detailed information as a context for understanding what the information in the financial statements, note disclosures, and required supplementary information says about the City's overall financial health.

Financial Trends
These schedules contain trend information to help the reader understand how the government's financial performance and well-being have changed over time.

Table 1 – Net Position by Component
Table 2 – Changes in Net Position
Table 3 – Governmental Activities Tax Revenue by Source
Table 4 – Fund Balances of Governmental Funds
Table 5 – Changes in Fund Balances of Governmental Funds

Revenue Capacity
These schedules contain information to help the reader assess the government's most significant local revenue source, property taxes.

Table 6 – General Government Tax Revenues by Source
Table 7 – Assessed Net Tax Capacity and Estimated Market Value of Taxable Property
Table 8 – Property Tax Rates-Direct and Overlapping Governments
Table 9 – Principal Property Taxpayers
Table 10 – Tax Levies and Collections

Debt Capacity
These schedules present information to help the reader assess the affordability of the government's current level of outstanding debt and the government's ability to issue additional debt in the future.

Table 11 – Legal Debt Margin Information
Table 12 – Ratios of Outstanding Debt by Type
Table 13 – Ratio of General Bonded Debt Outstanding
Table 14 – Computation of Direct and Overlapping Debt
Table 15 – Pledged Revenue Coverage

Demographic and Economic Information
These schedules offer demographic and economic indicators to help the reader understand the environment within which the government's financial activities take place.

Table 16 – Demographic and Economic Statistics
Table 17 – Employment and Unemployment Data
Table 18 – Principal Employers

Operating Information
These schedules contain service and infrastructure data to help the reader understand how the information in the government's financial report relates to the services the government provides and activities it performs.

Table 19 – Full-time Equivalent City Government Employees by Function
Table 20 – Operating Indicators by Function
Table 21 – Capital Asset Statistics by Function

Sources: Unless otherwise noted, the information in these schedules is derived from the comprehensive annual financial reports for the relevant year.

City of Faribault
Net Position by Component
Last Ten Fiscal Years
(accrual basis of accounting)

	Fiscal Year			
	2015	2016	2017	2018
Governmental Activities				
Net investment in capital assets	$ 64,202,541	$ 67,488,244	$ 73,260,607	$ 74,950,690
Restricted	7,845,972	6,739,340	6,453,086	5,903,592
Unrestricted	13,017,748	10,719,739	9,811,044	8,762,919
Total governmental activities net position	$ 85,066,261	$ 84,947,323	$ 89,524,737	$ 89,617,201
Business-Type Activities				
Net investment in capital assets	$ 47,343,894	$ 47,111,389	$ 47,495,068	$ 53,108,071
Unrestricted	11,835,723	14,619,101	16,314,469	16,910,137
Total business-type activities net position	$ 59,179,617	$ 61,730,490	$ 63,809,537	$ 70,018,208
Primary Government				
Net investment in capital assets	$ 111,546,435	$ 114,599,633	$ 120,755,675	$ 128,058,761
Restricted	7,845,972	6,739,340	6,453,086	5,903,592
Unrestricted	24,853,471	25,338,840	26,125,513	25,673,056
Total primary government net position	$ 144,245,878	$ 146,677,813	$ 153,334,274	$ 159,635,409

DRAFT

Table 1

Fiscal Year					
2019	2020	2021	2022	2023	2024
$ 79,601,458	$ 83,536,004	$ 85,729,980	$ 91,958,483	$ 96,404,494	$ 103,597,362
5,826,032	5,542,687	5,206,636	2,109,444	2,227,566	1,844,688
7,694,919	9,532,266	14,526,531	10,480,189	11,763,725	10,137,911
$ 93,122,409	$ 98,610,957	$ 105,463,147	$ 104,548,116	$ 110,395,785	$ 115,579,961
$ 55,404,002	$ 57,515,982	$ 61,043,364	$ 64,318,882	$ 67,740,160	$ 71,129,458
18,388,868	20,417,185	20,909,603	20,970,325	23,533,271	24,688,733
$ 73,792,870	$ 77,933,167	$ 81,952,967	$ 85,289,207	$ 91,273,431	$ 95,818,191
$ 135,005,460	$ 141,051,986	$ 146,773,344	$ 156,277,365	$ 164,144,654	$ 174,726,820
5,826,032	5,542,687	5,206,636	2,109,444	2,227,566	1,844,688
26,083,787	29,949,451	35,436,134	31,450,514	35,296,996	34,826,644
$ 166,915,279	$ 176,544,124	$ 187,416,114	$ 189,837,323	$ 201,669,216	$ 211,398,152

DRAFT

City of Faribault
Changes in Net Position
Last Ten Fiscal Years
(accrual basis of accounting)

	Fiscal Year			
	2015	2016	2017	2018
Expenses				
Governmental activities				
General government	$ 3,417,037	$ 2,851,055	$ 2,131,092	$ 2,368,227
Public safety	6,410,355	8,658,872	7,733,758	7,312,906
Public works	5,121,505	5,120,421	4,888,232	8,222,401
Culture and recreation	4,124,948	3,821,787	3,811,718	4,080,387
Community development	468,410	388,888	660,096	651,932
Mass transportation and airport	583,060	625,844	225,456	242,615
Interest on long-term debt	652,853	661,745	424,567	307,295
Total governmental activities expenses	20,778,168	22,128,612	19,874,919	23,185,763
Business-type activities				
Water	1,837,580	1,952,799	2,438,794	2,015,307
Sewer	5,166,377	5,277,036	5,786,198	5,065,094
Storm water	556,120	510,763	654,176	653,226
Total business-type activities expenses	7,560,077	7,740,598	8,879,168	7,733,627
Total primary government expenses	$ 28,338,245	$ 29,869,210	$ 28,754,087	$ 30,919,390
Program Revenues				
Governmental activities				
Charges for services				
General government	$ 733,815	$ 635,666	$ 169,182	$ 175,327
Public safety	685,712	885,141	900,636	676,128
Public works	2,109,972	468,551	449,056	570,042
Culture and recreation	605,332	545,566	532,209	538,894
Community development	514,524	419,738	435,317	405,648
Mass transportation and airport	105,747	110,060	104,264	99,466
Interest on long-term debt	-	-	-	-
Operating grants and contributions	1,598,831	2,164,499	1,578,268	3,802,002
Capital grants and contributions	2,098,715	2,061,960	961,195	2,434,639
Total governmental activities program revenues	8,452,648	7,291,181	5,130,127	8,702,146
Business-type activities				
Charges for services				
Water	2,517,390	2,724,160	2,905,732	3,089,689
Sewer	5,631,142	6,046,637	6,222,069	6,247,682
Storm water	673,210	694,647	727,178	748,647
Operating grants and contributions	12,681	117,017	85,006	40,821
Capital grants and contributions	218,612	554,404	631,360	1,325,858
Total business-type activities program revenues	9,053,035	10,136,865	10,571,345	11,452,697
Total primary government program revenues	$ 17,505,683	$ 17,428,046	$ 15,701,472	$ 20,154,843

DRAFT

Table 2 - Continued on the following pages

Fiscal Year					
2019	2020	2021	2022	2023	2024
$ 2,721,903	$ 4,370,454	$ 3,451,666	$ 4,465,592	$ 2,793,971	$ 3,349,662
8,004,680	8,373,772	7,723,127	9,897,831	10,355,241	9,845,725
13,717,203	5,561,386	6,040,400	6,791,025	7,099,760	7,003,409
4,751,610	4,386,138	4,057,914	4,883,533	5,370,222	4,290,386
936,868	733,871	839,840	1,774,560	1,473,668	1,872,319
222,172	166,711	124,849	439,371	124,769	189,693
272,362	247,642	310,497	253,792	220,058	160,536
30,626,798	23,839,974	22,548,293	28,505,704	27,437,689	26,711,730
2,084,318	2,239,264	3,005,169	2,947,860	3,177,209	2,679,130
4,844,902	5,100,830	5,034,296	5,543,828	5,792,857	5,928,820
608,973	697,719	821,394	793,545	740,307	1,029,954
7,538,193	8,037,813	8,860,859	9,285,233	9,710,373	9,637,904
$ 38,164,991	$ 31,877,787	$ 31,409,152	$ 37,790,937	$ 37,148,062	$ 36,349,634
$ 201,483	$ 548,188	$ 623,072	$ 674,827	$ 707,943	$ 451,192
840,838	855,597	744,977	989,449	1,211,093	1,040,755
1,272,154	785,940	981,291	2,337,502	2,573,239	2,771,841
603,334	464,627	741,770	775,074	1,298,691	880,113
434,377	389,546	292,818	318,319	186,058	804,113
93,981	117,942	119,048	137,298	149,681	125,140
-	51,500	-	-	-	-
2,501,109	5,559,212	6,077,902	4,244,690	4,401,143	3,463,190
11,322,660	3,533,090	3,189,927	1,489,851	3,811,145	1,721,027
17,269,936	12,305,642	12,770,805	10,967,010	14,338,993	11,257,371
3,198,518	3,570,779	3,787,623	4,062,415	4,533,999	4,436,871
6,305,254	6,573,529	6,414,426	6,650,746	7,289,882	6,885,833
853,335	996,731	1,171,959	1,400,406	1,571,740	1,844,930
92,578	27,178	1,740,209	-	93,014	212,114
-	-	188,301	1,987,816	1,292,264	57,659
10,449,685	11,168,217	13,302,518	14,101,383	14,780,899	13,437,407
$ 27,719,621	$ 23,473,859	$ 26,073,323	$ 25,068,393	$ 29,119,892	$ 24,694,778

DRAFT

City of Faribault
Changes in Net Position
Last Ten Fiscal Years
(accrual basis of accounting)

	Fiscal Year			
	2015	2016	2017	2018
Net (Expense)/Revenue				
Governmental activities	$ (12,325,520)	$ (14,837,431)	$ (14,744,792)	$ (14,483,617)
Business-type activities	1,492,958	2,396,267	1,692,177	3,719,070
Total primary government net expense	$ (10,832,562)	$ (12,441,164)	$ (13,052,615)	$ (10,764,547)
General Revenues and Other Changes in Net Position				
Governmental activities				
Taxes				
Property taxes	$ 6,905,170	$ 7,567,441	$ 8,019,866	$ 8,709,587
Other taxes	1,264,643	1,312,839	1,333,459	1,058,594
Franchise fees	-	-	-	-
Grants and contributions not restricted to specific programs	5,398,373	5,448,723	5,410,978	5,608,821
Unrestricted investment earnings	284,587	342,406	255,037	197,058
Gain on sale of assets	46,751	47,084	121,877	132,050
Transfers	-	-	-	247,547
Total governmental activities	13,899,524	14,718,493	15,141,217	15,953,657
Business-type activities				
Unrestricted investment earnings	144,774	151,056	159,000	162,182
Gain on disposal of capital assets	4,739	3,550	-	45,700
Transfers	-	-	-	(247,547)
Total business-type activities	149,513	154,606	159,000	(39,665)
Total primary government	$ 14,049,037	$ 14,873,099	$ 15,300,217	$ 15,913,992
Change in Net Position				
Governmental activities	$ 1,574,004	$ (118,938)	$ 396,425	$ 1,470,040
Business-type activities	1,642,471	2,550,873	1,851,177	3,679,405
Total primary government	$ 3,216,475	$ 2,431,935	$ 2,247,602	$ 5,149,445

DRAFT

Table 2 - Continued)

Fiscal Year					
2019	2020	2021	2022	2023	2024
$ (13,356,862)	$ (11,534,332)	$ (9,777,488)	$ (17,538,694)	$ (13,098,696)	$ (15,454,359)
2,911,492	3,130,404	4,441,659	4,816,150	5,070,526	3,799,503
$ (10,445,370)	$ (8,403,928)	$ (5,335,829)	$ (12,722,544)	$ (8,028,170)	$ (11,654,856)
$ 9,193,281	$ 9,779,553	$ 10,202,070	$ 10,630,173	$ 11,216,835	$ 12,019,508
1,164,118	44,890	180,295	199,770	201,642	177,804
-	250,579	-	-	-	189,478
5,686,466	5,987,725	6,049,176	6,266,052	6,123,355	6,529,948
785,447	596,563	(117,163)	(1,049,309)	992,430	1,204,489
219,490	731,606	15,300	276,977	103,330	210,690
(186,732)	(368,036)	300,000	300,000	308,773	306,618
16,862,070	17,022,880	16,629,678	16,623,663	18,946,365	20,638,535
676,438	641,857	(121,859)	(1,177,663)	1,215,470	1,051,875
-	-	-	(2,247)	7,000	-
186,732	368,036	(300,000)	(300,000)	(308,773)	(306,618)
863,170	1,009,893	(421,859)	(1,479,910)	913,697	745,257
$ 17,725,240	$ 18,032,773	$ 16,207,819	$ 15,143,753	$ 19,860,062	$ 21,383,792
$ 3,505,208	$ 5,488,548	$ 6,852,190	$ (915,031)	$ 5,847,669	$ 5,184,176
3,774,662	4,140,297	4,019,800	3,336,240	5,984,223	4,544,760
$ 7,279,870	$ 9,628,845	$ 10,871,990	$ 2,421,209	$ 11,831,892	$ 9,728,936

DRAFT

(THIS PAGE LEFT BLANK INTENTIONALLY)

DRAFT

City of Fairbault
Governmental Activities Tax Revenues by Source
Last Ten Fiscal Years
(accrual basis of accounting)

Table 3

Fiscal Year	Property Tax	Franchise/Other Tax	Total
2015	$ 6,905,170	$ 1,264,643	$ 8,169,813
2016	7,567,441	1,312,839	8,880,280
2017	8,006,752	1,333,459	9,340,211
2018	8,709,587	1,058,594	9,768,181
2019	9,228,216	1,152,457	10,380,673
2020	9,776,001	280,002	10,056,003
2021	10,261,049	405,207	10,666,256
2022	10,637,995	426,063	11,064,058
2023	11,018,447	404,486	11,422,933
2024	12,019,158	367,602	12,386,760

DRAFT

City of Faribault
Fund Balances of Governmental Funds
Last Ten Fiscal Years
(modified accrual basis of accounting)

	Fiscal Year			
	2015	2016	2017	2018
General Fund				
Nonspendable	$ 50,979	$ 28,558	$ 144,522	$ 51,880
Restricted	129,381	45,955	60,752	32,657
Committed	28,350	8,800	-	-
Assigned	1,149,341	1,200,294	1,109,922	1,116,301
Unassigned	6,860,969	7,105,050	6,679,473	6,329,661
Total general fund	$ 8,219,020	$ 8,388,657	$ 7,994,669	$ 7,530,499
All Other Governmental Funds				
Nonspendable	$ 750	$ 750	$ -	$ -
Restricted	12,332,784	11,491,037	5,582,699	5,262,116
Committed	1,585,301	336,364	623,686	1,810,701
Assigned	8,970,673	9,970,256	9,144,171	9,327,750
Total all other governmental funds	$ 22,889,508	$ 21,798,407	$ 15,350,556	$ 16,400,567

DRAFT

Table 4

Fiscal Year					
2019	2020	2021	2022	2023	2024
$ 63,952	$ 76,482	$ 76,053	$ 69,096	$ 132,986	$ 417,435
51,599	91,819	151,608	74,166	661,121	77,314
-	384,121	66,000	85,600	95,600	69,240
1,772,605	639,106	411,088	699,672	1,656,830	1,683,842
6,858,653	9,230,527	9,258,990	9,818,404	10,772,589	11,991,930
$ 8,746,809	$ 10,422,055	$ 9,963,739	$ 10,746,938	$ 13,319,126	$ 14,239,761
$ 1,570	$ 150	$ 10,090	$ 8,625	$ 3,500	$ 3,500
5,328,587	5,056,322	12,649,890	2,691,575	2,951,597	2,902,221
1,436,325	1,231,998	1,649,062	5,021,625	5,313,713	3,835,404
7,714,122	7,935,004	8,743,043	4,298,984	3,898,512	1,514,882
$ 14,480,604	$ 14,223,474	$ 23,052,085	$ 12,020,809	$ 12,167,322	$ 8,256,007

DRAFT

City of Faribault
Changes in Fund Balances of Governmental Funds
Last Ten Fiscal Years
(modified accrual basis of accounting)

	Fiscal Year			
	2015	2016	2017	2018
Revenues				
Taxes	$ 8,152,741	$ 8,892,617	$ 9,340,211	$ 9,760,408
Licenses and permits	450,594	579,910	584,291	435,191
Intergovernmental	8,036,997	8,194,106	6,868,543	10,677,803
Charges for services	4,206,074	2,487,899	1,934,400	2,020,639
Fines and forfeitures	146,555	139,988	139,203	134,306
Special assessments	795,413	676,339	745,351	800,103
Investment earnings	248,997	320,586	235,964	182,633
Miscellaneous	212,200	576,111	271,182	59,351
Total revenues	22,249,571	21,867,556	20,119,145	24,070,434
Expenditures				
General government	2,413,980	2,483,904	2,171,456	2,354,599
Public safety	5,613,683	6,173,674	6,469,054	6,866,411
Public works	2,563,315	2,508,656	2,435,326	2,697,960
Culture and recreation	3,295,935	3,386,036	3,506,685	3,788,067
Community development	495,267	368,414	615,266	637,923
Mass transportation and airport	160,702	157,408	225,456	242,615
Capital outlay	4,012,971	4,827,744	3,899,445	6,959,273
Debt service				
Principal	7,271,500	2,226,500	7,241,500	1,301,500
Interest and other	752,814	682,902	480,423	315,842
Total expenditures	26,580,167	22,815,238	27,044,611	25,164,190
Excess (deficiency) of revenues over (under) expenditures	(4,330,596)	(947,682)	(6,925,466)	(1,093,756)
Other Financing Sources (Uses)				
Transfers in	4,085,485	1,068,224	1,128,477	2,785,000
Transfers out	(4,085,485)	(1,059,090)	(1,196,727)	(1,237,453)
Debt issued	1,375,000	-	-	-
Refunding Bond Payment	-	-	-	-
Premiums (discounts) on debt issued	-	-	-	-
Loans issued	1,685,000	-	-	-
Lease issuance	-	-	-	-
Subscription agreement issuance	-	-	-	-
Insurance recoveries	-	-	-	-
Sale of capital assets	46,761	47,084	121,877	132,050
Total other financing sources (uses)	3,106,761	56,218	53,627	1,679,597
Net Change in Fund Balances	$ (1,223,835)	$ (891,464)	$ (6,871,839)	$ 585,841
Debt service as a percentage of noncapital expenditures	35%	16%	33%	8%

DRAFT

Table 5

Fiscal Year					
2019	2020	2021	2022	2023	2024
$ 10,380,673	$ 10,056,003	$ 10,666,256	$ 11,064,058	$ 11,638,414	$ 12,386,790
573,029	546,332	489,278	694,627	912,539	735,106
17,670,476	11,804,719	10,637,519	10,603,948	13,830,548	10,094,019
2,844,027	2,672,179	2,736,626	4,218,226	4,930,238	4,652,476
153,884	102,929	173,652	131,057	144,379	115,666
674,505	645,690	606,399	412,955	338,518	394,366
774,752	587,226	(112,123)	(1,027,887)	968,778	1,126,456
93,896	789,451	3,140,318	965,903	371,003	116,934
33,165,242	27,204,529	28,337,925	27,062,887	33,134,417	29,621,813
2,242,493	4,177,023	3,170,209	3,087,777	2,898,868	3,952,925
7,422,539	7,879,433	8,184,223	8,829,088	8,983,450	9,412,810
2,768,585	2,940,856	2,986,321	3,186,041	3,222,411	4,610,997
4,047,403	3,444,812	4,144,362	4,648,290	4,715,962	4,971,983
975,502	698,253	853,420	1,702,632	1,449,443	2,051,616
222,172	166,711	124,849	123,530	122,310	195,480
15,845,818	7,388,664	5,905,389	8,608,654	8,117,383	6,744,780
1,376,500	1,436,500	2,591,500	2,094,251	1,426,740	1,577,422
283,311	256,774	319,859	415,277	330,577	270,347
35,184,323	28,389,026	28,280,132	32,695,540	31,267,144	33,788,360
(2,019,081)	(1,184,497)	57,793	(5,632,653)	1,867,273	(4,166,547)
946,434	1,458,097	2,064,294	3,077,118	362,974	579,635
(671,434)	(1,158,097)	(1,764,294)	(2,777,118)	(54,201)	(273,017)
-	-	7,115,000	-	-	-
-	-	-	(5,215,000)	-	-
-	-	882,202	-	-	-
-	-	-	-	-	-
-	-	-	22,599	439,325	360,378
-	-	-	-	-	241,270
820,938	1,571,007	-	-	-	
219,490	731,606	15,300	276,977	103,330	267,601
1,315,428	2,602,613	8,312,502	(4,615,424)	851,428	1,175,867
$ (703,653)	$ 1,418,116	$ 8,370,295	$ (10,248,077)	$ 2,718,701	(2,990,680)
6%	8%	13%	10%	7%	7%

DRAFT

(THIS PAGE LEFT BLANK INTENTIONALLY)

DRAFT

City of Faribault
General Governmental Tax Revenues by Source
Last Ten Fiscal Years
(modified accrual basis of accounting)

Table 6

Fiscal Year	Franchise Tax	Property Tax	Charitable Gambling Tax	Miscellaneous Taxes	Total
2015	$ 1,236,991	$ 6,888,098	$ 22,306	$ 5,346	$ 8,152,741
2016	1,291,883	7,579,778	20,956	-	8,892,617
2017	1,306,960	8,006,752	26,499	-	9,340,211
2018*	1,028,160	8,701,811	30,433	-	9,760,404
2019	1,117,811	9,228,216	34,646	-	10,380,673
2020	250,579	9,776,001	29,423	-	10,056,003
2021	237,281	10,261,049	51,437	116,489	10,666,256
2022	239,270	10,637,995	42,791	144,002	11,064,058
2023	215,481	11,018,447	47,234	141,771	11,422,933
2024	189,478	12,019,508	44,775	133,029	12,386,790

Note: Beginning in 2018 internal franchise fees for the Water/Sewer Fund were classified as a transfer rather than a franchise fee. Beginning in 2021, lodging taxes were reported as a revenue rather than a pass-through on the balance sheet.

DRAFT

City of Faribault
Assessed Net Tax Capacity and Estimated Market Value of Taxable Property
Last Ten Fiscal Years

	Assessed Net Tax Capacity				
Year Ended December 31,	Real Property	Personal Property	Total Real and Personal Property	Less Tax Exempt Real Property	Net Tax Capacity
2015	$ 13,149,803	$ 557,946	$ 13,707,749	$ 195,950	$ 13,511,799
2016	13,539,891	581,532	14,121,423	200,218	13,921,205
2017	14,200,555	606,129	14,806,684	206,069	14,600,615
2018	14,929,623	665,254	15,594,877	207,042	15,387,835
2019	16,647,837	680,284	17,328,121	184,224	17,143,897
2020	17,854,012	686,874	18,540,886	187,152	18,353,734
2021	18,584,506	744,841	19,329,347	208,810	19,120,537
2022	20,038,004	393,836	20,431,840	254,980	20,176,860
2023	23,118,569	454,975	23,573,544	305,930	23,267,614
2024	25,289,714	461,328	25,751,042	448,837	25,302,205

Note: The county assessor must assess at least one-fifth of the listed parcels in the county each year. The county assesses property at approximately 95 to 105 percent of actual value for all types of real and personal property. Assessed Net Tax Capacity is determined by taking the market value multiplied by the statutory class rates for the property.

Property tax classifications are set by state statute and are amended regularly by the Legislature (Minnesota Statute 273.13).

Source: Rice County Department of Property Tax and Elections

DRAFT

Table 7

Total Direct Tax Rate	Taxable Market Value	Ratio of Assessed Tax Capacity to Market Value
53.168	$ 1,090,176,900	1.24 %
56.253	1,118,578,500	1.25
55.696	1,174,945,200	1.24
57.182	1,241,695,100	1.24
54.803	1,361,660,500	1.26
53.137	1,474,959,900	1.24
52.574	1,554,252,000	1.23
51.680	1,661,037,400	1.22
47.444	1,952,217,600	1.19
46.727	2,204,748,400	1.15

DRAFT

City of Faribault
Property Tax Rates
Direct and Overlapping (1) Governments
Last Ten Fiscal Years

Table 8

	City of Faribault			Overlapping Rates				
					School District			
					ISD #656			
Fiscal Year	General Fund	Debt Service Fund	Total	Rice County	Tax Capacity Based	Market Value Based (2)	Other Districts	Total (3)
2015	0.42328	0.10840	0.53168	0.38847	0.19340	0.00191	0.03037	1.14392
2016	0.45044	0.11209	0.56253	0.42535	0.20267	0.00200	0.03025	1.22080
2017	0.45343	0.10353	0.55696	0.41566	0.22064	0.00171	0.02863	1.22189
2018	0.48175	0.09007	0.57182	0.41810	0.15812	0.00170	0.02851	1.17655
2019	0.48649	0.06154	0.54803	0.39515	0.14941	0.00174	0.02700	1.11959
2020	0.47307	0.05830	0.53137	0.39527	0.12857	0.00193	0.02718	1.08239
2021	0.45459	0.07115	0.52574	0.39852	0.15556	0.00189	0.03031	1.11013
2022	0.45627	0.06053	0.51680	0.39335	0.14690	0.00205	0.03002	1.08707
2023	0.41455	0.05845	0.47300	0.36702	0.12973	0.00206	0.02762	0.99737
2024	0.40875	0.05051	0.45926	0.36323	0.12835	0.00187	0.02924	0.98008

(1) Overlapping rates are those of local and county governments that apply to property owners within the City of Faribault. Not all overlapping rates apply to all City of Faribault property owners (e.g. the rates for the school district will only apply to the portion of the property owners located within the geographic boundaries of the school district.)

(2) Market value based property tax rates are based on $100 of market valuation.

(3) Total Direct and Overlapping Rates do not include the market value based tax rates for the School District.

Source: Rice County Department of Property Tax and Elections

DRAFT

City of Faribault
Principal Property Taxpayers
Current Year and Ten Years Ago

Table 9

		2024			2015		
Taxpayer	Type of Business	Net Tax Capacity	Rank	Percentage of Total Taxable Net Tax Capacity	Taxable Assessed Value	Rank	Percentage of Total Taxable Assessed Value
Faribault Foods, Inc.	Manufacturing/Food Processing	$ 992,770	1	3.86%	$ 112,598	5	0.83 %
Aldi, Inc	Commercial/Industrial	553,480	2	2.71%	54,758	10	0.41 %
Xcel Energy/Northern States Power Co	Utility	455,354	3	2.23%	440,672	1	3.26 %
Sage Electrochromics	Commercial/Industrial	360,118	4	1.76%			
Daikin Applied Americas Inc.	Manufacturing	341,272	5	1.67%			
Allina Health System	Medical Clinic	243,370	6	1.19%	100,534	9	0.75 %
Wal-Mart	Commercial	230,168	7	1.13%	240,358	2	1.78 %
MDC Development IV LLC	Commerical	210,816	8	1.03%			
Straight River Apartments LLC	Multi-Family Housing	191,111	9	0.94%			
MN Municipal Power	Utility	150,816	10	0.74%	134,358	4	0.99 %
Cashin, Patrick	Commercial/Residential				138,899	3	1.03 %
State Bank of Faribault	Commercial				105,222	6	0.78 %
Faribault Crossroads	Commercial				104,004	7	0.77 %
Tru Vue, Inc	Manufacturing				100,690	8	0.75 %
Total		$ 3,729,275		17.25%	$ 1,532,093		11.35 %

Source: Rice County Department of Property Taxes

DRAFT

(THIS PAGE LEFT BLANK INTENTIONALLY)

DRAFT

City of Fairbault
Property Tax Levies and Collections
Last Ten Fiscal Years

Table 10

Year Ended December 31	Total Tax Levy for Fiscal Year	Collected Within The Fiscal Year of the Levy		Collections in Subsequent Years	Total Collections to Date	
		Amount	Percentage of Levy		Amount	Percentage of Levy
2015	$ 6,880,685	$ 6,806,256	98.92%	$ 73,076	$ 6,879,332	99.98%
2016	7,503,833	7,451,568	99.30%	50,912	7,502,480	99.98%
2017	7,999,280	7,933,140	99.17%	64,788	7,997,927	99.98%
2018	8,658,704	8,566,760	98.94%	91,561	8,658,321	100.00%
2019	9,250,896	9,172,217	99.15%	78,421	9,250,638	100.00%
2020	9,752,651	9,676,424	99.22%	75,402	9,751,826	99.99%
2021	10,162,266	10,093,377	99.32%	67,688	10,161,065	99.99%
2022	10,559,078	10,496,766	99.41%	56,326	10,553,092	99.94%
2023	11,184,332	11,114,572	99.38%	66,553	11,181,125	99.97%
2024	12,032,605	11,943,816	99.26%	-	11,943,816	99.26%

Source: Rice County Department of Property Tax and Elections

DRAFT

City of Faribault
Legal Debt Margin Information
Last Ten Fiscal Years

	Fiscal Year			
	2015	2016	2017	2018
Debt limit	$ 32,705,307	$ 33,557,355	$ 35,248,356	$ 37,250,853
Total net debt applicable to limit	14,271,168	13,795,080	9,990,997	7,556,534
Legal debt margin	$ 18,434,139	$ 19,762,275	$ 25,257,359	$ 29,694,319
Total net debt applicable to the limit as a percentage of debt limit	43.6%	41.1%	28.3%	20.3%

Note A: Under state law, the City's outstanding general obligation debt should not exceed 3 percent of the market value of taxable property. By law, the general obligation debt subject to the limitation may be offset by amounts set aside for the extinguishment of those obligations.

Note B: M.S.A. Section 475.51 (definitions) Subdivision 4. "Net debt" means the amount remaining after deduction from its gross debt the amount of current revenues which are applicable within the current fiscal year to the payment of any debt and the aggregate of the principal of the following:

1. Obligations issued for improvements which are payable wholly or partly from the proceeds of special assessments levied upon property specially benefited thereby, including those which are general obligations of the municipality issuing them, if the municipality is entitled to reimbursement in whole or in part from the proceeds of the special assessments.
2. Warrant or orders having no definite or fixed maturity.
3. Obligations payable wholly from the income from revenue producing conveniences.
4. Obligations issued to create or maintain a Permanent Improvement Revolving fund.
5. Obligations issued for the acquisition and betterment of public water works system and public lighting, heating or power systems, and of any combination thereof or for any other public convenience from which a revenue is or may be derived.
6. Not applicable.
7. Amount of all money and face value of all securities held as a Debt Service fund for the extinguishment of obligations other than those deductible under this subdivision.
8. Obligation to repay loans made under section 216C37.
9. Obligations to repay loans made from money received from litigation or settlement of alleged violations of Federal petroleum pricing regulations.
10. Obligations issued to pay pension fund liabilities under section 457.52, subdivision 6, or any charter authority.
11. All other obligations which under the provisions of law authorizing their issuance are not to be included in computing the net debt of the municipality.

DRAFT

Table 11

Fiscal Year					
2019	2020	2021	2022	2023	2024
$ 40,849,815	$ 44,248,797	$ 46,627,560	$ 49,831,122	$ 58,566,528	$ 64,638,165
12,201,584	7,255,000	12,013,974	6,038,146	4,520,761	4,045,000
$ 28,648,231	$ 36,993,797	$ 34,613,586	$ 43,792,976	$ 54,045,767	60,593,165
29.9%	16.4%	25.8%	12.1%	7.7%	6.7%

Legal Debt Margin Calculation for 2024

Taxable market value	$ 2,154,605,500
Debt limit (Note A)	$ 64,638,165
Debt applicable to limit	
General obligation bonds	5,270,000
Less amount available in Debt Service funds (Note B)	(2,173,527)
Total net debt applicable to limit	3,096,473
Legal debt margin	$ 61,541,692

DRAFT

City of Faribault
Ratios of Outstanding Debt by Type
Last Ten Fiscal Years

	Governmental Activities					
Fiscal Year	General Obligation Bonds	GO Special Assessment Bonds	Loans Payable	Bond Premium	Leases	SBITA
2015	$ 20,150,000	$ 3,560,000	$ 440,750	$ -	$ -	$ -
2016	18,600,000	2,945,000	379,250	-	-	-
2017	11,650,000	2,715,000	317,750	-	-	-
2018	10,540,000	2,585,000	256,250	-	-	-
2019	9,405,000	2,405,000	194,750	-	-	-
2020	8,250,000	2,185,000	133,250	-	-	-
2021	13,180,000	1,840,000	71,750	-	-	-
2022	6,150,000	1,640,000	10,250	762,247	62,739	-
2023	5,100,000	1,430,000	-	653,948	333,896	988,864
2024	4,045,000	1,225,000	-	546,313	543,403	1,062,880

Note: Details regarding the City's outstanding debt can be found in the notes to the financial statements.
*See the Schedule of Economic and Economic Statistics (Table 16) for personal income and population data.

DRAFT

Table 12

Business-Type Activities					
General Obligation Revenue Bonds	SBITA	Total Primary Government	Percentage of Estimated Actual Value of Taxable Property	Percentage of Personal Income*	Per Capita*
$ 17,443,000	$ -	$ 41,593,750	26.21 %	4.71 %	$ 1,759
16,391,000	-	38,315,250	29.19	4.59	1,619
15,312,000	-	29,994,750	39.17	3.58	1,262
14,205,000	-	27,586,250	45.01	3.29	1,161
23,275,719	-	35,280,469	38.60	4.21	1,479
20,191,417	-	30,759,667	47.95	2.64	1,286
19,650,795	-	34,742,545	44.74	2.70	1,430
17,946,269	-	26,571,505	62.51	2.00	1,094
16,236,000	93,446	24,836,154	78.60	1.84	1,026
14,489,000	182,712	22,094,308	99.79	1.64	897

DRAFT

City of Faribault
Ratios of General Bonded Debt Outstanding
Last Ten Fiscal Years

Table 13

Fiscal Year	Gross Bonded Debt	Less Amounts Available in Debt Service Funds	Net Bonded Debt	Percentage of Estimated Actual Value of Taxable Property*	Per Capita**
2015	$ 23,710,000	$ 4,441,763	$ 19,268,237	1.7674 %	$ 813
2016	21,545,000	3,708,131	17,836,869	1.5946	752
2017	14,365,000	3,799,822	10,565,178	0.8992	444
2018	13,125,000	3,594,597	9,530,403	0.7675	399
2019	11,810,000	3,420,851	8,389,149	0.6161	351
2020	10,435,000	3,118,010	7,316,990	0.4961	299
2021	15,020,000	3,006,026	12,013,974	0.7730	494
2022	8,552,242	1,751,854	6,800,388	0.4094	276
2023	8,516,709	1,983,162	6,533,547	0.3347	270
2024	7,422,596	2,141,428	5,281,168	0.2395	214

Note: Details regarding the City's outstanding debt can be found in the notes to the financial statements.

* See the Schedule of Asssessed Net Tax Capacity and Estimate Market Value of Taxable Property (Table 7) for property value data.

** See the Schedule of Economic and Economic Statistics (Table 16) for population data.

DRAFT

City of Faribault
Computation of Direct and Overlapping Debt
December 31, 2024

Table 14

	Net General Obligation Debt	Percentage Applicable to City	Amount Applicable to City of Faribault Share of Debt
Direct debt			
City of Faribault	$ 7,422,596	100%	$ 7,422,596
Overlapping debt			
Rice County	58,110,000	24.92%	15,063,885
School District 656	11,945,000	55.08%	6,829,038
Total overlapping debt	70,055,000		21,892,923
Total direct and overlapping debt	$ 77,477,596		$ 29,315,519

Note: Overlapping governments are those that coincide, at least in part, with the geographic boundaries of the City. This schedule estimates the portion of the outstanding debt of those overlapping governments that is borne by the residents and businesses of the City. This process recognized that when considering the government's ability to issue and repay long-term debt, the entire debt burden borne by the resident and businesses should be taken into account. However, this does not imply that every taxpayer is a resident, and therefore responsible for repaying the debt, of each overlapping government.

Source: Outstanding debt data provided by Rice County,

DRAFT

City of Faribault
Pledged-Revenue Coverage
Last Ten Fiscal Years

Table 15

		General Obligation Revenue Bonds						
Fiscal Year		Operating Revenue (1)	Operating Expenses (2)	Net Available Revenue	Debt Service (3) Principal	Interest	Total	Coverage
2015	*	$ 5,631,142	$ 2,539,869	$ 3,091,273	$ 1,026,000	$ 470,960	$ 1,496,960	206.50
2016	*	6,045,959	2,677,772	3,368,187	1,052,000	444,796	1,496,796	225.03
2017	*	6,221,970	3,230,187	2,991,783	1,079,000	417,970	1,496,970	199.86
2018	*	6,246,397	2,840,135	3,406,262	1,107,000	390,456	1,497,456	227.47
2019	**	9,502,351	4,327,976	5,174,375	1,135,000	362,228	1,497,228	345.60
2020	**	10,139,670	4,702,473	5,437,197	1,665,420	364,366	2,029,786	267.87
2021	**	10,175,091	4,654,310	5,520,781	1,660,000	382,796	2,042,796	270.26
2022	**	10,699,805	5,711,883	4,987,922	1,704,527	360,371	2,064,898	241.56
2023	**	11,714,609	6,060,344	5,654,265	1,710,268	326,527	2,036,795	277.61
2024	**	11,188,436	5,361,607	5,826,829	1,747,000	296,688	2,043,688	285.11

(1) Operating revenue includes connection charges.
(2) Total operating expenses exclusive of depreciation and amortization.
(3) Includes principal and interest on revenue bonds only.

* Includes Only Sewer Pledged Coverage
**Includes Water and Sewer Pledged Coverage

DRAFT

City of Faribault
Demographic and Economic Statistics
Lst Ten Fiscal Years

Table 16

Fiscal Year		Population (1)	Personal Income (2)	Personal Income Per Capita (3)	Median Age (4)	School Enrollment (5)	Unemployment Rate (6)
2015	Estimate	23,700	$ 944,895,300	$ 39,869	36.1	3,678	3.6
2016	Estimate	23,718	950,237,952	40,064	36.6	3,696	3.5
2017	Estimate	23,769	993,948,273	41,817	37.6	3,566	3.7
2018	Estimate	23,884	1,038,762,928	43,492	36.4	3,540	3.8
2019	Estimate	23,912	1,062,290,600	44,425	37.7	3,551	4.5
2020	Estimate	24,453	1,164,158,424	47,608	37.9	3,434	4.2
2021	Estimate	24,298	1,288,085,576	53,012	38.4	3,302	4.2
2022	Estimate	24,679	1,329,235,619	53,861	38.3	3,271	3.5
2023	Estimate	24,217	1,348,935,334	55,702	38.7	3,375	3.3
2024	Estimate	24,628	(7)	(7)	38.4	3,029	3.8

Source:
(1) Minnesota State Demographic Center - https://mn.gov/admin/demography/data-by-topic/population-data/our-estimates/pop-finder2.jsp
(2) US Census Bureau
(3) US Dept. of Commerce- Bureau of Economic Analysis
(4) US Census Bureau
(5) Independent School District #656
(6) Minnesota Department of Employment and Economic Development
(7) Data unavailable

DRAFT

City of Faribault
Employment/Unemployment Data
Last Ten Fiscal Years

Table 17

Fiscal Year	Average Employment Rice County	Average Unemployment Rice County	Average Unemployment State of Minnesota
2015	33,902	3.6	3.7
2016	32,292	3.5	3.9
2017	32,754	3.2	3.5
2018	33,212	3.1	3.2
2019	33,533	3.2	3.5
2020	32,709	4.2	4.9
2021	32,912	2.8	3.0
2022	33,422	2.6	3.6
2023	33,876	2.6	2.8
2024	34,608	2.8	3.0

Source: Minnesota Department of Employment and Economic Development.

DRAFT

City of Faribault
Principal Employers
Current Year and Ten Years Ago

Table 18

	2024			2015		
	Employees	Rank	Percentage of Total City Employment	Employees	Rank	Percentage of Total City Employment
Daikin Applied	900	1	8.35 %			
Jennie-O Turkey Store	750	2	6.96 %	600	2	5.71 %
Minnesota Correctional Facility	556	3	5.16 %	631	1	6.01 %
Faribault Public Schools	550	4	5.10 %	562	3	5.35 %
Faribault Foods Inc	530	5	4.92 %	319	8	3.04 %
Rice County	400	6	3.71 %	345	6	3.29 %
Allina Health/District One	350	7	3.25 %	324	7	3.09 %
Hy-Vee Food Stores	300	8	2.78 %	365	5	3.48 %
Met-Con Companies	300	9	2.78 %			
Wal Mart	289	10	2.68 %			
McQuay International/Daikin				400	4	3.81 %
Faribault Education Association				300	9	2.92 %
Innovative Food Processors, Inc.				292	10	2.86 %
Total	4,925		45.71 %	4,138		39.56 %

Sources: *Minnesota Department of Employment and Economic Development and Individual Phone Calls to Companies.*

DRAFT

City of Faribault
Full-Time Equivalent City Government Employees by Function
Last Ten Fiscal Years

Function	Full-Time Equivalent Employees as of December 31					
	2015	2016	2017	2018	2019	2020
General government	16.30	16.30	11.97	15.70	15.70	16.00
Public safety						
Police						
Officers	32.14	33.11	35.07	35.03	35.03	35.01
Civilians	9.35	10.36	9.67	9.85	9.65	9.92
Fire						
Firefighters and officers	10.67	11.23	11.39	11.22	11.26	10.48
Civilians	2.80	3.25	2.95	5.30	5.30	4.07
Streets and highways						
Engineering	4.27	4.21	4.48	4.42	4.47	5.44
Maintenance	12.25	12.00	11.91	14.44	14.61	14.50
Culture and recreation						
Parks	7.22	6.85	7.81	8.69	8.66	7.56
Library	9.95	9.07	10.53	11.13	10.22	8.50
Recreation programs	25.22	24.41	25.15	25.53	24.44	14.59
Housing and economic development	5.00	5.50	5.50	6.00	6.00	6.00
Water	3.75	3.44	6.60	3.57	3.00	3.25
Sewer	13.76	13.65	16.70	12.94	12.98	11.69
Total	152.68	153.38	159.73	163.82	161.32	147.01

* Number reflects COVID 19 layoffs/reduction in hours

Source: City Human Resource Records

DRAFT

Table 19

Full-Time Equivalent Employees as of December 31			
2021	2022	2023	2024
16.19	16.73	20.00	20.00
34.01	34.00	34.00	39.00
9.44	9.67	8.30	6.84
10.95	10.99	11.00	10.65
4.00	5.47	5.38	5.38
6.00	6.00	6.00	6.00
14.46	15.38	13.38	13.00
7.87	7.78	8.22	8.69
8.47	10.80	10.54	11.14
24.25	25.74	27.34	23.70
6.00	7.00	7.00	6.00
3.26	3.31	3.00	3.19
11.49	11.60	11.66	11.67
156.39	164.47	165.82	165.26

DRAFT

City of Faribault
Operating Indicators by Function
Last Ten Fiscal Years

Function	Fiscal Year 2015	2016	2017	2018
General government				
Ordinances and Resolutions adopted	240	315	305	301
Administration - Licenses processed	157	171	149	136
Police				
Total part I crimes most serious	821	576	641	498
Total part II crimes	961	978	869	900
Youth liaison cases	2,430	2,412	141	97
Investigative cases handled	372	443	346	406
Public safety calls for service	24,570	27,876	27,817	28,452
Traffic citations issued	2,136	2,216	2,479	2,285
Parking tickets issued	902	1,007	1,223	793
Fire				
Number of calls answered	2,151	2,348	2,280	2,560
Code enforcement				
Building permits issued	1,061	1,104	1,231	1,244
Highways and streets				
Seal coating (blocks)	100	100	80	95
Gravel maintenance (hours)	161	300	456	465
Bituminous materials (Rock) (Tons)	1,156	900	1,008	1,148
Culture and recreation				
Indoor pool attendance	24,048	23,826	21,879	22,751
Outdoor pool attendance	33,556	30,152	22,672	24,068
Athletics and sports program participation	9,419	3,164	2,954	3,112
Library circulation	188,858	172,584	162,473	159,894
Library program attendance	17,038	21,073	18,652	18,465
Water				
Water pumped (billion gallons)	1.28	1.37	1.25	1.35
Residential meters replaced/repaired	106	156	56	41
Water main breaks repaired	10	7	9	9
Wastewater				
Total Flow (billion gallons)	1.30	1.40	1.50	1.60
Miles of sewer mains cleaned	66	60	57	31

*Major meter replacement project
**Low attendance due to COVID-19 Restrictions
***Several of the Library's Storytime Videos on YouTube and Facebook went Viral in 2022

Sources: Various government departments.

DRAFT

Table 20

Fiscal Year					
2019	2020	2021	2022	2023	2024
291	248	298	310	274	280
144	146	159	157	143	155
551	524	433	526	394	341
917	778	640	593	522	450
315	164	201	356	324	353
413	325	234	304	345	332
28,504	26,103	28,973	24,754	26,594	28,843
2,597	2,691	2,887	1,979	1,855	923
1,137	356	558	614	608	69
2,728	2,543	2,953	2,966	2,953	3,173
1,429	1,294	1,281	1,910	1,591	1,911
51	52	55	78	73	63
460	431	368	175	207	85
1,000	1,155	1,105	894	1,075	638
27,559	13,845 **	20,790	21,759	29,815	33,685
22,356	- **	18,086	23,170	27,195	18,494
5,062	2,966 **	2,687	3,102	4,696	4,018
160,404	79,727 **	160,404	108,950	111,365	110,555
20,536	23,114	20,536	121,622 **	23,353	18,747
1.27	1.29	1.35	1.35	1.45	1.30
55	82	65	116	113	620
12	11	15	19	11	16
1.78	1.61	1.40	1.35	1.45	1.70
51	50	39	61	50	38

DRAFT

City of Faribault
Capital Asset Statistics by Function
Last Ten Fiscal Years

Function	Fiscal Year 2015	2016	2017	2018
Public safety				
Police				
Stations	1	1	1	1
Fire				
Stations	1	1	1	1
Public works				
Street division				
Miles of street	105	105	105	105
Culture and recreation				
Area in acres	392	392	392	392
Outdoor ice rinks	3	3	3	3
Swimming pools	2	2	2	2
Water				
Municipal water				
Water meters	7,350	7,371	7,242	7,422
Maximum production capacity	7,000,000	7,000,000	7,000,000	7,000,000
Miles of water main	137.01	137.01	137.01	133.00
Municipal water treatment				
Lift stations	9	9	9	9
Miles of sanitary sewer	115.18	115.18	115.18	120.00
Storm drains				
Miles of storm sewer	68.90	72.00	86.00	88.00

Note: No capital asset indicators are available for the general government function.

Source: City of Faribault Financial Records.

DRAFT

Table 21

Fiscal Year					
2019	2020	2021	2022	2023	2024
1	1	1	1	1	1
1	1	1	1	1	1
105	105	105	105	114	114
392	392	392	392	403	403
3	3	3	3	4	3
2	2	2	2	2	2
7,482	7,512	7,370	7,574	7,300	7,437
7,000,000	7,000,000	7,000,000	7,000,000	7,000,000	7,000,000
141.00	141.00	142.40	142.40	143.64	161.9
11	11	11	11	12	12
120.00	120.00	120.05	120.05	121.19	132.45
88.00	88.00	89.46	89.46	91.36	99.88

DRAFT

Request for Council Action

TO:	Mayor and City Council
THROUGH:	Jessica Kinser, City Administrator
FROM:	Kindra Papenfus, Finance Director
MEETING DATE:	September 23, 2025
SUBJECT:	Resolution 2025-245 Adoption of the 2026 Preliminary Property Tax Levy and Establishment of Public Meeting date

---

Background:

Section 1:

Each year, the City Council is required to adopt a preliminary property tax levy by September 30 for the following fiscal year. This action establishes the maximum levy for taxes payable in 2026, with the final levy set in December.

The City's proposed 2026 preliminary levy totals $14,888,823 an increase of approximately $1.4 million (10.4%) over the 2025 levy of $13,489,714. The increase reflects a combination of personnel wage & benefit costs, multi-year software licensing renewals, and increased debt service costs.

Key factors influencing the 2026 levy include:

- **General Fund Needs:** The general levy increases 11.8% ($1.35 million) to support personnel, bring the overtime budget in line with actual costs, and reflects the broad increase in costs of materials and services provided to the city.
- **Debt Service:** Scheduled bond principal and interest payments increase by 14.1% ($191,937), with the addition of an internal loan in 2025 to support required capital equipment replacements.

- **Tax Abatement:** Abatement levy requirements declined by $93,207 (-39.3%), reducing pressure on the total levy.

The Council retains authority to reduce the levy prior to final adoption in December as expenditure assumptions are refined.

Section 2:
Minnesota law requires cities to hold a public meeting, commonly referred to as the "Truth in Taxation" hearing, prior to adopting the final property tax levy and annual budget. The purpose of this meeting is to provide residents with an opportunity to review the City's proposed 2026 budget and levy, ask questions, and provide input before the City Council takes final action.

Recommendation:

Section 1: Adoption of the Preliminary Property Tax Levy of $14,888,823
Section 2: Establishment of Tuesday, December 9, 2025 as the Budget Public Meeting date

Attachments:

1. Resolution 2025-245 Adopting the 2026 Preliminary Property Tax Levy and Establishing the Budget Meeting Date

State of Minnesota
County of Rice

CITY OF FARIBAULT

RESOLUTION #2025-245

ADOPTING THE 2026 PRELIMINARY PROPERTY TAX LEVY AND ESTABLISHING THE BUDGET PUBLIC MEETING DATE

WHEREAS, the City annually adopts an operating levy for the coming year in accordance with City Charter and Minnesota Statutes; and

WHEREAS, Minnesota Statutes 275.065, Subdivision 1 requires cities to certify a maximum proposed levy on or before September 30, 2025 and to establish a public meeting date for the purpose of discussing said proposed levy; and

WHEREAS, the Faribault City Council has reviewed the preliminary levy as found attached in "Exhibit A".

NOW, THEREFORE BE IT RESOLVED*,* that:

Section 1: The preliminary 2026 net tax levy to be certified to the Rice County Auditor of $14,888,823 is hereby established as the maximum possible net tax levy for property tax payable in 2026.

Section 2: That Tuesday, December 9, 2025 is hereby established for the public meeting on the proposed 2026 budget and tax levy to be held at the City Hall Council Chambers beginning at 6:00 p.m.

Date Adopted: September 23, 2025

Faribault City Council

_____

Thomas J. Spooner, Mayor

ATTEST:

_____

Jessica L. Kinser, City Administrator

Exhibit A

2026 Preliminary Property Tax Levy Certification

OPERATING LEVY:		
General Fund	$	12,776,047
Community Development	$	411,509
	$	13,187,556
DEBT SERVICE LEVY:		
G. O. Refunding Improvement Bonds 2021B	$	1,071,536
G. O. Crossover Refunding Bonds 2015A	$	186,651
G. O. Improvement Bonds 2015A	$	77,245
Internal Capital Equipment Loan, 2025	$	221,910
	$	1,557,342
TAX ABATEMENT LEVY:		
Daikin Corp.	$	92,074
Steinair, Inc.	$	4,264
Tru Vu, Inc.	$	47,587
	$	143,925
Total City Levy	**$**	**14,888,823**

Request for Council Action

TO:	Mayor and City Council
THROUGH:	Jessica Kinser, City Administrator
FROM:	Kindra Papenfus, Finance Director
MEETING DATE:	September 23, 2025
SUBJECT:	Resolution 2025-248 Approving the Fairbault Economic Development Authority 2026 Preliminary Tax Levy

---

Background:

The City of Faribault Economic Development Authority adopted Resolution 2025-10 approving the preliminary tax levy for the EDA at the maximum amount allowed, $431,071, at their August meeting. The request has been built in to the City's preliminary property tax request through the attached resolution, which follows through on the request from the EDA.

The EDA has not yet reviewed their budget for 2025, but will come to the City Council at a future work session for a more formal presentation once it is completed and approved.

Recommendation:

To approve Resolution 2025-248

Attachments:

1. Resolution 2025-248 Approving the Faribault Economic Development Authority 2026 Preliminary Property Tax Levy
2. 2025-10 Resolution - Approving EDA's Preliminary Tax Levy for FY2026

State of Minnesota
County of Rice

CITY OF FARIBAULT

RESOLUTION #2025-248

APPROVING THE FARIBAULT ECONOMIC DEVELOPMENT AUTHORITY PRELIMINARY PROPERTY TAX LEVY FOR FISCAL YEAR 2026

WHEREAS, the City of Faribault may levy a tax in any year for the benefit of the activities of the Economic Development Authority pursuant to Minnesota Statute 469.107 Subdivision 1.

NOW, THEREFORE BE IT RESOLVED, that the City Council of the City of Faribault herby gives preliminary approval for the collection of a levy for the benefit of economic development activities within the community in fiscal year 2026 in an amount not to exceed $431,071.

Date Adopted: September 23, 2025

Faribault City Council

_____
Thomas J. Spooner, Mayor

ATTEST:

_____
Jessica L. Kinser, City Administrator

ECONOMIC DEVELOPMENT AUTHORITY OF FARIBAULT, MINNESOTA

RESOLUTION #2025-10

ESTABLISH THE EDA'S PRELIMINARY TAX LEVY FOR FISCAL YEAR 2026

WHEREAS, Minnesota Statute 469.107, Subdivision 1 provides that a City may, at the request of its Economic Development Authority (the "EDA"), levy a tax each year on all taxable property within the taxing district for the benefit of the EDA; and

WHEREAS, Minnesota Statute 469.107, Subdivision 1 limits the levy to a maximum of 0.01813 percent of the estimated taxable market value in the district; and

WHEREAS, the 2025 actual taxable market value in the district is $2,377,664,400; and

WHEREAS, the maximum the City Council can levy for EDA purposes in 2026 is $431,071 ($2,377,664,400 x 0.0001813 = $431,071); and

WHEREAS, the EDA's work program and budget depend on whether the EDA receives the maximum levy amount allowed by Minnesota Statutes; and

NOW, THEREFORE, BE IT RESOLVED, by the Economic Development Authority of Faribault, Minnesota (the "EDA"), that it establishes and recommends that the City Council approve a 2026 tax levy of $431,071 for the EDA's purposes.

ADOPTED: August 21, 2025

Kevin F. Voracek, President

ATTEST:

David J. Wanberg, CED Director

Request for Council Action

TO:	Mayor and City Council
THROUGH:	Jessica Kinser, City Administrator
FROM:	Kindra Papenfus, Finance Director
MEETING DATE:	September 23, 2025
SUBJECT:	Resolution 2025-249 to Approve the Faribault Housing and Redevelopment Authority 2026 Preliminary Tax Levy

---

Background:

The Faribault Housing and Redevelopment Authority has adopted a resolution requsting the maximum amount of property taxes available under state statute, $439,867.91, for 2026. As part of the preliminary tax levy, the City Council is required to take concurring or differing action. Resolution 2025-249 provides for the preliminary tax levy to include the collection of the full amount requested in 2026. The resolution showing action by the HRA is also attached with this item.

The HRA will bring a presentation to City Council when the 2026 budget is finalized and adopted.

Recommendation:

To approve Resolution 2025-249

Attachments:

1. Resolution 2025-249 Approving the Faribault Housing and Redevelopment Authority 2026 Preliminary Property Tax Levy
2. 2025-06 HRA Resolution Approving 2026 Prelim Tax Levy

State of Minnesota
County of Rice

CITY OF FARIBAULT

RESOLUTION #2025-249

APPROVING THE FARIBAULT ECONOMIC DEVELOPMENT AUTHORITY PRELIMINARY PROPERTY TAX LEVY FOR FISCAL YEAR 2026

WHEREAS, the Housing and Redevelopment Authority of the City of Faribault (HRA) may request the establishment of a special benefit tax pursuant to Minnesota Statute 469.033 Subdivision 6; and

WHEREAS, Minnesota Statue 469.033 Subdivision 6 requires the consent, by resolution, of the governing body of the municipality to levy said tax.

NOW, THEREFORE BE IT RESOLVED*,* that pursuant to Minnesota Statue 469.033 Subdivision 6, the special benefit tax as determined by the Housing and Redevelopment Authority of the City of Faribault is given approval of collection in fiscal year 2026 in the amount of $439,867.91.

Date Adopted: September 23, 2025

Faribault City Council

_____

Thomas J. Spooner, Mayor

ATTEST:

_____

Jessica L. Kinser, City Administrator

HOUSING AND REDEVELOPMENT AUTHORITY OF FARIBAULT, MINNESOTA

Resolution #2025-06

ESTABLISH THE HRA PRELIMINARY TAX LEVY FOR FISCAL YEAR 2026

WHEREAS, Minnesota Statute 469.033, Subdivision 6 provides that a City may, at the request of its Housing and Redevelopment Authority (HRA), levy a tax each year on all taxable property within the taxing district for the benefit of the HRA; and

WHEREAS, Minnesota Statute 469.033, Subdivision 6 limits the levy to a maximum of 0.0185 percent of the estimated taxable market value in the district; and

WHEREAS, the 2025 actual taxable market value in the district is $2,377,664,400; and

WHEREAS, the maximum the City Council can levy for HRA purposes in 2026 is $439,867.91 ($2,377,664,400 x 0.000185 = $439,867.91); and

WHEREAS, the HRA's work program and budget depend on whether the HRA receives the maximum levy amount allowed by the statute.

NOW, THEREFORE, BE IT RESOLVED, by the Housing and Redevelopment Authority of Faribault, Minnesota (the "HRA"), that it establishes and recommends the City Council approve a 2026 tax levy of $439,867.91 for HRA purposes.

[THE REMAINDER OF THIS PAGE LEFT BLANK INTENTIONALLY]

ADOPTED: August 11, 2025

F. JOHN ROWAN

F. John Rowan - CHAIR

ATTEST:

Thomas L. Furman - Executive Director

Request for Council Action

TO:	Mayor and City Council
THROUGH:	Jessica Kinser, City Administrator
FROM:	
MEETING DATE:	September 23, 2025
SUBJECT:	Resolution 2025-251 Ordering the Abatement of a Hazardous Property and Structures and Public Nuisances located at 1422 1ST Avenue Northeast, Faribault, MN 55021

Background:

This resolution is requesting the City declare 1422 1st Avenue NE a hazardous property and provide the authority to legal counsel and staff to take the necessary steps to abate a significant number of nuisances at said property. City Attorney Scott Riggs and Fire and Code Services Director Dustin Dienst will be available to discuss this issue further.

Recommendation:

Approve Resolution 2025-251

Attachments:

1. 2025-251 Abatement_Resolution_and_Abatement_Order 1422 1st Ave NE
2. Compliance Letter 1422 1st ave NE-Cherry Katra- case # 2025-00616 Part 1
3. Compliance Letter 1422 1st ave NE-Cherry Katra- case # 2025-00616 part 2
4. Admin Citation 1422 1st ave NE-Cherry Katra-case 2025-00616 page 1 of 2 - 8-14-2025
5. Admin Citation 1422 1st ave NE-Cherry Katra-case 2025-00616 page 2 of 2 - 8-14-2025
6. 1422 1st Avenue NE- timeline- Katra property
7. 1422 1st Avnue NE-Katra property utility update
8. 1422 1st ave ne violations-Cherry Katra-case # 2025-00616

State of Minnesota
County of Rice

CITY OF FARIBAULT

RESOLUTION #2025-251

ORDERING THE ABATEMENT OF A HAZARDOUS PROPERTY AND STRUCTURES AND PUBLIC NUISANCES LOCATED AT 1422 1ST AVENUE NORTHEAST, FARIBAULT, MN 55021

WHEREAS, the real property at issue is located at 1422 1st Avenue Northeast, Faribault, Mn 55021 and is legally described on the Exhibit A attached to this Resolution (the "Property"); and

WHEREAS, the Property is located in the City of Faribault (the "City"); and

WHEREAS, the Property contains a residential home with a detached garage (collectively, the "Structures"); and

WHEREAS, according to public records, the Property is owned by Bernard J. Katra and Mary E. Katra (the "Owners"); and

WHEREAS, upon information and belief of City staff, the Owners are deceased and the Property is being inhabited by a number of people; and

WHEREAS, the City has received numerous complaints of nuisance and hazardous conditions at the Property over the course of many years; and

WHEREAS, the City has adopted and incorporated the International Property Maintenance Code ("IPMC"); and

WHEREAS, on May 20, 2025, the City issued a Compliance Letter related to the Property identifying the following code violations: (1) dangerous structures and premises (IPMC, section 108.1.5); unlawful off-street parking (Faribault City Code, Appendix B, Section 8-100); unlawful accumulation of rubbish, garbage, and other materials (Faribault City Code, section 16-6); (2) inoperable vehicles (Faribault City Code, section 7-30); and unlawful occupancy of a recreational vehicle (Faribault City Code, section 6-220).

WHEREAS, on May 27, 2025, the City issued an Administrative Citation related to the Property identifying the same code violations as identified in the May 20, 2025 Administrative Citation, including: (1) dangerous structures and premises (IPMC, section 108.1.5); unlawful off-street parking (Faribault City Code,

Appendix B, Section 8-100); unlawful accumulation of rubbish, garbage, and other materials (Faribault City Code, section 16-6); (2) inoperable vehicles (Faribault City Code, section 7-30); and unlawful occupancy of a recreational vehicle (Faribault City Code, section 6-220).

WHEREAS, on September 4, 2025, the City's Property Maintenance and Fire Inspector Steve Breckenridge and other City staff inspected the Property and found that the violations of City Code and the IPMC identified in the May 20, 2025 Compliance Letter and May 27, 2025 Administrative Citation remained, as further outlined in his report presented to the City Council on September 23, 2025; and

WHEREAS, the City's Property Maintenance and Fire Inspector found a number of additional hazardous and nuisance issues and violations in his report, including concerns about ongoing hazards due to people living on the Property and within the Structures; and

WHEREAS, on September 9, 2025, City staff found that the water and electrical utilities to the Property and Structures had been disconnected, and that subsequently, Xcel Energy further disconnected electrical at the utility pole due to tampering; and

WHEREAS, based on the documentation presented to the City Council and the inspection by City staff, the following nuisance and hazardous conditions exist on the Property:

i. The Property contains dangerous structures and premises (IPMC, section 108.1.5); and
ii. The Property is being used for unlawful off-street parking (Faribault City Code, Appendix B, Section 8-100); and
iii. The Property and Structures contain an unlawful accumulation of rubbish, garbage, and other materials (Faribault City Code, section 16-6); and
iv. The Property and Structures contain inoperable vehicles (Faribault City Code, section 7-30); and
v. The Property is being used for the unlawful occupancy of a recreational vehicle (Faribault City Code, section 6-220); and
vi. The Property is generally in an unsafe, unsanitary, and hazardous condition (Minnesota Building Code, section 1300.01800); and
vii. The exterior of the Property has not been maintained in a clean, safe, or sanitary condition (IPMC, section 302.1); and
viii. The exterior of the Structures have not been maintained in good repair and are not structurally sound or in a sanitary condition (IPMC, section 304.1); and

ix. The interior of the Structures have not been maintained in good repair and are not structurally sound or in a sanitary condition (IPMC, section 305.1); and
x. The exterior of the Property and Structures have accumulated rubbish and garbage (IPMC, section 308.1); and
xi. The Structure lacks adequate windows and ventilation in habitable spaces (IPMC, sections 402.1 and 403.1); and
xii. The Structures lack smoke alarms (Minnesota Residential Code, section R314); and
xiii. The Structures lack carbon monoxide alarms (Minnesota Residential Code, section R315); and
xiv. The Structures' interior coverings and wall finishes are not installed correctly (Minnesota Residential Code, section R702).

WHEREAS, the nuisance and hazardous conditions create a significant danger of fire, risk of injury, and appearance of dilapidation and blight in the City; and

WHEREAS, City staff has determined that the most reasonable and cost-effective method of removing such nuisance and hazardous conditions is to raze the Structures and remove all the materials from the Property; and

WHEREAS, Minnesota Statutes, section 463.15, subdivision 3 defines a "hazardous building" as "any building, which because of inadequate maintenance, dilapidation, physical damage, unsanitary condition or abandonment, constitutes a fire hazard or a hazard to public safety or health;" and

WHEREAS, Minnesota Statutes, sections 463.16 and 463.17, in addition to Faribault City Code, authorize the City Council to order the owner of any hazardous building or property within the City to correct or remove the hazardous condition of the building or property or to raze or remove the building; and

WHEREAS, Minnesota Statutes, section 463.17, subdivision 2 authorizes the City, if the owner of a hazardous property cannot be found, to effectuate service upon the owner by posting such order at the main entrance to the building and by four weeks' publication in the official newspaper of the City if it has one, otherwise in a legal newspaper in the county; and

WHEREAS, Minnesota Statutes, section 463.161 et seq., authorizes a city to correct or remove a hazardous condition of any hazardous property or building if the owner of record fails to do so after a reasonable time and the district court enters a judgment sustaining the city's order; and

WHEREAS, Minnesota Rules, section 1300.0180 defines a building as unsafe "if it is structurally unsafe, not provided with adequate egress, a fire hazard, or otherwise dangerous to human life" and further expressly provides that all unsafe buildings are public nuisances that "must be abated by repair, rehabilitation, demolition, or removal according to Minnesota Statutes, sections 463.15 to 463.26;" and

WHEREAS, Minnesota Statutes, section 609.74, in addition to Faribault City Code, deem it a public nuisance to maintain a hazardous building or property in violation of state law or City Code; and

WHEREAS, Faribault City Code also deems it a public nuisance to maintain or permit any condition which is a danger to the health, safety, and general welfare of the citizens of the City; and

WHEREAS, Faribault City Code further authorizes the City Council to abate public nuisances; and

WHEREAS, based on information presented, the City Council of the City of Faribault finds that the condition of the Property and the Structures, as summarized in this Resolution, is hazardous, unsafe, a danger to the health, safety, and general welfare of the citizens of the City, and a public nuisance, and therefore, said conditions must be abated in accordance with applicable state and local laws.

NOW, THEREFORE, BE IT RESOLVED by the City Council of the City of Faribault as follows:

1. The City Council adopts, as factual findings, all of the above recitals and all determinations made by the City's Property Maintenance and Fire Inspector and other City staff.

2. Based on the aforementioned findings, the Property and Structures is hereby deemed hazardous, as that term is defined by Minnesota Statutes, section 463.15.

3. The Property and Structures are hereby deemed unsafe, as that term is defined by Minnesota Rules, section 1300.0180.

4. The condition of the Property and Structures also constitute a public nuisance within the meaning of Minnesota Statutes, section 609.74, Minnesota Rules, section 1300.0180, and Faribault City Code.

5. The City Attorney shall prepare an Abatement order substantially similar to that attached hereto as Exhibit B (the "Abatement Order").

6. City staff and consultants are further authorized to take all necessary and convenient steps to secure compliance with the requirements contained in the attached Abatement Order and may further effectuate the repair of the Structures and otherwise abate the hazardous and nuisance conditions on the Property by court order or contract, and shall subsequently facilitate assessment of the costs thereof against the Property in accordance with state and local laws.

7. The City Attorney and City staff are authorized to take all necessary legal steps to effectuate service of this Resolution and the Abatement Order in the manner required by state or local law, including by personal service or alternate service through posting the Abatement Order at the main entrance to the Structures and by four weeks' publication in the official newspaper of the City or in a legal newspaper in the county.

Date Adopted: September 23, 2025

Faribault City Council

_____

Thomas J. Spooner, Mayor

ATTEST:

_____

Jessica L. Kinser, City Administrator

EXHIBIT A

Legal Description of the Property

Lots 1 and 4, Block 1, The Town of North Faribault, Rice County, Minnesota.

EXHIBIT B

ABATEMENT ORDER

STATE OF MINNNESOTA | DISTRICT COURT

COUNTY OF RICE | THIRD JUDICIAL DISTRICT

Case Type: Other Civil

In the Matter of the Hazardous and Nuisance Property and Building Located at 1422 1st Avenue Northeast, Faribault, MN 55021

ORDER FOR ABATEMENT OF HAZARDOUS AND NUISANCE PROPERTY AND STRUCTURES

TO: All owners, occupants, and lienholders of record.

The City Council of the City of Faribault (the "City") orders that within 20 days of service of this Abatement Order you abate the hazardous and nuisance conditions which currently exist on the property located at: 1422 1st Avenue Northeast, Faribault, MN 55021, which property is legally described on Exhibit B-1 attached to this Abatement Order ("Property").

The City, pursuant to Minnesota Statutes, chapters 463 and 609, Minnesota Rules, the Minnesota State Building Code, the International Property Maintenance Code, and the Faribault City Code, has determined that the following violations and hazardous conditions exist on the Property:

i. The Property contains dangerous structures and premises (IPMC, section 108.1.5); and
ii. The Property is being used for unlawful off-street parking (Faribault City Code, Appendix B, Section 8-100); and
iii. The Property and Structures contain an unlawful accumulation of rubbish, garbage, and other materials (Faribault City Code, section 16-6); and
iv. The Property and Structures contain inoperable vehicles (Faribault City Code, section 7-30); and
v. The Property is being used for the unlawful occupancy of a recreational vehicle (Faribault City Code, section 6-220); and
vi. The Property is generally in an unsafe, unsanitary, and hazardous condition (Minnesota Building Code, section 1300.01800); and

vii. The exterior of the Property has not been maintained in a clean, safe, or sanitary condition (IPMC, section 302.1); and
viii. The exterior of the Structures have not been maintained in good repair and are not structurally sound or in a sanitary condition (IPMC, section 304.1); and
ix. The interior of the Structures have not been maintained in good repair and are not structurally sound or in a sanitary condition (IPMC, section 305.1); and
x. The exterior of the Property and Structures have accumulated rubbish and garbage (IPMC, section 308.1); and
xi. The Structure lacks adequate windows and ventilation in habitable spaces (IPMC, sections 402.1 and 403.1); and
xii. The Structures lack smoke alarms (Minnesota Residential Code, section R314); and
xiii. The Structures lack carbon monoxide alarms (Minnesota Residential Code, section R315); and
xiv. The Structures' interior coverings and wall finishes are not installed correctly (Minnesota Residential Code, section R702).

Accordingly, it is hereby ORDERED that you abate the aforementioned conditions by either: (1) within 20 days of the date of service of this Abatement Order, providing a written plan and timeline acceptable to the City Attorney and City staff to demolish the Structures in their entirety and remove all remaining materials from the Property; or (2) within 20 days of service of this Abatement Order, executing an agreement acceptable to the City Attorney and City staff to allow the City and its contractors to demolish the Structures in its entirety, remove all remaining materials from the Property, and assess its costs and expenses against the Property.

Certain work listed above may require building permits and you must first apply for and obtain any such permits required for the work you intend to perform from the appropriate City offices and any other entity with jurisdiction. This Abatement Order is not a permit. Further, all such work completed is subject to inspection by the City's Building Official, Property Maintenance and Fire Inspector, or other City staff as may be required to ensure compliance with applicable laws, regulations, and this Abatement Order.

You are further advised that unless such corrective action is taken or an Answer is timely served on the City within 20 days of the date of service of this Abatement Order upon you, a

motion for summary enforcement of this Abatement Order will be made to the Rice County District Court.

Finally, you are further advised that if you do not comply with this Abatement Order and the City is compelled to take corrective action, as authorized under law, all necessary costs incurred by the City in enforcing this Abatement Order will be assessed against the Property pursuant to Minnesota Statutes, section 463.21 and the Faribault City Code. In connection to such assessment, the City further intends to recover all of its expenses incurred in carrying out this Abatement Order, including specifically but not exclusively, filing fees, service fees, publication fees, attorneys' fees, appraisers' fees, witness fees, including expert witness fees and traveling expenses incurred by the City from the time this Abatement Order was originally made pursuant to Minnesota Statutes, section 463.22 and the Faribault City Code.

[remainder of page intentionally blank]

Dated September 23, 2025 **KENNEDY & GRAVEN, CHARTERED**

By: /s/ Sam Ketchum

Sam Ketchum (#0399294)
700 Fifth Street Towers
150 South Fifth Street
Minneapolis, MN 55402
(612) 337-9300
Attorney for City of Faribault

ACKNOWLEDGMENT

The undersigned acknowledges that costs, disbursements and reasonable attorney and witness fees may be awarded pursuant to Minn. Stat. § 549.211, subd. 2, to the party against whom the allegations in this pleading are asserted.

By: /s/ Sam Ketchum
Sam Ketchum

EXHIBIT B-1

Legal Description of the Property

Lots 1 and 4, Block 1, The Town of North Faribault, Rice County, Minnesota

CITY OF FARIBAULT COMPLIANCE LETTER

Case #: 2025-00616
Invoice #:

Finance Copy ☐
Original ☒
Copy ☐

THIS FORMAL NOTICE REQUESTS IMMEDIATE ACTION. FAILURE TO DO SO MAY LEAD TO ADDITIONAL ACTION.

The City of Faribault has found you and/or your property to be in violation of City Code. The first step in regaining compliance is the issuance of this letter. Below you'll find the address, the nature of the violation(s), the City Code section that regulates it, the corrective action required, and the deadline in which the violation(s) must be corrected.

Failure to correct the violation(s) listed below by the required deadline may result in additional action, which includes, but is not limited to: the imposition of an administrative citation, including a civil penalty; abatement and/or assessment to recover City costs; civil action; and additional measures as determined appropriate by the City.
It's the City's intent to use this letter to seek compliance instead of taking additional action, and we appreciate your prompt efforts to regain compliance. We look forward to working with you to mitigate these issues – please reach out to the issuer of this compliance letter, which can be found below, as soon as you're able.

DATE OF VIOLATION	5/20/2025	TIME OF VIOLATION	10am
LETTER ISSUED BY	Steve Breckenridge	ISSUER SIGNATURE	
DATE ISSUED	5/20/2025	ISSUER PHONE NUMBER	507-209-0118

PARTY IN VIOLATION	
NAME	Cherry Katra
CUSTOMER NO.	22195
ADDRESS	607 2nd Avenue NW Faribault MN, 55021

LOCATION OF VIOLATION	
ADDRESS	1422 1st Avenue NE Faribault MN, 55021
PID ADDRESS	18.30.4.26.001

NATURE OF OFFENSE	CODE/CATEGORY	CORRECTIVE ACTION	COMPLIANCE DATE
1. Rubbish / Nuisance	Ch.16-Sec.16-5 Nuisance	Remove all rubbish/garbage from the property.	6/20/2025
2. Vehicle storage	Ch.7 Section 7-30	Remove inoperable Vehicles (Car and camper)	6/20/2025
3. Recreational Vehicles	Ch. Sec. 6-220	Cannot occupy camper for more than (14) days. The camper has been occupied for weeks.	6/20/2025

OTHER PERTINENT INFORMATION (SPECIFIC CODE LANGUAGE CAN BE FOUND ON PAGE 2):

The 2006 Edition of the International Property Maintenance Code (IPMC), as published by the International Code Council, be and is hereby adopted as the Property Maintenance Code of the City of Faribault, for regulating and governing the conditions and maintenance of all property, buildings and structures.

Para pedir este documento en otro idioma, envíe un correo electrónico y adjunte el documento a accessibility@faribault.org
Si aad u codsato dukumeentigan oo ku qoran luqad kale, fadlan e-mail u soo dir oo ku soo lifaaq dukumiintiga accessibility@faribault.org

CITY OF FARIBAULT
COMPLIANCE LETTER

Case #: 2025-00616
Invoice #:

Finance Copy ☐
Original ☒
Copy ☐

CODE/CATEGORY	SPECIFIC CODE LANGUAGE
Ch.16-Sec.16-5 Nuisance	Public nuisances affecting adjacent property. All unsightly accumulations of lumber, wood, scrap metal, cans, refuse, debris, tires, fencing materials, mechanical parts, rocks, gravel or any other items or materials which serve to diminish the value or quality of any adjacent property, regardless of whether said adjacent property is privately or publicly owned.
IPMC SECTION 108.1.3 UNSAFE STRUCTURES AND EQUIPMENT	Structure unfit for human occupancy, A structure is unfit for human occupancy whenever the code official finds that such structure is unsafe, unlawful or, because of the degree to which the structure is in disrepair or lacks maintenance, is insanitary, vermin or rat infested, contains filth and contamination, or lacks ventilation, illumination, sanitary or heating facilities or other essential equipment required by this code, or because the location of the structure constitutes a hazard to the occupants of the structure or to the public.
IMPC Section 302.1 Sanitation	Exterior property and premises shall be maintained in a clean, safe and sanitary condition. The occupant shall keep that property of the exterior property that such occupant occupies or controls in a clean and sanitary condition.
Ch.7 Section 7-30	No inoperable vehicle shall be stored outside a building in any residential district or in the C-1 district.
Ch. 6 Section 6-220	Travel trailers and other recreational vehicles. (1) At no time shall a travel trailer or recreational vehicle be used as a residence on any site, except as expressly provided within this section. (5) One (1) travel trailer or similar recreational vehicle may be used as a temporary residence for no more than fourteen (14) days per calendar year, provided it is placed on a lot occupied by a principal building, and has access to sanitary sewer and water facilities.
Ch. 8 Section 8-250	Parking in residential districts (1) Off-street parking for one to four-family residential uses shall be provided in the rear yard, side yard, garage or carport, upon a well-defined driveway, or in an area not to exceed twelve (12) feet in width on one (1) side of a front yard driveway. (3) Recreational vehicles shall be permitted to be parked within side or rear yards provided that such vehicle is parked no closer than three (3) feet from any lot line, upon a well-defined driveway.

Para pedir este documento en otro idioma, envíe un correo electrónico y adjunte el documento a accessibility@faribault.org
Si aad u codsato dukumeentigan oo ku qoran luqad kale, fadlan e-mail u soo dir oo ku soo lifaaq dukumiintiga accessibility@faribault.org

CITY OF FARIBAULT COMPLIANCE LETTER

Case #: 2025-00616 part 2
Invoice #:

Finance Copy ☐
Original ☒
Copy ☐

THIS FORMAL NOTICE REQUESTS IMMEDIATE ACTION. FAILURE TO DO SO MAY LEAD TO ADDITIONAL ACTION.

The City of Faribault has found you and/or your property to be in violation of City Code. The first step in regaining compliance is the issuance of this letter. Below you'll find the address, the nature of the violation(s), the City Code section that regulates it, the corrective action required, and the deadline in which the violation(s) must be corrected.

Failure to correct the violation(s) listed below by the required deadline may result in additional action, which includes, but is not limited to: the imposition of an administrative citation, including a civil penalty; abatement and/or assessment to recover City costs; civil action; and additional measures as determined appropriate by the City.
It's the City's intent to use this letter to seek compliance instead of taking additional action, and we appreciate your prompt efforts to regain compliance. We look forward to working with you to mitigate these issues – please reach out to the issuer of this compliance letter, which can be found below, as soon as you're able.

DATE OF VIOLATION	5/20/2025	TIME OF VIOLATION	10am
LETTER ISSUED BY	Steve Breckenridge	ISSUER SIGNATURE	
DATE ISSUED	5/20/2025	ISSUER PHONE NUMBER	507-209-0118

PARTY IN VIOLATION	
NAME	Cherry Katra
CUSTOMER NO.	22195
ADDRESS	607 2nd Avenue NW Faribault MN, 55021

LOCATION OF VIOLATION	
ADDRESS	1422 1st Avenue NE Faribault MN, 55021
PID ADDRESS	18.30.4.26.001

NATURE OF OFFENSE	CODE/CATEGORY	CORRECTIVE ACTION	COMPLIANCE DATE
1. Dangerous structures or premises.	108.1.5 UNSAFE STRUCTURES	The exterior of a structures shall be maintained in good repair, structurally sound and sanitary so as not to pose a threat to the public health, safety or welfare.	6/20/2025
2. Camper not on hard surface	Ch. 8 Section 8-100. Surfacing.	Place camper on approved hard surface.	6/20/2025
3.			

OTHER PERTINENT INFORMATION (SPECIFIC CODE LANGUAGE CAN BE FOUND ON PAGE 2):

The 2006 Edition of the International Property Maintenance Code (IPMC), as published by the International Code Council, be and is hereby adopted as the Property Maintenance Code of the City of Faribault, for regulating and governing the conditions and maintenance of all property, buildings and structures.

Para pedir este documento en otro idioma, envíe un correo electrónico y adjunte el documento a accessibility@faribault.org
Si aad u codsato dukumeentigan oo ku qoran luqad kale, fadlan e-mail u soo dir oo ku soo lifaaq dukumiintiga accessibility@faribault.org

CITY OF FARIBAULT
COMPLIANCE LETTER

Case #: 2025-00616 part 2
Invoice #:

Finance Copy ☐
Original ☒
Copy ☐

CODE/CATEGORY	SPECIFIC CODE LANGUAGE
108.1.5 UNSAFE STRUCTURES	5. The building or structure, or part of the building or structure, because of dilapidation, deterioration, decay, faulty construction, the removal or movement of some portion of the ground necessary for the support, or for any other reason, is likely to partially or completely collapse, or some portion of the foundation or underpinning of the building or structure is likely to fail or give way.
108.1.5 UNSAFE STRUCTURES	6. The building or structure, or any portion thereof, is clearly unsafe for its use and occupancy.
108.1.5 UNSAFE STRUCTURES	7. The building or structure is neglected, damaged, dilapidated, unsecured or abandoned so as to become an attractive nuisance to children who might play in the building or structure to their danger, becomes a harbor for vagrants, criminals or immoral persons, or enables persons to resort to the building or structure for committing a nuisance or an unlawful act.
108.1.5 UNSAFE STRUCTURES	9. A building or structure, used or intended to be used for dwelling purposes, because of inadequate maintenance, dilapidation, decay, damage, faulty construction or arrangement, inadequate light, ventilation, mechanical or plumbing system, or otherwise, is determined by the code official to be unsanitary, unfit for human habitation or in such a condition that is likely to cause sickness or disease.
CHAPTER 1 Vehicle, inoperable.	A vehicle that is abandoned or lacking vital component parts essential to its mechanical functioning, including, but not limited to, the engine, drive train, and wheels; or a vehicle that is so mechanically defective as to be unsafe for operation; or a vehicle that does not display a current license plate, current license tab, or current registration, or which does not meet all vehicle requirements for operation on public rights-of-way as set forth in M.S. Chapter 169.

Para pedir este documento en otro idioma, envíe un correo electrónico y adjunte el documento a accessibility@faribault.org
Si aad u codsato dukumeentigan oo ku qoran luqad kale, fadlan e-mail u soo dir oo ku soo lifaaq dukumiintiga accessibility@faribault.org

Case #: 2025-00616 part 1 of 2
Invoice #: 1352

Finance Copy ☐
Original ☒
Copy ☐

CITY OF FARIBAULT ADMINISTRATIVE CITATION

This citation charges you with one or more violations of Faribault City Code.

DATE OF VIOLATION	5/27/2025	TIME OF VIOLATION	10am
CITATION ISSUED BY	Steve Breckenridge	ISSUER SIGNATURE	
DATE ISSUED	8/14/2025	ISSUER PHONE NUMBER	507-209-0118

PARTY IN VIOLATION	
NAME	Cherry Katra
CUSTOMER NO.	22195
ADDRESS	607 2nd Avenue NW Faribault MN, 55021

LOCATION OF VIOLATION	
ADDRESS	1422 1st Avenue NE Faribault MN, 55021
PID ADDRESS	18.30.4.26.001

NATURE OF OFFENSE	CODE/CATEGORY	CORRECTIVE ACTION	COMPLIANCE DATE	FINE ($)
1. Dangerous structures or premises.	108.1.5 UNSAFE STRUCTURES	The exterior of a structures shall be maintained in good repair, structurally sound and sanitary so as not to pose a threat to the public health, safety or welfare.	6/27/2025	$100
2. Camper not on hard surface	Ch. 8 Section 8-100. Surfacing.	Place camper on approved hard surface.	6/27/2025	-
3. Rubbish / Nuisance	Ch.16-Sec.16-5 Nuisance	Remove all rubbish/garbage from the property.	6/27/2025	-

OTHER PERTINENT INFORMATION (SPECIFIC CODE LANGUAGE CAN BE FOUND ON PAGE 2):

The 2006 Edition of the International Property Maintenance Code (IPMC), as published by the International Code Council, be and is hereby adopted as the Property Maintenance Code of the City of Faribault, for regulating and governing the conditions and maintenance of all property, buildings and structures.

GENERAL INFORMATION

The Administrative Citations Program is authorized by Chapter 17 of the Faribault City Code. The fines are set by City Council resolution. When you receive an administrative citation, you have two options: **You must either (1) correct the violation and pay the fine; or (2) request an administrative hearing within 10 days of the date of the citation and pay a $20 fee.** Previously issued citations are separate from this citation and must be paid or requested for a hearing within 10 days of issuance.

FINE PAYMENT INFORMATION

The fine will increase by 10% for each week, starting 10 days after the citation was issued, that no action is taken to correct the violation. The fine may be paid with cash, check, credit card, or money order at City Hall. A check or money order must be made payable to the City of Faribault for the correct amount. You may mail a copy of this citation with your check, or money order to: City of Faribault, 208 First Ave. NW, Faribault, MN 55021. NOTE: BY PAYING THE FINE, YOU ARE ADMITTING THAT YOU VIOLATED THE CITY ORDINANCE.

HEARING REQUEST INFORMATION

If you believe that you did not violate the City Code or if you wish to contest the citation, you may request a hearing before the City Council. To request a hearing, within 10 days after the citation issuance, notify the City Clerk that you would like to request a hearing and pay the $20 fee. The City Clerk can be reached at 507-334-2222 or by emailing at admincitations@faribault.org . Roughly 30 days after the request, a hearing will be held (on Tuesdays prior to or after City Council meetings or work sessions). The City Clerk will notify you of the date, time and location of your hearing. During the hearing, the City Council will hear the appeal. Failure to appear is a default judgment in favor of the City. The City Council issues its ruling after the hearing or no later than 10 days from the hearing.

PENALTIES

In the event that you are found to have violated the City Code and the fine remains outstanding, the City may take one or more of the following actions:
1. Issue a subsequent administrative citation, thereby commencing a new administrative penalties process;
2. Find that the unpaid fee constitutes a lien upon the real property where the violation occurred, if the property or the improvements of the same were the subject of the violation;
3. Find that the unpaid fee constitutes a personal obligation of the violator;
4. Suspend or revoke any licenses or permits issued by the City related to the violation;
5) Initiate criminal proceedings; and/ or
6. Initiate other enforcement action authorized by law, including the cost of unpaid special charges as special assessments against the property benefited to the extent allowed under Minn. Stat. § 429.101.

Para pedir este documento en otro idioma, envíe un correo electrónico y adjunte el documento a accessibility@faribault.org
Si aad u codsato dukumeentigan oo ku qoran luqad kale, fadlan e-mail u soo dir oo ku soo lifaaq dukumiintiga accessibility@faribault.org

CITY OF FARIBAULT
ADMINISTRATIVE CITATION

Case #: 2025-00616 part 1 of 2
Invoice #: 1352

Finance Copy ☐
Original ☒
Copy ☐

CODE/CATEGORY	SPECIFIC CODE LANGUAGE
108.1.5 UNSAFE STRUCTURES	The building or structure, or part of the building or structure, because of dilapidation, deterioration, decay, faulty construction, the removal or movement of some portion of the ground necessary for the support, or for any other reason, is likely to partially or completely collapse, or some portion of the foundation or underpinning of the building or structure is likely to fail or give way.
108.1.5 UNSAFE STRUCTURES	The building or structure, or any portion thereof, is clearly unsafe for its use and occupancy.
108.1.5 UNSAFE STRUCTURES	The building or structure is neglected, damaged, dilapidated, unsecured or abandoned so as to become an attractive nuisance to children who might play in the building or structure to their danger, becomes a harbor for vagrants, criminals or immoral persons, or enables persons to resort to the building or structure for committing a nuisance or an unlawful act.
108.1.5 UNSAFE STRUCTURES	A building or structure, used or intended to be used for dwelling purposes, because of inadequate maintenance, dilapidation, decay, damage, faulty construction or arrangement, inadequate light, ventilation, mechanical or plumbing system, or otherwise, is determined by the code official to be unsanitary, unfit for human habitation or in such a condition that is likely to cause sickness or disease.
Ch.16-Sec.16-5 Nuisance	Public nuisances affecting adjacent property. All unsightly accumulations of lumber, wood, scrap metal, cans, refuse, debris, tires, fencing materials, mechanical parts, rocks, gravel or any other items or materials which serve to diminish the value or quality of any adjacent property, regardless of whether said adjacent property is privately or publicly owned.

Case #: 2025-00616 part 2 of 2
Invoice #: 1352

Finance Copy ☐
Original ☒
Copy ☐

CITY OF FARIBAULT ADMINISTRATIVE CITATION

This citation charges you with one or more violations of Faribault City Code.

DATE OF VIOLATION	5/27/2025	TIME OF VIOLATION	10am
CITATION ISSUED BY	Steve Breckenridge	ISSUER SIGNATURE	
DATE ISSUED	8/14/2025	ISSUER PHONE NUMBER	507-209-0118

PARTY IN VIOLATION	
NAME	Cherry Katra
CUSTOMER NO.	22195
ADDRESS	607 2nd Avenue NW Faribault MN, 55021

LOCATION OF VIOLATION	
ADDRESS	1422 1st Avenue NE Faribault MN, 55021
PID ADDRESS	18.30.4.26.001

NATURE OF OFFENSE	CODE/CATEGORY	CORRECTIVE ACTION	COMPLIANCE DATE	FINE ($)
1. Recreational Vehicles	Ch. Sec. 6-220	Cannot occupy camper for more than (14) days. The camper has been occupied for months.	6/27/2025	-
2.				
3.				

OTHER PERTINENT INFORMATION (SPECIFIC CODE LANGUAGE CAN BE FOUND ON PAGE 2):

The 2006 Edition of the International Property Maintenance Code (IPMC), as published by the International Code Council, be and is hereby adopted as the Property Maintenance Code of the City of Faribault, for regulating and governing the conditions and maintenance of all property, buildings and structures.

GENERAL INFORMATION

The Administrative Citations Program is authorized by Chapter 17 of the Faribault City Code. The fines are set by City Council resolution. When you receive an administrative citation, you have two options: **You must either (1) correct the violation and pay the fine; or (2) request an administrative hearing within 10 days of the date of the citation and pay a $20 fee.** Previously issued citations are separate from this citation and must be paid or requested for a hearing within 10 days of issuance.

FINE PAYMENT INFORMATION

The fine will increase by 10% for each week, starting 10 days after the citation was issued, that no action is taken to correct the violation. The fine may be paid with cash, check, credit card, or money order at City Hall. A check or money order must be made payable to the City of Faribault for the correct amount. You may mail a copy of this citation with your check, or money order to: City of Faribault, 208 First Ave. NW, Faribault, MN 55021. NOTE: BY PAYING THE FINE, YOU ARE ADMITTING THAT YOU VIOLATED THE CITY ORDINANCE.

HEARING REQUEST INFORMATION

If you believe that you did not violate the City Code or if you wish to contest the citation, you may request a hearing before the City Council. To request a hearing, within 10 days after the citation issuance, notify the City Clerk that you would like to request a hearing and pay the $20 fee. The City Clerk can be reached at 507-334-2222 or by emailing at admincitations@faribault.org . Roughly 30 days after the request, a hearing will be held (on Tuesdays prior to or after City Council meetings or work sessions). The City Clerk will notify you of the date, time and location of your hearing. During the hearing, the City Council will hear the appeal. Failure to appear is a default judgment in favor of the City. The City Council issues its ruling after the hearing or no later than 10 days from the hearing.

PENALTIES

In the event that you are found to have violated the City Code and the fine remains outstanding, the City may take one or more of the following actions:
1. Issue a subsequent administrative citation, thereby commencing a new administrative penalties process;
2. Find that the unpaid fee constitutes a lien upon the real property where the violation occurred, if the property or the improvements of the same were the subject of the violation;
3. Find that the unpaid fee constitutes a personal obligation of the violator;
4. Suspend or revoke any licenses or permits issued by the City related to the violation;
5) Initiate criminal proceedings; and/ or
6. Initiate other enforcement action authorized by law, including the cost of unpaid special charges as special assessments against the property benefited to the extent allowed under Minn. Stat. § 429.101.

Para pedir este documento en otro idioma, envíe un correo electrónico y adjunte el documento a accessibility@faribault.org
Si aad u codsato dukumeentigan oo ku qoran luqad kale, fadlan e-mail u soo dir oo ku soo lifaaq dukumiintiga accessibility@faribault.org

CITY OF FARIBAULT
ADMINISTRATIVE CITATION

Case #: 2025-00616 part 2 of 2
Invoice #: 1352

Finance Copy ☐
Original ☒
Copy ☐

CODE/CATEGORY	SPECIFIC CODE LANGUAGE
Ch. 6 Section 6-220	Travel trailers and other recreational vehicles. (1) At no time shall a travel trailer or recreational vehicle be used as a residence on any site, except as expressly provided within this section. (5) One (1) travel trailer or similar recreational vehicle may be used as a temporary residence for no more than fourteen (14) days per calendar year, provided it is placed on a lot occupied by a principal building, and has access to sanitary sewer and water facilities.

1422 1st Ave. NE 9/4/2025

Bernard J & Mary E Katra (deceased) owners

Cherry Katra (daughter in law), Cherry's Husband is deceased

Compliance letter sent: **5/27/2025**

Some of the garbage and an inoperable vehicle & boat were removed from the property. Then the property went back to the condition it was with piles of trash/rubbish again. So an administrative citation was issued since progress stopped and went backwards.

Administrative Citation sent: **8/14/2025**

Drug Task Force Search Warrant: **9/4/2025**

9/4/2025 - Upon receiving notice that a search warrant was issued for the Katra property located at 1422 1st Avenue NE, I (Steve Breckenridge and accompanied by Hunter Houduk) was safely granted access to the property to conduct an inspection for safety and quality of the home/property. Upon completion of the inspection of the residence, it was determined that the power to the residence has been permanently cut from the residence due to residence attempting to illegally re-hook up service to the home after power was cut due to non-payment. The roof has multiple leaks in the home from poor protective treatment. The home needs to have the shingles replaced and with extended exposure to the elements along with active leaks the roof decking is susceptible to damage, which would require replacement too. There were many attempts to add tarps, ice and water along other means to stop the leaks other than replacing the shingles. I have seen police body cam footage of water actively entering the home through holes in the roof located in multiple areas of the home. The entry way, living room, dining room and in the basement, leaks were witnessed on the police body cam footage. The path to the kitchen from the living room had soft/spongy floors in a few locations. There was extension cords wired illegally into light fixtures running around and running outside to the camper. The kitchen was unsanitary; gnats and flyers were present. The bathroom on the main level was unsanitary along with an unusable bathtub, there was a rubber made tote as part of the tub surround. The bathroom ceiling was also missing large portions of sheet rock and can see the attic insulation from below. The first bedroom on the left was filled with rubbish and not habitable, the last two bedrooms on the south end of the home had little to no concerns apart from no smoke detectors and not having a smoke or carbon monoxide detector outside the bedroom within 10 feet. The stairs to the basement are not stable/safe to use, and the basement is unsanitary. The ceiling was covered in mold throughout the entire ceiling, along with rubbish and clothes throughout the basement. In the basement there were multiple windows missing and open to the outside to allow for rain and animals to have easy access. There was a hole in the ceiling by the water heater which was an active leak on the body cam footage as well. The attached garage had someone living in which it is not permitted since that

is not a habitable location or proper heating/cooling. The garage was full of rubbish and not sanitary as well. The detached garage roof has very large holes and daylight is easily seen through most of the garage; the garage is also being used to store trash and rubbish from people living in the home without proper trash service. There is a camper on the property that is not on an approved surface along with people living in the camper for an extended amount of time which is against city ordinance (Chapter 6 Section 6-220). The camper is un unsanitary as well along with no power or sanitary sewer. There was also a broken window right next to the front door of the home on the right side of the door. The whole property has trash/rubbish scattered throughout the property along with inside the property.

This property has been an ongoing hazard to the people staying on the property along with the neighborhood for constant drug actively and homelessness. The properties conditions are not habitable by way of no power, unsanitary conditions including a mold covered ceiling in the basement. The property has constant city ordinance violations.

1) Nuisances **2)** Dangerous structures **3)** Camper not on hard surface and being occupied for more than 14 days **4)** Home is not weather tight. **5)** Drug activity and hostile environment for neighborhood. **6)** Sanitation. **7)** Roofs and drainage

2018 PMC Citation

Responsibility,

The owner of the premises shall maintain the structures and exterior property in compliance with these requirements, except as otherwise provided in this code. A person shall not occupy as owner-occupant or permit another person to occupy premises that are not in a sanitary and safe condition and that do not comply with the requirements of this chapter. Occupants of a dwelling unit, rooming unit or housekeeping unit are responsible for keeping in a clean, sanitary and safe condition that part of the dwelling unit, rooming unit, housekeeping unit or premises they occupy and control.

1422 1st Avenue NE

Utilities

September 9, 2025

Utility bill balances for 1422 1st Avenue NE, Faribault, MN 55021

Account: 022195-000 for Cherry Katra - balance under this name is $394.86. The account notes that it was sent to be certified to the Rice County property taxes.

Account: 027129-000 for Theodore Katra - this account was set up with a connection date of May 1, 2025. No payments have been made to this account since. Current balance is $279.61.

Water utility will be disconnected 9/10/2025

Excel Energy has disconnected the power and later disconnected at the pole due to tampering with power supply after disconnecting.

Bernard J & Mary E Katra (deceased)

Cherry Katra (daughter in law)

1422 1st Ave. NE 5/20/2025

Summary

Parcel ID	18.30.4.26.001
Property Address	1422 1ST AVE NE FARIBAULT, MN 55021
Sec/Twp/Rng	
Brief Tax Description	Lot 1 Block 1 of NORTH FARIBAULT NORTH FBLT L1 & L4 B1 (Note: Not to be used on legal documents)
Area	N/A
Use Code	4BB1-Residential Non-Homestead single unit
Tax Authority Group	FARIBO-SD656-HSP-HRA-EDA

*Please contact the zoning authority for information regarding zoning.



Owners
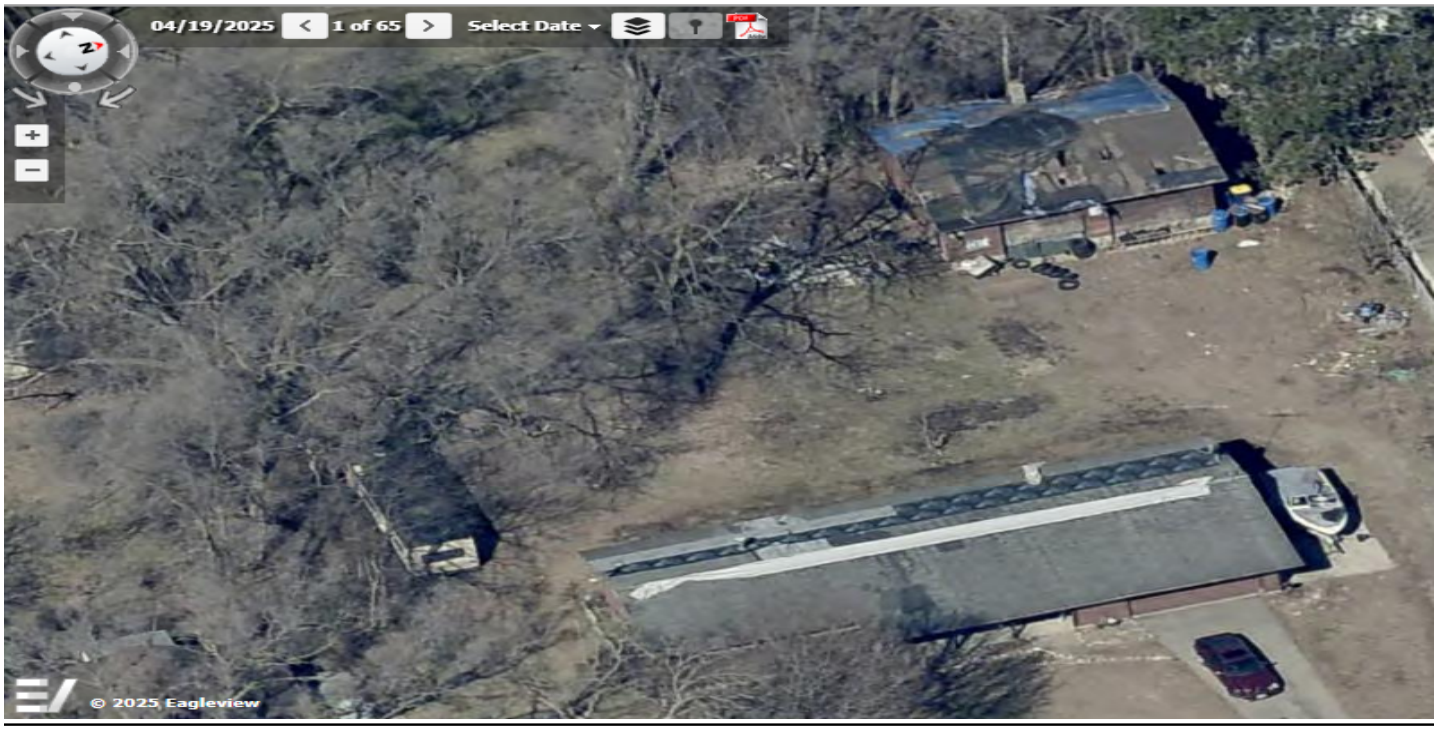
Primary Owner	Alternate Taxpayer	Fee Owner
Bernard J & Mary E Katra 1422 1st Ave NE Faribault MN 55021